



**General Industry
Catalog**

For general & industrial shop
and field operations.



People. Passion. Performance.

PEOPLE. PASSION. PERFORMANCE.

At CP, our mission is to provide our customers with sustainable added value solutions which optimize performance, maximize efficiency and ensure operator satisfaction.

With a dedicated product portfolio and a robust network of partners & authorized distributors, we aim to deliver best-in-class global service and local support to automotive service professionals.

Drawing from decades of experience and expertise in Vehicle Service, we have embarked on a transformational journey to provide you with value-added solutions developed in-house by our R&D team.

Ergonomics, safety and reliability are the cornerstones of our product development. Our industrial tools are designed and tested to be durable and more and more sustainable, ensuring ease of use and maximum productivity.

We are pleased to present this new version of our catalogue. It will provide you with a comprehensive view of our Vehicle Service tools and solutions, reflecting our ongoing commitment to excellence and innovations.

Discover how CP can enhance your operations with our cutting-edge products and services.



It's simple, really. You have work to do, and customers to serve. CP is there to help you get the job done, without compromise.





INDUSTRIAL BOLTING



MATERIAL REMOVAL

At Chicago Pneumatic, we are committed to delivering best-in-class global service and local support to industrial customers through a dedicated product portfolio and a strong network of authorized distributors. With decades of expertise in pneumatic solutions and the latest advancements in battery and connected tools, we provide solutions that maximize efficiency, safety, and productivity.

A COMPLETE INDUSTRIAL TOOLS AND EQUIPMENT OFFER

**NO MATTER HOW
TOUGH THE CONDITIONS,
CP HELPS YOU GET THE JOB
DONE - FASTER,
SAFER AND SMARTER.**

Our dedication to general and heavy industries spans generations.

Reliable performance and safety are key drivers for all our industrial products development. Whether it's the use of reinforced materials and robust motor structures, ergonomic designs for operator comfort, or intuitive controls for precise operation, every CP tool is engineered to help you tackle tough jobs with confidence.

From traditional pneumatic tools to innovative cordless solutions, we ensure that your operations run smoothly, efficiently, and with minimal downtime. Our deep understanding of air line systems allows us to optimize your pneumatic tool performance, while our connected tools bring new levels of data-driven insights and control. With CP best operating practices become your own.

CP helps make tough jobs easier with:

- **Products:** Designed for productivity, ergonomics, safety, robustness and ease of use
- **Service:** best-in-class support with fast local service
- **Expertise:** Decades of knowledge in pneumatic systems, air line optimization, and advanced tooling solutions, backed by certified quality testing and training
- **Innovation:** Cutting-edge battery and connected tools to enhance efficiency and control
- **Pricing:** maximum value for money
- **Parts:** Genuine spare parts and services to maintain performance
- **Availability:** fast and easy delivery through a dedicated global production and distribution network



CPCare: Enhancing your tool performance and productivity

Introducing CPCare: the comprehensive service package designed for the CP tools. With CPCare, we offer a range of specialized services aimed at maximizing the efficiency and lifespan of your tool, ensuring you can work safely and efficiently.

With our tool failure analysis, we can identify and rectify any issues promptly, minimizing downtime and maximizing productivity. Regular preventive maintenance checks are also included in the package, allowing us to catch potential problems before they escalate, keeping your tool in prime condition. Benefit from tool failure analysis, preventive maintenance, budget control, calibration, and tool loan services. Our expert technicians prioritize proper tool usage and regular inspections to ensure optimal results.



Time saving by a clearly defined service process.



Efficient tool failure analysis done by continuous trained technician.



Test certificate report and calibration following ISO5393 and certified supplier ISO17025



Maintenance budget control

TOOL CALIBRATION

- ✓ Machine Capability Test certificate (MCT)
- ✓ Standard certificate worldwide
- ✓ Calibration process traceable to national standards following ISO 17025

CPCare

- ✓ Fixed price per year
- ✓ Preventive Maintenance wear out spare parts¹ and labour²
- ✓ Once per year or after x thousand cycles depending on which occurs sooner
- ✓ TOOL CALIBRATION after preventive maintenance

Opt. Tool loan during maintenance



¹ Wear out spare parts are the gearbox components which the wear does not depend on the torque applied but on the time the tools is used.

² During the preventive maintenance, the tool is disassembled, wear out spare parts are replaced. All other parts are cleaned and evaluated.

Extra quotation is issued only in case other parts should be replaced before the next PM.



CPCare Extends the life of your tool by up to 20%!

CPCare if available on specific tools only: CP66 Series, CP76 Series, CP86 series, CP89 Series and CP3T30 Series.

> Contact your CP representative for more information

Our commitment to Sustainability

“Countries, Citizens & Companies have a shared responsibility towards Sustainability. As a **responsible Industrial player, we take our Corporate Social Responsibility seriously, guided by the Sustainable Development Goals** from the United Nations.



We strive to conduct our business in an ethical, environmental, and humane manner. We are now setting even more ambitious targets and taking actions accordingly.

Sustainability is at the core of our approach and influences our decisions at every level.

To evaluate our activities and demonstrate our commitment to sustainability, we rely on external Environmental, Social and Governance (ESG) assessment platforms, such as **EcoVadis**. This enables us to challenge our targets and the way we do things.”



Sustainability 2024 Achievements & 2025 Targets

Environment



2024: 92,8% of reused, recycled or recovered waste**.

2025 target: 100%

-28%

CO² emissions scope 3 by 2030*.

-46%

CO² emissions scope 1 & 2 by 2030*.

100% of new or redesigned products benefit from a Product Carbon Footprint calculation.

People & Culture



26%

of women in our workplace in 2024**

By 2030, our target is to reach a minimum of **30% women in our workforce***.

Ethics & Transparency



100%

of our employees worldwide have been trained on our **Code of Conduct** and have signed a compliance agreement in 2024.

2024: 34% of our suppliers have been evaluated by EcoVadis.

2025 target: 35%**

Most of our CO₂ emissions comes from **Scope 3 Downstream**, when our products are **in-use phase**. Our **Research & Development** teams are working on **3 major levers** to reduce CO₂ emissions:



Electric-powered products



Energy-efficient products during usage



Customer usage optimization

Since January 2021, the CO₂ impact of any new product is measured through a **Product Carbon Footprint (PCF)** based on ISO 14067:2018 standard. This measure enables us to improve tool efficiency along the product development process and to provide product recommendations to our customers.

Discover our **Product Environmental Card**



Do you want to know more on **all our activities & commitment to Sustainability?**



tools.cp.com/en/about/Sustainability

Packaging

In 2024, we challenged CP Tools packaging. Most of our outer carton were made with the use of many colors and glossy finish. **We decided to use as of now a minimalist approach using only black ink on raw cardboard.**



NEW



OLD

What we offer

When you choose CP power tools for professional and industrial applications, you buy into a legacy of trust, durability and operator comfort, thanks to our commitment to performance, material, aesthetics, efficiency, and convenience.

We work towards delivering best-in-class customer value

- Products: reliable, ergonomic, safe, robust, easy-to-use
- Service: best-in-class support with fast local service
- Expertise: expert advice based on decades of experience, backed by quality testing and training
- Pricing: value for money
- Parts: original spare parts and services
- Availability: fast and easy delivery through a dedicated global production and distribution network

Engineered to excel

Not only are our products engineered to excel, they are also designed for safe operations. At CP, our goal is to deliver best-in-class global service and local support to our industrial, construction and infrastructure customers through a dedicated product portfolio and a strong network of authorized distributors.

Our products are known for their reliability, ergonomics, safety, robustness and ease-of-use and we ensure a reliable supply of original spare parts through our logistics network, and responsive service.

Dedicated eCommerce platform

With CP Webshop you can place and track your orders for tools, parts and accessories, anytime and anywhere! Our eCommerce platform provides our customers with rich product content and an easy-to-use order and checkout process.

Benefits of the Webshop



- A fast and easy-to-use eCommerce platform
- 24/7 order placement with real-time order and tracking status
- Enhanced product information with technical data/specification, and related accessories and spare parts
- Easily accessible product images and related documents
- Ease of upselling/cross-selling



Experience it !



What is ATEX?

ATEX stands for "ATmosphere EXplosible" and is the designation commonly given to the two European Directives regulating these atmospheres:

- The ATEX Directive 2014/34/EU
- The Directive 99/92/EC, also known as 'ATEX 137' or the 'ATEX Workplace Directive'

The most known industries for having areas where explosive atmospheres can occur are the mines and oil & gas or petrochemical sites. These industries have driven the development towards higher levels of safety due to accidents in the past. However, there are other industries, such as paint factories or mills, with also a high risk of explosive atmospheres. So, it is vital to use tools that have been properly certified for the actual workplace, as defined by the conforming regulations.

[go to read article !](#)





SPARES AND ACCESSORIES

Original CP parts and genuine accessories are available for your Chicago Pneumatic tools. Follow this logo to find the dedicated spare kit and accessories selection listed at the end of each product section.

RANKING



1 General maintenance applications



2 Industrial maintenance & production applications



3 Super industrial applications

CATALOG GUIDE

This catalog is available in printing version and also in digital pdf version.

For both versions you have access to digital links by scanning the QR codes in the printing version and clicking the pictures/icons in the digital one.

Ranking 1-2-3

Click the product pictures to access the product pages on CP webshop

Retaining segment icon

Cordless Impact wrenches

CP8854 SERIES

Output drive 1/2"

A 2-IN 1 UNIQUE TECHNOLOGY FOR LIGHT VEHICLE TIRE CHANGING

2 in 1 unique technology designed to turn performance, lightweight and the compact features of an air impact wrench into a cordless tool. The CP8854 series is designed for light vehicle tire changing applications in operation and roadside assistance.

CP8854 BARE TOOL

Same features as CP8854 without handles and charging station.

See also on page 11

FEATURES AND BENEFITS

- Similar in length and weight to high performance 1/2" air impacts. It offers great maneuverability and helps prevent arm injuries.
- Lowest vibration on the market (9.3 m/s²) and noise level rate (57 dB(A)).
- High performance 4500 RPM. Able to deliver 700 ft. lbs. ~ 1050 Nm maximum torque in reverse.
- One Shut Off Position in Forward means no more overtightening.
- No ratchet hand tightening for better productivity with the shugging feature (2 stage trigger in Forward).

Impact wrenches

Output drive 3/4"

CP772H

THE UNMATCHED "REFERENCE" IN 3/4" IMPACT

FEATURES AND BENEFITS

- Metal motor housing with pin clutch mechanism in oil bath (ultra-pact) for high durability and smooth operations.
- Comfortable tool with rubber grip and reverse button with 4 positive power settings.

CP7762

ULTRA COMPACT, LIGHTWEIGHT AND POWERFUL

FEATURES AND BENEFITS

- Ultra compact and light-weight tool to lower operator fatigue while working in restricting spaces.
- 1,050 ft.lbs. 1,420 Nm of max torque in reverse position for high productivity.
- Metal housing, twin hammer impact mechanism, and steel roller for high stability.
- One hand Forward / Reverse speed regulator button and full tension trigger for improved ergonomics.

CP7763

COMPACT & POWERFUL

FEATURES AND BENEFITS

- Composite housing and twin hammer impact mechanism for high durability.
- A lightweight and compact tool in a composite motor housing that offers greater comfort.
- Equipped with intuitive Forward / Reverse lever for easy operation.
- Power regulator for a controlled approach.

CP7763-6

Same features as CP7763 with long anvil

Scan red QR codes to access the product videos on CP YouTube channel

Click the YT icons to access the product videos on CP YouTube channel

Scan black QR codes to access the product pages on CP webshop



IMPACT WRENCHES	13
ACCESSORIES P. 61	
RATCHET WRENCHES	37
ACCESSORIES P. 61	
TORQUE WRENCHES	41
ACCESSORIES P. 61	
DIE GRINDERS	71
ACCESSORIES P.93	
ANGLE GRINDERS	100
ACCESSORIES P.116	
SANDERS	123
ACCESSORIES P.145	
DRILLS	153
ACCESSORIES P.164	
PERCUSSIVE TOOLS	165
ACCESSORIES P.179	
SPECIALTY TOOLS	187
ACCESSORIES P.196	
SCREWDRIVERS	197
ACCESSORIES P. 206	
RIVETERS	207
ACCESSORIES P. 214	
AIR LINE ACCESSORIES	215
HOSES, COUPLINGS, LUBRICATION, BALANCERS	
SAFETY INSTRUCTIONS - INDEX - CONVERSION TABLE	232

Learn how to differentiate soft and hard joint

Soft or hard joint designate the nature of the junction of the two surfaces that are assembled or disassembled.

SOFT JOINT

Low resistance to turning until the bolt (or nut) reaches its seating, after which resistance slowly increases.

A joint in which the plates and material between the nut and bolt bearing surfaces have a low stiffness when subjected to compression by the bolt load.


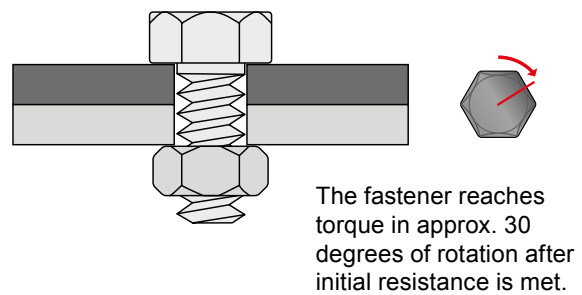
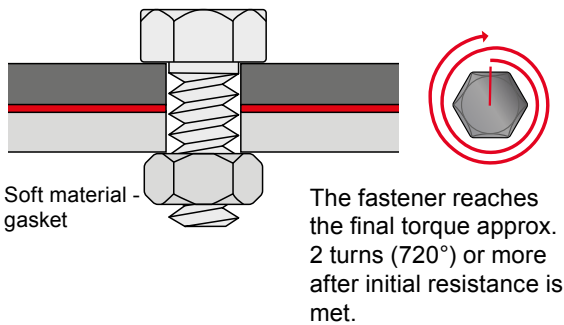
Often the placement of a gasket in a joint results in a soft joint.

HARD JOINT

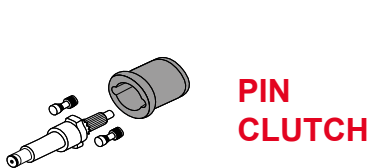
Low resistance to turning until the bolt (or nut) reaches its seating, after which resistance rapidly increases.

A joint in which the plates and material between the nut and bolt bearing surfaces have a high stiffness when subjected to compression by the bolt load.

Metal to metal results in a hard joint.




Different clutch mechanisms



PIN CLUTCH

Benefits


- Extremely low vibration clutch for better operator comfort
- Excellent on hard joints with a good power/weight ratio



SINGLE DOG

Benefits

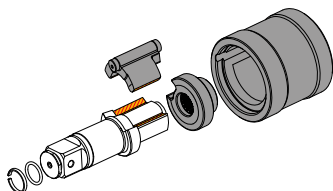
- Compact clutch
- Lighter than the twin hammer version
- Excellent for Maintenance and Repair Operations (MRO)



TWIN HAMMER (also called Double Dog)

Benefits


- High energy per blow
- Very durable clutch
- Excellent for hard joints
- All around clutch with a high power/weight ratio



ROCKING DOG CLUTCH (pinless or double)

Durable & Easy maintenance operation
Thanks to only two main moving parts

Efficient
Thanks to the heavy cage blow efficiency, this clutch is well performing even with limited airflow.



THE 2-JAW CLUTCH

Best choice for tough duty!

Symmetric
The hammer is round and closed to avoid lateral vibrations.

Versatile & Comfortable
Efficient for all type of joints, the 2-Jaw clutch is one of the quietest technology improving dramatically operator's comfort.

IMPACT WRENCHES



How to select your tool

1 HANDLE TYPE



Pistol (P)

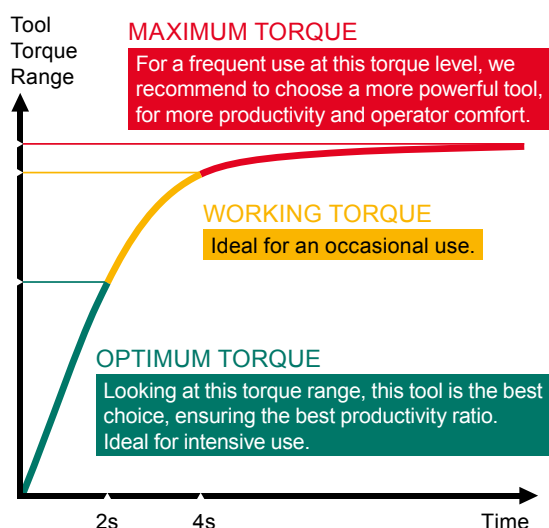


D-Handle (D)



T-Handle (T)

2 TORQUE



3 DIFFERENT CLUTCH MECHANISMS

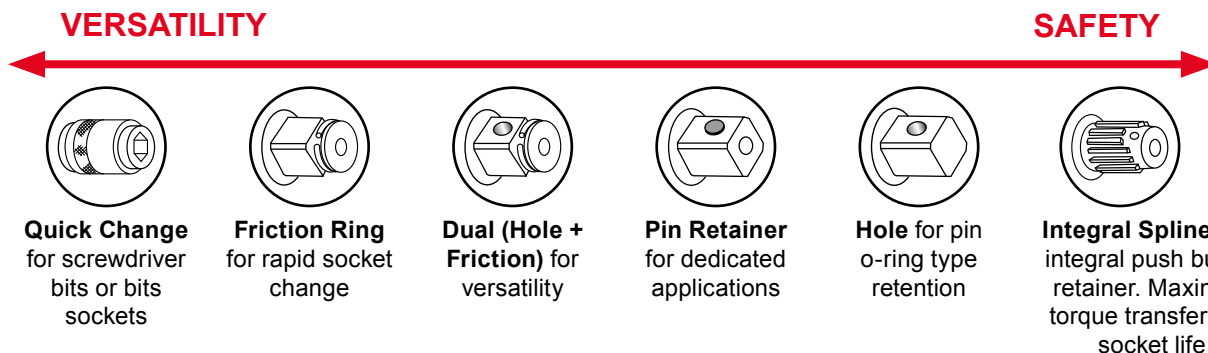
This table will help you to choose the right impact mechanism

Type of Clutches	Joint assembly			
	Very hard	Hard	Soft	Very soft
Pin clutch	✓	✓	✗	✗
Single dog clutch	✓	✓	✓	✗
Twin Hammer clutch (Double dog clutch)	✓	✓	✓	✗
Rocking dog clutch	✗	✓	✓	✓
2-Jaw clutch	✓	✓	✓	✓

Ultimate / Good / Possible / Not suitable




4 SQUARE DRIVE & SOCKET RETAINER

You will find on the market a wide selection of socket retainers, from the simple friction ring retention to dual retention and spline configurations for maximum power transfer and safety.






Impact Wrench Torque Ranges

INDUSTRIAL RANGE




DRIVE SQUARE	3/8" (HEX. 7/16")	1/2"	3/4"	1"	#5	1 1/2"	2 1/2"	
 SUPER INDUSTRIAL			CP6738-P05R CP6500RS/RSR CP6748EX-P11R ATEX	CP6060-P15H/R CP6768EX-P18D	CP6070-P15H CP6778EX-P18D CP0611-PRQ CP0611-D28H	CP0611P RLS CP0611-D28L CP6120-D25L	CP6135-D80 CP6120-D35H CP6130-T70 CP6930-D35	CP6240-T120
 INDUSTRIAL MAINTENANCE AND PRODUCTION	CP6300RSR CP8222-R/-P CP8232-QC (7/16 hex) CP6728-P05R	CP8242-R/-P CP8252-R/-P CP9541/42 CP7748 CP8854/2	CP9561 CP8272-D/-P CP7769 CP6763 CP6763-D18D	CP6773 CP7773 CP6910-P24 CP6773-D18D CP6920-D24				
 GENERAL MAINTENANCE	CP721 CP7731 CP7731C	CP7737 CP734H CP7732/-C CP7739 CP7741/-2 CP749	CP772H CP7762 CP7763/-6	CP7779 CP7783/-6 CP7782/-6				

BOLTS TABLE (IMPERIAL)

RECOMMENDED TORQUE (FT.LBS)	1/4"	5/16"	3/8"	7/16"	1/2"	9/16"	5/8"	3/4"	7/8"	1"	1-1/8"	1-1/4"	1-3/8"	1-1/2"
GRADE 5 	3	6	11	18	28	43	55	97	155	230	340	480	660	860
GRADE 8 	8	16	28	46	70	110	140	250	405	600	770	1,080	1,470	1,950
GRADE ASTM-A574 	11	23	40	65	99	159	198	350	566	848	1,245	1,750	2,375	3,125
ASTM A325*	-	-	-	-	-	-	200	355	570	850	1,060	1,495	1,960	2,600
ASTM A490*	-	-	-	-	-	-	250	435	715	1,070	1,580	2,125	2,780	3,700

*Note: ASTM A325 and ASTM A490 bolts are used on structural steel applications. Torque and tension values are based on running the nut beyond the proof load of the bolt by turn-of-the-nut method.

BOLTS TABLE (METRIC)

RECOMMENDED TORQUE (NM)	M6	M8	M10	M12	M14	M16	M18	M20	M22	M24	M27	M30	M36	M42	M45	M48
8.8 	9,8	24	47	81	128	197	275	385	518	665	961	1,310	2,280	3,640	4,510	5,450
10.9 	14	33	65	114	181	277	386	541	728	935	1,350	1,840	3,210	5,110	6,340	7,660
12.9 	17	40	79	136	217	333	463	649	874	1,120	1,620	2,210	3,850	6,140	7,660	9160

Torque recommendations :

The torque is important to ensure the required clamping force.

The table shows the recommended max tightening torque for the most common types of screws and bolts: untreated, oil-smearred screws (friction coefficient = 0,125) with metric coarse thread.

The torque corresponds to approximately 62% of tensile stress.

M-Threaded screws and bolts

Impact wrenches

Output drive 3/8"



CP721

COMFORT & DURABILITY

FEATURES AND BENEFITS

- The metal motor housing with rocking dog impact mechanism guarantees smooth operation and a high durability
- A compact tool allowing easy access in tight applications
- A comfortable tool with built-in power regulator and ergonomic handle



CP7731

ULTRA COMPACT & POWERFUL

FEATURES AND BENEFITS

- Ultra compact tool with its 4.4" / 112 mm length which allows you to work in tight places
- Metal housing and jumbo hammer impact mechanism for high durability while also being extremely light and powerful.
- Easily adjustable one hand operation forward / reverse for either right or left-handed operation
- 3 setting positions for better versatility



CP7731C

ULTRA COMPACT & POWERFUL

FEATURES AND BENEFITS

- Ultra compact tool with its 4.3" / 108 mm length allowing for work in tight places
- Composite housing, jumbo hammer impact mechanism, and steel motor for high durability while also being very light and powerful
- Easily adjustable one hand operation forward / reverse (side2side selector) with 2 positions in reverse (max and low torque)
- Curved handle with Thermoplastic injected rubber for better handling
- Composite ultra-lightweight housing

See accessories page 61

MODEL	PART NUMBER	DRIVE	IMPACT MECHANISM	BLOWS PER MINUTE	FREE SPEED	WORKING TORQUE (FW)		MAX TORQUE (REV)		NET WEIGHT		LENGTH		AIR CONS @LOAD	VIBRATION LEVEL ISO 28927 (M/S ²)	SOUND PRESS.	SOUND POWER	AIR INLET		
						rpm	ft.lb	Nm	ft.lb	Nm	lb	kg	in.						mm	cfm
CP721	T021963	3/8	Rocking dog	1,620	9,000	5.2-50.2	7-68	75.2	102	2.65	1.2	5.75	146	10	4.7	4.7	3.3	87	98	1/4
CP7731	894 107 7310	3/8	Single hammer	1,200	6,400	70.8-242	96-328	306	415	2.87	1.3	4.41	112	18	8.3	8.5	1.5	93	104	1/4
CP7731C	894 107 7311	3/8	Single hammer	1,400	11,000	61.2-289	83-392	346	469	2.2	1	4.33	110	16.7	7.9	10.3	1.4	96	107	1/4

All models: Hose int. 3/8" (10 mm) - @90 PSI (@6.3 Bar)

Listed specifications are for reference only. Please check documents in each tool.

Output drive 3/8"



CP6300 RSR

POWERFUL, LIGHTWEIGHT & DURABLE FOR INDUSTRIAL APP

FEATURES AND BENEFITS

- Reliable single dog clutch mechanism for MRO application
- Perfect control with a 4-position regulator and teasing trigger
- Durable aluminium body and robust steel clutch housing for extreme durability.
- Comfortable handle with rubber grip



CP8222-P

VERSATILE, ROBUST & COMFORTABLE

FEATURES AND BENEFITS

- The twin hammer clutch mechanism offers a high power/weight ratio.
- Low vibration sensation for operator comfort, even at very high torque.
- Lightweight composite body and aluminium clutch housing
- 3 power settings ensure high progressive maximum torque for smooth operation.
- Integrated suspension bail for use with balancer



CP6728-P05R

NEW RANGE - PREMIUM COMPOSITE!

FEATURES AND BENEFITS

- Reliable twin hammer clutch mechanism in oil bath for hard joint applications.
- Square drive shaft with ring or dual version for a wide variety of applications
- Low noise and low vibration for operator comfort
- Comfortable handle with rubber grip & suspension bail included

CP8222-R

Same as CP8222-P with friction ring socket retainer

CP8232-QC

Same as CP8222-P with Quick Change retainer and 7/16" hexagonal drive

See accessories page 61

MODEL	PART NUMBER	DRIVE	IMPACT MECHANISM	BLOWS PER MINUTE	FREE SPEED	WORKING TORQUE (FW)	MAX TORQUE (REV)	NET WEIGHT	LENGTH	AIR CONS @LOAD	VIBRATION LEVEL ISO 28927 (M/S ²)	SOUND PRESS.	SOUND POWER	AIR INLET						
		in.			rpm	ft.lb	Nm	lb	kg	in.	mm	cfm	l/s	a	k	ISO 15744 - dB(A)	in.			
CP6300 RSR	T025285	3/8	Single hammer	1,800	6,800	39.8-150	54-203	179	243	3.53	1.6	5.98	152	14	6.6	5	1.6	90	101	1/4
CP8222-P	615 159 0180	3/8	Twin hammer	1,250	11,500	59-295	80-400	332	450	2.65	1.2	6.97	177	10	10	5.8	2.4	89	100	1/4
CP8222-R	615 159 0230	3/8	Twin hammer	1,250	11,500	59-295	80-400	332	450	2.65	1.2	6.97	177	10	10	5.8	2.4	89	100	1/4
CP8232-QC	615 159 0190	7/16	Twin hammer	1,250	11,500	59-295	80-400	332	450	3.09	1.4	6.97	177	10	21.2	6.6	3.2	89	100	1/4
CP6728-P05R	615 159 0550	3/8	Twin hammer	1,300	11,500	81.1-258	110-350	350	475	3.75	1.7	6.89	175	11.4	24.2	5.2	1.9	89	100	1/4

All models: Hose int. 3/8" (10 mm) - @90 PSI (@6.3 Bar)

Listed specifications are for reference only. Please check documents in each tool.



Impact wrenches

Output drive 1/2"



CP7737

COMPACT, LIGHTER, POWERFUL AND DURABLE

FEATURES AND BENEFITS

- A compact tool with direct drive transmission mechanism for tight applications
- Single handed Forward – Reverse operation with 3 power settings in forward and 1 in reverse
- Over moulded composite and ergonomically designed handle to fit the hand perfectly and offer better comfort
- Metal housing, jumbo hammer impact mechanism, and steel motor for high durability
- Full teasing trigger for better control



CP734H

THE "CLASSIC" REFERENCE FOR 1/2"

FEATURES AND BENEFITS

- Metal motor housing with pin clutch mechanism in oil bath (dyna-act) for high durability and smooth operations
- Comfortable tool with rubber grip and reverse button with 4 positive power settings



CP7732

ULTRA COMPACT & POWERFUL

FEATURES AND BENEFITS

- Ultra compact tool with its 4.4" / 112 mm length which allows you to work in tight places
- Metal housing and jumbo hammer impact mechanism for high durability while also being extremely light and powerful.
- Easily adjustable one hand operation forward / reverse for either right or left-handed operation
- 3 setting positions for better versatility

CP7732C

Same features as CP7732 more compact



See accessories page 61

MODEL	PART NUMBER	DRIVE	IMPACT MECHANISM	BLOWS PER MINUTE	FREE SPEED	WORKING TORQUE (FW)		MAX TORQUE (REV)		NET WEIGHT		LENGTH		AIR CONS @LOAD		VIBRATION LEVEL ISO 28927 (M/S ²)		SOUND PRESS.	SOUND POWER	AIR INLET
						ft.lb	Nm	ft.lb	Nm	lb	kg	in.	mm	cfm	l/s	a	k			
CP7737	894 107 7370	3/8	Single hammer	1,600	9,000	25.1-165	34-224	221	300	2.49	1.13	9.45	240	16	7.5	10.3	1.3	93	104	1/4
CP734H	T024351	1/2	Pin clutch	1,020	8,400	25.1-310	34-420	425	576	5.11	2.32	7.52	191	15	7.1	7.2	3.3	93	104	1/4
CP7732	894 107 7320	1/2	Single hammer	1,400	9,000	102-310	138-420	450	610	2.87	1.3	4.41	112	19.6	9	12.1	4.4	95	106	1/4
CP7732C	894 107 7321	1/2	Single hammer	1,400	9,410	51.6-285	70-387	461	625	2.2	1	4.25	108	7.5	10.2	10.8	1.4	95.5	106.5	1/4

All models: Hose int. 3/8" (10 mm) - @90 PSI (@6.3 Bar)

Listed specifications are for reference only. Please check documents in each tool.

Output drive 1/2"



CP7739

SIDE2SIDE: REVERSE TECHNOLOGY FOR BALANCE & POWER

FEATURES AND BENEFITS

- Lightweight composite housing, twin hammer impact mechanism, and magnesium clutch housing for high durability
- Side-2-Side reverse / forward technology with 3 positive power settings to maximise operator comfort

CP7729

Same features as CP7739 with 3/8" output drive.

CP7729-P

3/8" output drive and pin retainer.



CP7741

QUALITY OR AFFORDABILITY, WHY HAVE TO CHOOSE?

FEATURES AND BENEFITS

- Qualitative parts as well as its attractive price makes of this series, a good quality & value for money one.
- With only 2.25kg and being 15% lighter than its former version, the CP7741 offers high comfort to its operators.
- Less heat transfer between the motor and the handle is provided thanks to its composite housing

CP7741-2

Same features as CP7741 with long anvil



CP749

POWERFUL & ROBUST, BETTER ERGONOMICS

FEATURES AND BENEFITS

- Metal motor housing with CP's patented clutch in oil bath for high durability.
- 4-power settings for better versatility
- Compact design with comfortable contoured handle



See accessories page 61

MODEL	PART NUMBER	DRIVE	IMPACT MECHANISM	BLOWS PER MINUTE	FREE SPEED	WORKING TORQUE (FW)	MAX TORQUE (REV)	NET WEIGHT	LENGTH	AIR CONS @LOAD	VIBRATION LEVEL ISO 28927 (M/S2)	SOUND PRESS.	SOUND POWER	AIR INLET
		in.			rpm	ft.lb	Nm	lb	mm	cfm	a	dB(A)	W	in.
CP7739	894 107 7390	1/2	Twin hammer	1,700	9,900	50.2-305	68-414	450	163	20	6.9	92	103	1/4
CP749	T024587	1/2	Twin hammer	1,320	6,400	50.2-450	68-610	610	178	22	6.2	96	107	1/4
CP7741	894 107 7410	1/2	Twin hammer	-	10,000	88.5-509	120-690	715	194	-	8.5	93	104	1/4
CP7741-2	894 107 7412	1/2	Twin hammer	-	10,000	88.5-509	120-690	715	245	-	9.4	93	104	1/4
CP7729	894 107 7290	3/8	Twin hammer	1,700	9,400	50.2-300	68-407	415	163	20	6.4	91	102	1/4
CP7729-P	894 107 7292	3/8	Twin hammer	1,700	9,400	50.2-300	68-407	415	163	20	6.4	91	102	1/4


All models: Hose int. 3/8" (10 mm) - @90 PSI (@6.3 Bar)

Listed specifications are for reference only. Please check documents in each tool.



Impact wrenches

Output drive 1/2"



CP8252-P

Output 1/2"

VERSATILE, ROBUST & COMFORTABLE

Designed for intensive use in industrial maintenance and productions, the CP822/32/42/52/72 series is an ultralight, high torque tool for 3/8", 7/16" Hex, 1/2", and 3/4" drive bolting applications.



FEATURES AND BENEFITS

- The twin hammer clutch mechanism offers a high power/weight ratio.
- Low vibration sensation for operator comfort, even at very high torque.
- Lightweight composite body and aluminium clutch housing
- 3 power settings ensure high progressive maximum torque for smooth operation.
- Integrated suspension bail for use with balancer

CP8242-R

Same features as CP8252-P with friction ring socket retainer

CP8252-P

Same features as CP8252-P with 550 Nm max torque and pin socket retainer

CP8252-R

Same features as CP8252-P with 550 Nm max torque and friction ring socket retainer

See accessories page 61

MODEL	PART NUMBER	DRIVE	IMPACT MECHANISM	BLOWS PER MINUTE	FREE SPEED	WORKING TORQUE (FW)	MAX TORQUE (REV)	NET WEIGHT	LENGTH	AIR CONS @LOAD	VIBRATION LEVEL ISO 28927 (M/S ²)	SOUND PRESS.	SOUND POWER	AIR INLET
		in.			rpm	ft.lb	Nm	lb	mm	cfm	a	ISO 15744 - dB(A)		in.
CP8242-P	615 159 0200	1/2	Twin hammer	1,250	11,500	59-295	80-400	406	177	10	6.6	89	100	1/4
CP8242-R	615 159 0240	1/2	Twin hammer	1,250	11,500	59-295	80-400	406	177	10	6.6	89	100	1/4
CP8252-P	615 159 0210	1/2	Twin hammer	1,400	9,000	111-553	150-750	701	200	12	8.8	94	105	1/4
CP8252-R	615 159 0250	1/2	Twin hammer	1,400	9,000	111-553	150-750	701	200	12	8.8	94	105	1/4

All models: Hose int. 3/8" (10 mm) - @90 PSI (@6.3 Bar)

Listed specifications are for reference only. Please check documents in each tool.

Output drive 1/2"



CP9541

THE INDUSTRIAL GRADE OF THE "CLASSIC"

FEATURES AND BENEFITS

- DYNA-PACT - Pin clutch with oil bath for high reliability
- Durable aluminium body and robust steel clutch housing for extreme durability.
- Power control through a multi-position regulator at handle level



CP7748

POWER, COMFORT & DURABILITY IN YOUR HANDS!

FEATURES AND BENEFITS

- 960 ft.lbs / 1,300 Nm of max torque in reverse position for high productivity
- Composite housing, twin hammer impact mechanism, hard anodized end plates, and hard chromium aluminum cylinder for high durability
- Lightweight (4.65 lbs – 2.11 kg) and compact (8.86 in. / 225 mm long) for improved comfort
- One-hand reverse system (Ring system) for better ergonomics
- Curved rubber handle to help prevent slipping

CP9542

Same features as CP9541 with pin socket retainer

CP7748-2

Same features as CP7748 with long anvil

CP7748-P

Same features as CP7748 with a pin socket retainer



See accessories page 61

MODEL	PART NUMBER	DRIVE	IMPACT MECHANISM	BLOWS PER MINUTE	FREE SPEED	WORKING TORQUE (FW)		MAX TORQUE (REV)		NET WEIGHT		LENGTH		AIR CONS @LOAD		VIBRATION LEVEL ISO 28927 (M/S2)		SOUND PRESS.	SOUND POWER	AIR INLET
						ft.lb	Nm	ft.lb	Nm	lb	kg	in.	mm	cfm	l/s	a	k			
CP9541	615 190 9541	1/2	Pin clutch	1,100	8,900	25.1-320	34-434	450	610	5.51	2.5	6.61	168	13	6.1	5.5	2.5	89	100	1/4
CP9542	615 190 9542	1/2	Pin clutch	1,100	8,900	25.1-320	34-434	450	610	5.51	2.5	6.61	168	13	6.1	5.5	2.5	89	100	1/4
CP7748	894 107 7481	1/2	Twin hammer	1,350	7,000	70.1-553	95-750	959	1,300	4.41	2	6.89	175	25	12	12	4.5	94.3	105.3	1/4
CP7748-2	894 107 7486	1/2	Twin hammer	1,350	7,000	70.1-553	95-750	959	1,300	4.65	2.11	8.86	225	25	12	11.3	3.8	94.3	105.3	1/4
CP7748-P	894 117 7484	1/2	Twin hammer	1,350	7,000	70.1-553	95-750	959	1,300	4.65	2.11	8.86	225	25	12	12	3.8	94.3	105.3	1/4

All models: Hose int. 3/8" (10 mm) - @90 PSI (@6.3 Bar)

Listed specifications are for reference only. Please check documents in each tool.



Impact wrenches

Output drive 1/2"



CP6738-P05R

NEW RANGE - PREMIUM COMPOSITE!

FEATURES AND BENEFITS

- Reliable twin hammer clutch mechanism in oil bath for hard joint applications.
- ATEX certified IP6 dust-proof
- Square drive shaft with ring or dual version for a wide variety of applications
- Low noise and low vibration for operator comfort
- Comfortable handle with rubber grip & suspension bail included



CP6500-RSR

THE BEST HEAVY-DUTY 1/2" FOR THE TOUGHEST JOBS !

FEATURES AND BENEFITS

- Reliable twin hammer clutch mechanism in oil bath for hard joint application
- Square drive shaft with ring or pin version for a wide variety of applications
- Durable aluminium body and robust steel clutch housing for extreme durability.
- Comfortable handle with rubber grip

CP6500-RS

Same features as CP6500-RSR with pin socket retainer

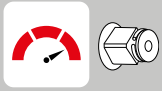
See accessories page 61

MODEL	PART NUMBER	DRIVE	IMPACT MECHANISM	BLOWS PER MINUTE	FREE SPEED	WORKING TORQUE (FW)	MAX TORQUE (REV)	NET WEIGHT	LENGTH	AIR CONS @LOAD	VIBRATION LEVEL ISO 28927 (M/S ²)	SOUND PRESS.	SOUND POWER	AIR INLET						
		in.			rpm	ft.lb	Nm	ft.lb	Nm	lb	kg	in.	mm	cfm	l/s	a	k	ISO 15744 - dB(A)	in.	
CP6738-P05R	615 159 0560	1/2	Twin hammer	1,300	11,500	81.1-258	110-350	350	475	3.75	1.7	6.89	175	24.2	11.4	5.2	1.9	89	100	1/4
CP6500-RS	T025214	1/2	Twin hammer	1,320	6,400	125-502	170-680	627	850	5.84	2.65	7.01	178	25	11.8	8	2.5	96	107	1/4
CP6500-RSR	T025216	1/2	Twin hammer	1,320	6,400	125-502	170-680	627	850	5.84	2.65	7.01	178	25	11.8	8	2.5	96	107	1/4
CP6748EX-P11R ATEX	615 159 0570	1/2	Twin hammer	1,200	8,400	133-561	180-760	800	1,080	5.29	2.4	7.87	200	30	14.2	8.7	2.2	93	104	1/4

All models: Hose int. 3/8" (10 mm) - @90 PSI (@6.3 Bar)

Listed specifications are for reference only. Please check documents in each tool.

Impact wrenches



CP6748EX-P11R ATEX

Output 1/2"

NEW RANGE - PREMIUM COMPOSITE!

Premium composite impact wrench range - from 3/8" to 1" - with superior durability designed for intensive use in ATEX environments.



MODEL A B C

	in.	mm	in.	mm	in.	mm
CP6748	7.3	185	7.9	200	2.8	72
CP6768	9.8	250	8.3	210	3.5	90
CP6778	10.0	255	8.3	210	3.5	90

See accessories page 61



FEATURES AND BENEFITS

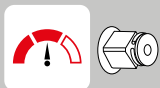
- Reliable twin hammer clutch mechanism in oil bath for hard joint applications.
- ATEX certified IP6 dust-proof
- Square drive shaft with ring or dual version for a wide variety of applications
- Low noise and low vibration for operator comfort
- Comfortable handle with rubber grip & suspension bail included

MODEL	PART NUMBER	DRIVE	IMPACT MECHANISM	BLOWS PER MINUTE	FREE SPEED	WORKING TORQUE (FW)		MAX TORQUE (REV)		NET WEIGHT		LENGTH		AIR CONS @LOAD		VIBRATION LEVEL ISO 28927 (M/S2)		SOUND PRESS.	SOUND POWER	AIR INLET
						ft.lb	Nm	ft.lb	Nm	lb	kg	in.	mm	cfm	l/s	a	k	ISO 15744 - dB(A)	in.	
CP6748EX-P11R ATEX	615 159 0570	1/2	Twin hammer	1,200	8,400	133-561	180-760	800	1,080	5.29	2.4	7.87	200	30	14.2	8.7	2.2	93	104	1/4

All models: Hose int. 3/8" (10 mm) - @90 PSI (@6.3 Bar)

Listed specifications are for reference only. Please check documents in each tool.

Cordless Impact wrenches

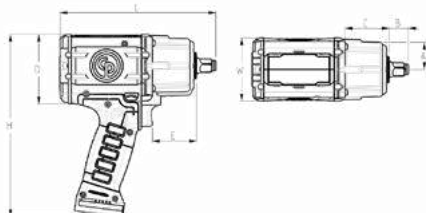


CP8854 SERIES

Output drive 1/2"

A 2-IN 1 UNIQUE TECHNOLOGY FOR LIGHT VEHICLE TIRE CHANGING

2 in 1 unique technology designed to turn performance, lightweight and the compact features of an air impact wrench into a cordless tool. The CP8854 series is designed for light vehicle tire changing applications in workshops and roadside assistance.



MODEL		A	B	C	D	E	H	L	W
CP8854	in.	1.30	0.94	2.09	3.31	2.13	8.7	7.44	3.03
	mm	33	24	53	84	54	220	189	77
CP8854-2	in.	1.30	0.94	2.09	3.31	2.13	8.7	9.41	3.03
	mm	33	24	53	84	54	220	240	77

CP8854 BARE TOOL

Same features as CP8854 without batteries and charging station.

See accessories page 61

FEATURES AND BENEFITS

- Similar in length and weight to high performance 1/2" air Impacts. It offers great maneuverability and helps prevent arm injuries
- Lowest vibration on the market (9.3 m/s²) and noise level rate (87 db(A))
- High performance 4500 RPM. Able to deliver 780 ft.lbs. – 1050 Nm maximum torque in reverse
- One Shut Off Position in Forward means no more overtightening
- No more hand tightening for better productivity with the snugging feature (2 stage trigger in Forward)

MODEL	PART NUMBER	DRIVE	FREE SPEED	WORKING TORQUE (FW)		MAX TORQUE (REV)		WEIGHT		LENGTH		HEIGHT		WIDTH		VIBRATION LEVEL ISO 28927 (M/S ²)		SOUND PRESS. POWER		BATTERY	
				ft.lb	Nm	ft.lb	Nm	lb	kg	in.	mm	in.	mm	in.	mm	a	k	ISO 15744 - dB(A)	V	Ah	
CP8854 BARE TOOL	894 108 8548	1/2	4500	0-88.5	0-120	774	1,050	4.63	2.1	7.44	189	8.7	221	3.03	77	9.3	3.1	87	98	2.5	18 V
CP8854 Pack 18V	894 108 8540	1/2	4500	0-88.5	0-120	774	1,050	5.51	2.5	7.44	189	8.7	221	3.03	77	9.3	3.1	87	98	2.5	18 V
CP8854-2 BARE TOOL	894 108 8549	1/2	4500	0-88.5	0-120	774	1,050	4.78	2.17	9.41	239	8.7	221	3.03	77	9.3	3.1	87	98	2.5	18 V
CP8854-2 Pack 18V	894 108 8542	1/2	4500	0-88.5	0-120	774	1,050	5.73	2.6	9.41	239	8.7	221	3.03	77	9.3	3.1	87	98	2.5	18 V

Listed specifications are for reference only. Please check documents in each tool.

Impact wrenches

Output drive 3/4"



CP772H

THE UNMATCHED "REFERENCE" IN 3/4" IMPACT

FEATURES AND BENEFITS

- Metal motor housing with pin clutch mechanism in oil bath (dyna-pact) for high durability and smooth operations
- Comfortable tool with rubber grip and reverse button with 4 positive power settings



CP7762

ULTRA COMPACT, LIGHTWEIGHT AND POWERFUL

FEATURES AND BENEFITS

- Ultra compact and lightweight tool to lower operator fatigue while working in restricting spaces.
- 1,050 ft.lbs / 1,420 Nm of max torque in reverse position for high productivity
- Metal housing, twin hammer impact mechanism, and steel motor for high durability
- One hand Forward & Reverse speed regulator button and full teasing trigger for improved ergonomics



CP7763

COMPACT & POWERFUL

FEATURES AND BENEFITS

- Composite housing and twin hammer impact mechanism for high durability
- A lightweight and compact tool in a composite motor housing that offers greater comfort
- Equipped with intuitive Forward / Reverse lever for easy operation
- Power regulator for a controlled approach

CP7763-6

Same features as CP7763 with long anvil

See accessories page 61

MODEL	PART NUMBER	DRIVE	IMPACT MECHANISM	BLOWS PER MINUTE	FREE SPEED	WORKING TORQUE (FW)		MAX TORQUE (REV)		NET WEIGHT		LENGTH		AIR CONS @LOAD		VIBRATION LEVEL ISO 28927 (M/S ²)		SOUND PRESS.	SOUND POWER	AIR INLET
						ft.lb	Nm	ft.lb	Nm	lb	kg	in.	mm	cfm	l/s	a	k			
CP772H	T024598	3/4	Pin clutch	900	4,200	150-700	203-949	1,000	1,350	10.4	4.76	9.65	245	24	11.3	5.8	2	96	107	3/8
CP7762	894 107 7620	3/4	Twin hammer	960	4,850	148-664	201-900	1,050	1,420	6.39	2.9	6.22	158	24.7	16.4	10.7	2.8	92.8	103.8	3/8
CP7763	894 107 7630	3/4	Twin hammer	900	6,300	100-950	136-1,280	1,200	1,630	11.5	5.25	9.02	229	24.7	16.4	10.4	4.2	96	107	3/8
CP7763-6	894 107 7636	3/4	Twin hammer	900	6,300	100-950	136-1,280	1,200	1,630	13.8	6.28	15	381	24.7	16.4	10.4	4.2	96	107	3/8

All models: Hose int. 3/8" (10 mm) - @90 PSI (@6.3 Bar)

Listed specifications are for reference only. Please check documents in each tool.



Impact wrenches

Output drive 3/4"



CP9561

THE INDUSTRIAL GRADE OF THE "CLASSIC"

FEATURES AND BENEFITS

- DYNA-PACT - Pin clutch with oil bath for high reliability
- Durable aluminium body and robust steel clutch housing for extreme durability.
- Power control through a multi-position regulator at handle level



CP8272-D

VERSATILE, ROBUST & COMFORTABLE

FEATURES AND BENEFITS

- The twin hammer clutch mechanism offers a high power/weight ratio.
- Low vibration sensation for operator comfort, even at very high torque.
- Lightweight composite body and aluminium clutch housing
- 3 power settings ensure high progressive maximum torque for smooth operation.
- Integrated suspension bail for use with balancer

CP8272-P

Same features as CP8272-D with pin socket retainer



CP7769

POWERFUL, LIGHTWEIGHT & COMPACT

FEATURES AND BENEFITS

- 1,440 ft.lbs (1,950 Nm) of max torque in reverse position for high productivity
- Composite housing and twin hammer impact mechanism for high durability
- Due to its composite motor housing, it is both lightweight and compact, offering improved comfort.
- One-hand power adjustment and reverse system - S2S technology - thereby limiting wrist and arm fatigue.

CP7769-P

Same features as CP7769 with a pin socket retainer



See accessories page 61

MODEL	PART NUMBER	DRIVE	IMPACT MECHANISM	BLOWS PER MINUTE	FREE SPEED	WORKING TORQUE (FW)		MAX TORQUE (REV)		NET WEIGHT		LENGTH		AIR CONS @LOAD		VIBRATION LEVEL ISO 28927 (M/S2)		SOUND PRESS.	SOUND POWER	AIR INLET
						ft.lb	Nm	ft.lb	Nm	lb	kg	in.	mm	cfm	l/s	a	k			
CP9561	615 190 9561	3/4	Pin clutch	900	5,500	148-701	200-950	922	1,250	11.2	5.1	8.5	216	30	14.1	7.7	2.4	100	111	3/8
CP8272-P	615 159 0220	3/4	Twin hammer	1,000	6,500	184-922	250-1,250	1,220	1,650	7.28	3.3	9.06	230	38	18	15.5	6.8	96	107	3/8
CP8272-D	615 159 0260	3/4	Twin hammer	1,000	6,500	184-922	250-1,250	1,220	1,650	8.05	3.65	9.06	230	38	18	15.5	6.8	96	107	3/8
CP7769	894 107 7691	3/4	Twin hammer	1,200	6,500	300-1,080	407-1,460	1,440	1,950	6.94	3.15	7.87	200	31	14.7	13	1.5	96.8	107.8	3/8
CP7769-P	894 107 7692	3/4	Twin hammer	1,200	6,500	300-1,080	407-1,460	1,440	1,950	6.94	3.15	7.87	200	31	14.7	13	1.5	96.8	107.8	3/8

All models: Hose int. 3/8" (10 mm) - @90 PSI (@6.3 Bar)

Listed specifications are for reference only. Please check documents in each tool.

Output drive 3/4"



CP6763

COMPACT, ROBUST & POWERFUL FOR INDUSTRIAL MAINTENANCE

FEATURES AND BENEFITS

- Powerful hard hitting twin hammer clutch mechanism
- Flexibility and safety is guaranteed with the double hole and ring retaining system.
- Steel clutch housing and aluminium motor housing for robustness
- Short and narrow side-to-centre for easy access



CP6763-D18D

COMPACT, ROBUST & POWERFUL FOR INDUSTRIAL MAINTENANCE

FEATURES AND BENEFITS

- Powerful hard hitting twin hammer clutch mechanism
- Flexibility and safety is guaranteed with the double hole and ring retaining system.
- Steel clutch housing and aluminium motor housing for robustness
- Short and narrow side-to-centre for easy access

See accessories page 61

MODEL	PART NUMBER	DRIVE	IMPACT MECHANISM	BLOWS PER MINUTE	FREE SPEED	WORKING TORQUE (FW)		MAX TORQUE (REV)		NET WEIGHT		LENGTH		AIR CONS @LOAD		VIBRATION LEVEL ISO 28927 (M/S2)		SOUND PRESS.	SOUND POWER	AIR INLET
					rpm	ft.lb	Nm	ft.lb	Nm	lb	kg	in.	mm	cfm	l/s	a	k	ISO 15744 - dB(A)	in.	
CP6763	615 159 0400	3/4	Twin hammer	900	6,300	258-952	350-1,290	1,200	1,630	12.1	5.5	8.74	222	30	14.2	9.4	1.3	96	107	3/8
CP6763-D18D	615 159 0640	3/4	Twin hammer	730	6,600	251-1,070	340-1,450	1,300	1,760	14.5	6.6	11.42	290	41	19.3	11.4	2.9	98	109	1/2

All models: Hose int. 3/8" (10 mm) - @90 PSI (@6.3 Bar)

Listed specifications are for reference only. Please check documents in each tool.

Impact wrenches

Output drive 3/4"



CP6060-P15H

THE BEST SUPER INDUSTRIAL

FEATURES AND BENEFITS

- A very compact design to meet applications in very tight environments
- Reliable 2-jaw clutch mechanism for hard and soft joint application
- Low vibration feeling for operator comfort even at very high torque.
- Aluminium body and robust steel clutch housing provides enhanced durability
- Hole type socket retainer with O-ring for safety

CP6060-P15R

Same features as CP6060-P15H with friction ring socket retainer



CP6768EX-P18D

NEW RANGE - PREMIUM COMPOSITE!

FEATURES AND BENEFITS

- Reliable twin hammer clutch mechanism in oil bath for hard joint applications.
- ATEX certified IP6 dust-proof
- Square drive shaft with ring or dual version for a wide variety of applications
- Low noise and low vibration for operator comfort
- Comfortable handle with rubber grip & suspension bail included

See accessories page 61

MODEL	PART NUMBER	DRIVE	IMPACT MECHANISM	BLOWS PER MINUTE	FREE SPEED	WORKING TORQUE (FW)		MAX TORQUE (REV)		NET WEIGHT		LENGTH		AIR CONS @LOAD		VIBRATION LEVEL ISO 28927 (M/S ²)		SOUND PRESS.	SOUND POWER	AIR INLET
						ft.lb	Nm	ft.lb	Nm	lb	kg	in.	mm	cfm	l/s	a	k	ISO 15744 - dB(A)	in.	
CP6060-P15H	615 159 0090	3/4	2-jaws	1,100	4,000	199-900	270-1,220	1,100	1,490	11.6	5.3	8.74	222	52.9	25	13.9	4.1	92	103	3/8
CP6060-P15R	615 159 0100	3/4	2-jaws	1,100	4,000	199-900	270-1,220	1,100	1,490	11.6	5.3	8.74	222	52.9	25	13.9	4.1	92	103	3/8
CP6768EX-P18D	615 159 0580	3/4	Twin hammer	1,050	5,100	295-1,030	400-1,400	1,290	1,750	9.7	4.4	9.84	250	38	18	9.4	2.4	94	105	3/8

All models: Hose int. 3/8" (10 mm) - @90 PSI (@6.3 Bar)

Listed specifications are for reference only. Please check documents in each tool.

Output drive 1"



CP7779

POWERFUL, LIGHTWEIGHT & COMPACT

FEATURES AND BENEFITS

- 1,440 ft.lbs (1,950 Nm) of max torque in reverse position for high productivity
- Composite housing and twin hammer impact mechanism for high durability
- Due to its composite motor housing, it is both lightweight and compact, offering improved comfort.
- One-hand power adjustment and reverse system - S2S technology - thereby limiting wrist and arm fatigue.



CP6773

COMPACT, ROBUST & POWERFUL FOR INDUSTRIAL MAINTENANCE

FEATURES AND BENEFITS

- Powerful hard hitting twin hammer clutch mechanism
- Flexibility and safety is guaranteed with the double hole and ring retaining system.
- Steel clutch housing and aluminium motor housing for robustness
- Short and narrow side-to-centre for easy access



CP6910-P24

POWERFUL, DURABLE & COMFORTABLE

FEATURES AND BENEFITS

- Reliable oil bath pinless rocking dog mechanism for hard and soft joint applications
- Pinless rocking dog mechanism gives a low vibration sensation even at very high torque
- Lightweight aluminium body and clutch housing with rubber protective cover for high durability
- Extremely comfortable rotating rubber side handle for operator comfort and transportation

CP7773

Same features as CP6773 with aluminium impact clutch housing and grease lubrication

See accessories page 61

MODEL	PART NUMBER	DRIVE	IMPACT MECHANISM	BLOWS PER MINUTE	FREE SPEED		WORKING TORQUE (FW)		MAX TORQUE (REV)		NET WEIGHT		LENGTH		AIR CONS @LOAD		VIBRATION LEVEL ISO 28927 (M/S ²)		SOUND PRESS.	SOUND POWER	AIR INLET
					rpm	ft.lb	Nm	ft.lb	Nm	lb	kg	in.	mm	cfm	l/s	a	k	ISO 15744 - dB(A)	in.		
CP6773	615 159 0410	1	Twin hammer	900	6,300	258-952	350-1,290	1,200	1,630	12.3	5.6	8.96	227.5	30	14.2	1.3	4.3	96	107	3/8	
CP7773	894 107 7730	1	Twin hammer	900	6,300	100-950	136-1,280	1,200	1,630	12.1	5.5	9.21	234	30	14.2	4.2	13.8	96	107	3/8	
CP7779	894 107 7791	1	Twin hammer	1,200	6,500	300-1,080	407-1,460	1,440	1,950	7.28	3.3	8.07	205	31	14.7	1.5	4.9	96.8	107.8	3/8	
CP6910-P24	615 159 0070	1	Pinless rocking dog	650	5,000	369-1,550	500-2,100	1,920	2,600	22.4	10.2	11.42	290	40.2	19	2.5	8.2	97	108	1/2	

All models: Hose int. 3/8" (10 mm) - @90 PSI (@6.3 Bar)

Listed specifications are for reference only. Please check documents in each tool.

Impact wrenches

Output drive 1"



CP6070-P15H

THE BEST SUPER INDUSTRIAL

FEATURES AND BENEFITS

- A very compact design to meet applications in very tight environments
- Reliable 2-jaw clutch mechanism for hard and soft joint application
- Low vibration feeling for operator comfort even at very high torque.
- Aluminium body and robust steel clutch housing provides enhanced durability
- Hole type socket retainer with O-ring for safety



CP6778EX-P18D

NEW RANGE - PREMIUM COMPOSITE!

FEATURES AND BENEFITS

- Reliable twin hammer clutch mechanism in oil bath for hard joint applications.
- ATEX certified IP6 dust-proof
- Square drive shaft with ring or dual version for a wide variety of applications
- Low noise and low vibration for operator comfort
- Comfortable handle with rubber grip & suspension bail included



CP0611P RS

THE BEST SUPER INDUSTRIAL !

FEATURES AND BENEFITS

- Reliable 2 jaws clutch mechanism for hard and soft joint applications
- Durable lightweight aluminium body
- Robust steel clutch housing for extreme durability
- 2-jaw clutch ensures progressive torque increase for high torque bolt disassembly applications with minimal vibration
- 360° rotatable side handle offers excellent grip for all applications

CP0611P RLS

Same features as CP0611P RS with 5" spline output

See accessories page 61

MODEL	PART NUMBER	DRIVE	IMPACT MECHANISM	BLOWS PER MINUTE	FREE SPEED	WORKING TORQUE (FW)	MAX TORQUE (REV)	NET WEIGHT	LENGTH	AIR CONS @LOAD	VIBRATION LEVEL ISO 28927 (M/S2)	SOUND PRESS.	SOUND POWER	AIR INLET						
		in.			rpm	ft.lb	Nm	lb	mm	cfm	a	dB(A)		in.						
CP6778EX-P18D	615 159 0590	1	Twin hammer	1,050	5,100	295-1,030	400-1,400	1,290	1,750	10.1	4.6	10.04	255	38	18	9.4	2.4	94	105	3/8
CP6070-P15H	615 159 0110	1	2-jaws	1,100	4,000	199-900	270-1,220	1,100	1,490	11.9	5.4	8.94	227	52.9	25	13.9	4.1	92	103	3/8
CP0611P RS	615 159 0050	1	2-jaws	1,020	3,500	900-1,800	1,220-2,440	2,800	3,790	23.1	10.5	10.71	272	48	22.6	16.8	4.7	102	113	1/2
CP0611P RLS	615 159 0060	#5 Spline	2-jaws	1,020	3,500	900-1,800	1,220-2,440	2,800	3,790	23.1	10.5	10.71	272	48	22.6	16.8	4.7	102	113	1/2

All models: Hose int. 3/8" (10 mm) - @90 PSI (@6.3 Bar)

Listed specifications are for reference only. Please check documents in each tool.

Output drive 1"



CP7782

HIGH TORQUE & COMFORT

FEATURES AND BENEFITS

- 1,920 ft.lbs (2,600 Nm) of max torque in reverse position for high productivity
- Metal housing and pinless closed reinforced rocking dog impact mechanism for high durability
- Power control regulators at the rear of the unit with 3 reverse and 3 forward positions
- Integrated protective cover on the clutch housing protects both applications & tool
- Low vibration for improved comfort

CP7782-6

Same features as CP7782 with long anvil



CP6773-D18D

COMPACT, ROBUST & POWERFUL FOR INDUSTRIAL MAINTENANCE

FEATURES AND BENEFITS

- Powerful hard hitting twin hammer clutch mechanism
- Flexibility and safety is guaranteed with the double hole and ring retaining system.
- Steel clutch housing and aluminium motor housing for robustness
- Short and narrow side-to-centre for easy access



CP6920-D24

POWERFUL, DURABLE & COMFORTABLE

FEATURES AND BENEFITS

- Reliable oil bath pinless rocking dog mechanism for hard and soft joint applications
- Pinless rocking dog mechanism gives a low vibration sensation even at very high torque
- Lightweight aluminium body and clutch housing with rubber protective cover for high durability
- Extremely comfortable rotating rubber side handle for operator comfort and transportation

See accessories page 61

MODEL	PART NUMBER	DRIVE	IMPACT MECHANISM	BLOWS PER MINUTE	FREE SPEED		WORKING TORQUE (FW)		MAX TORQUE (REV)		NET WEIGHT		LENGTH		AIR CONS @LOAD		VIBRATION LEVEL ISO 28927 (M/S ²)		SOUND PRESS.	SOUND POWER	AIR INLET
					rpm	ft.lb	Nm	ft.lb	Nm	lb	kg	in.	mm	cfm	l/s	a	k	ISO 15744 - dB(A)	in.		
CP7782	894 107 7820	1	Pinless rocking dog	500	5,200	369-1,480	500-2,000	1,920	2,600	22.2	10.1	14.57	370	40.7	19.2	7.8	1.8	100	111	1/2	
CP7782-6	894 107 7826	1	Pinless rocking dog	500	5,200	369-1,480	500-2,000	1,920	2,600	25.5	11.6	20.47	520	40.7	19.2	7.8	1.8	100	111	1/2	
CP7783	894 107 7830	1	Pinless rocking dog	900	6,200	413-1,250	560-1,700	1,770	2,400	18.5	8.4	13.78	350	40.4	19	15.1	4.1	102	113	1/2	
CP7783-6	894 107 7836	1	Pinless rocking dog	900	6,200	413-1,250	560-1,700	1,770	2,400	20.9	9.5	19.69	500	40.4	19	15.1	4.1	102	113	1/2	
CP6773-D18D	615 159 0650	1	Twin hammer	730	6,600	251-1,070	340-1,450	1,300	1,760	14.7	6.7	11.42	290	41	19.3	11.4	2.9	98	109	1/2	
CP6920-D24	615 159 0080	1	Pinless rocking dog	650	5,000	369-1,550	500-2,100	1,920	2,600	22.7	10.3	14.17	360	40.2	19	8.4	2.8	100	111	1/2	

All models: Hose int. 3/8" (10 mm) - @90 PSI (@6.3 Bar)

Listed specifications are for reference only. Please check documents in each tool.



Impact wrenches



CP0611-D28H

Output drive 1"

THE BEST SUPER INDUSTRIAL !

For heavy duty industrial users looking for efficient, ergonomic bolting solutions, the CP0611 Series - 1"/#5 impact wrench is light weight, reliable and offers powerful torque and a high degree of comfort.n



FEATURES AND BENEFITS

- Reliable 2 jaws clutch mechanism for hard and soft joint applications
- Durable lightweight aluminium body
- Robust steel clutch housing for extreme durability
- 2-jaw clutch ensures progressive torque increase for high torque bolt disassembly applications with minimal vibration
- 360° rotatable side handle offers excellent grip for all applications

See accessories page 61

MODEL	PART NUMBER	DRIVE	IMPACT MECHANISM	BLOWS PER MINUTE	FREE SPEED	WORKING TORQUE (FW)		MAX TORQUE (REV)		NET WEIGHT		LENGTH		AIR CONS @LOAD		VIBRATION LEVEL ISO 28927 (M/S ²)		SOUND PRESS.	SOUND POWER	AIR INLET
		in.			rpm	ft.lb	Nm	ft.lb	Nm	lb	kg	in.	mm	cfm	l/s	a	k	ISO 15744 - dB(A)		in.
CP0611-D28H	615 159 0160	1	2-jaws	1,020	3,500	900-1,800	1,220-2,440	2,800	3,790	22.9	10.4	14.17	360	68	32	18	4.1	99	110	1/2

All models: Hose int. 3/8" (10 mm) - @90 PSI (@6.3 Bar)

Listed specifications are for reference only. Please check documents in each tool.

Output drive #5 Spline”



CP0611-D28L

THE BEST SUPER INDUSTRIAL !

FEATURES AND BENEFITS

- Reliable 2 jaws clutch mechanism for hard and soft joint applications
- Durable lightweight aluminium body
- Robust steel clutch housing for extreme durability
- 2-jaw clutch ensures progressive torque increase for high torque bolt disassembly applications with minimal vibration
- 360° rotatable side handle offers excellent grip for all applications

CP6120-D35L

THE MOST PRODUCTIVE 1-1/2"

FEATURES AND BENEFITS

- Reliable 2-jaw clutch mechanism can be set for hard and soft joint applications
- 2-jaw clutch minimizes vibration sensation
- Robust steel clutch housing guarantees durability
- High progressive max torque for smooth operation
- Durable lightweight aluminium body offers operator comfort,

See accessories page 61

MODEL	PART NUMBER	DRIVE	IMPACT MECHANISM	BLOWS PER MINUTE	FREE SPEED	WORKING TORQUE (FW)		MAX TORQUE (REV)		NET WEIGHT		LENGTH		AIR CONS @LOAD		VIBRATION LEVEL ISO 28927 (M/S2)		SOUND PRESS.	SOUND POWER	AIR INLET
				rpm	ft.lb	Nm	ft.lb	Nm	lb	kg	in.	mm	cfm	l/s	a	k	ISO 15744 - dB(A)	in.		
CP0611-D28L	615 159 0170	#5 Spline	2-jaws	1,020	3,500	900-1,800	1,220-2,440	2,800	3,790	22.9	10.4	14.17	360	68	32	18	4.1	99	110	1/2
CP6120-D35L	615 159 0130	#5 Spline	2-jaws	960	3,500	601-2,000	815-2,710	3,600	4,880	34.5	15.6	16.54	420	60	28.3	21.8	11.8	97	108	1/2

All models: Hose int. 3/8" (10 mm) - @90 PSI (@6.3 Bar)

Listed specifications are for reference only. Please check documents in each tool.

Impact wrenches

Output drive 1-1/2"



CP6930-D35

POWERFUL, ROBUST & COMFORTABLE FOR INDUSTRIAL MAINTENANCE

FEATURES AND BENEFITS

- Reliable twin hammer clutch mechanism in oil bath for hard joint application
- A 4-position power regulator for better power control.
- Aluminium clutch body and housing for high robustness
- D-shaped side handle for improved grip



CP6135-D80

BEST POWER TO WEIGHT RATIO - SUPER INDUSTRIAL APP

FEATURES AND BENEFITS

- Reliable pinless rocking dog clutch mechanism.
- Lightweight, low vibration for operational comfort even at very high torque.
- Durable aluminium body and robust steel clutch housing for extreme durability.
- Teasing trigger allows a high progressive max torque for smooth operation .



See accessories page 61

MODEL	PART NUMBER	DRIVE	IMPACT MECHANISM	BLOWS PER MINUTE	FREE SPEED	WORKING TORQUE (FW)		MAX TORQUE (REV)		NET WEIGHT		LENGTH		AIR CONS @LOAD		VIBRATION LEVEL ISO 28927 (M/S ²)		SOUND PRESS.	SOUND POWER	AIR INLET
						ft.lb	Nm	ft.lb	Nm	lb	kg	in.	mm	cfm	l/s	a	k	ISO 15744 - dB(A)	in.	
CP6930-D35	615 159 0390	1-1/2	Twin hammer	850	4,300	443-1,950	600-2,650	2,880	3,900	31.6	14.3	17.32	440	64	30	15.1	5.5	101.5	112.5	1/2
CP6135-D80	615 159 0380	1-1/2	Pinless rocking dog	750	2,800	740-4,055	1,000-5,500	5,900	8,000	35.2	16	16.06	408	84.5	40	13.6	2.2	98	109	1/2

All models: Hose int. 3/8" (10 mm) - @90 PSI (@6.3 Bar)

Listed specifications are for reference only. Please check documents in each tool.

Impact wrenches



CP6120-D35H

Output drive 1-1/2"

THE MOST PRODUCTIVE 1-1/2"

For heavy duty industrial users looking for medium to strong torque on soft and hard joints, the CP6120 Series - 1-1/2", #5 impact wrench is strong enough to allow for intense use and is also comfortable due to low vibration levels.



FEATURES AND BENEFITS

- Reliable 2-jaw clutch mechanism can be set for hard and soft joint applications
- 2-jaw clutch minimizes vibration sensation
- Robust steel clutch housing guarantees durability
- High progressive max torque for smooth operation
- Durable lightweight aluminium body offers operator comfort,

See accessories page 61


MODEL	PART NUMBER	DRIVE	IMPACT MECHANISM	BLOWS PER MINUTE	FREE SPEED	WORKING TORQUE (FW)		MAX TORQUE (REV)		NET WEIGHT		LENGTH		AIR CONS @LOAD		VIBRATION LEVEL ISO 28927 (M/S ²)		SOUND PRESS.	SOUND POWER	AIR INLET
						ft.lb	Nm	ft.lb	Nm	lb	kg	in.	mm	cfm	l/s	a	k	ISO 15744 - dB(A)	in.	
CP6120-D35H	615 159 0120	1-1/2	2-jaws	960	3,500	601-2,000	815-2,710	3,600	4,880	34.5	15.6	16.54	420	60	28.3	21.8	11.8	97	108	1/2

All models: Hose int. 3/8" (10 mm) - @90 PSI (@6.3 Bar)

Listed specifications are for reference only. Please check documents in each tool.

Impact wrenches

Output drive 1-1/2" - 2-1/2"



CP6130-T70

CP6240-T120

POWERFUL, DURABLE & COMFORTABLE

FEATURES AND BENEFITS

- Reliable double rocking dog clutch mechanism for hard and soft joint application
- 5-position regulator, progressive and easy reversing trigger. Low vibration level for high user comfort
- Always in stock for fast delivery.



CP6130-T70

See accessories page 61

MODEL	PART NUMBER	DRIVE	IMPACT MECHANISM	BLOWS PER MINUTE	FREE SPEED	WORKING TORQUE (FW)		MAX TORQUE (REV)		NET WEIGHT		LENGTH		AIR CONS @LOAD		VIBRATION LEVEL ISO 28927 (M/S ²)		SOUND PRESS.	SOUND POWER	AIR INLET
						ft.lb	Nm	ft.lb	Nm	lb	kg	in.	mm	cfm	l/s	a	k	ISO 15744 - dB(A)	in.	
CP6130-T70	615 159 0010	1-1/2	Double rocking dog	900	4,000	2430-5,240	3.3-7,100	9,220	12,500	72.7	33	19.69	500	67.3	31.8	4.7	1.7	104	115	1
CP6240-T120	615 159 0020	2-1/2	Double rocking dog	800	3,000	3.8-9,150	3,760-12,400	18,400	25,000	132	60	24.02	610	74.9	35.3	4.5	1.5	107	118	1

All models: Hose int. 3/8" (10 mm) - @90 PSI (@6.3 Bar)

Listed specifications are for reference only. Please check documents in each tool.

Ratchet wrenches

Output drive 1/4" - 3/8"



CP9426

HIGH POWER AND ULTRA COMPACT

FEATURES AND BENEFITS

- High power (27 ft.lbs / 35 Nm) for better productivity
- Extremely compact tool (5.1" / 130 mm) that enables improved comfort and access in hard to reach places

CP9427

Same features as CP9426 with 3/8" output drive



CP825C

EXTREMELY COMPACT

FEATURES AND BENEFITS

- Comfortable ultra-compact (6.6 in/169 mm long), lightweight (1.1 lbs/0.5 kg) tool that allows ease of access in hard-to-reach areas
- Aluminium body with insulating composite housing and head composite protective cover supplied with the tool
- Short and wide teasing lever to better adjust torque with 280 rpm
- Back exhaust avoids blowing dirt and dust
- New power easy-to-use regulator to regulate speed from zero to maximum



CP826

DURABILITY AND COMFORT

FEATURES AND BENEFITS

- A compact tool with polyurethane grip for better comfort and control
- Teasing lever to better adjust the torque with 250 rpm
- High durability with an advanced head design that virtually eliminates slippage

CP826T

Same features as CP826 with 3/8" output drive

See accessories page 61

MODEL	PART NUMBER	DRIVE	FREE SPEED		WORKING TORQUE (REV)		MAX TORQUE (REV)		OVERALL LENGTH		NET WEIGHT		AIR CONS @LOAD		VIBRATION	SOUND PRESSURE	SOUND POWER	AIR INLET
			in.	rpm	ft.lb	Nm	ft.lb	Nm	in.	mm	lb	kg	cfm	l/s				
CP9426	615 191 9426	1/4	270	5.2	7	25.8	35	5.04	128	1.08	0.49	12	5.6	5	82	93	1/4	
CP9427	615 191 9427	3/8	270	5.2	7	25.8	35	5.04	128	1.08	0.49	12	5.6	5	82	93	1/4	
CP825C	894 108 2511	1/4	280	3.7	5	18.4	25	6.65	169	1.1	0.5	11	5.1	4	82	93	1/4	
CP826	T025074	1/4	250	5.2	7	15.5	21	7.99	203	1.12	0.51	14	6.6	2.9	91	102	1/4	
CP826T	T025075	3/8	250	5.2	7	15.5	21	7.99	203	1.12	0.51	14	6.6	2.9	91	102	1/4	

All models: Hose int. 3/8" (10 mm) - @90 PSI (@6.3 Bar)

Listed specifications are for reference only. Please check documents in each tool.



Ratchet wrenches

Output drive 3/8" - 1/2"



CP825CT

EXTREMELY COMPACT

FEATURES AND BENEFITS

- Comfortable ultra-compact (6.6 in/169 mm long), lightweight (1.1 lbs/0.5 kg) tool that allows ease of access in hard-to-reach areas
- Aluminium body with insulating composite housing and head composite protective cover supplied with the tool
- Short and wide teasing lever to better adjust torque with 280 rpm
- Back exhaust avoids blowing dirt and dust
- New power easy-to-use regulator to regulate speed from zero to maximum



CP7829

HIGH TORQUE AND COMPACTNESS

FEATURES AND BENEFITS

- Comfortable ultra-compact (6.6 in/169 mm long), lightweight (1.1 lbs/0.5 kg) tool that allows ease of access in hard-to-reach areas
- Adjustable side exhaust avoids blowing dirt and dust
- Ergonomic composite grip insulates operators' hands from cold
- Teasing trigger to better adjust the torque with 225 rpm



CP7830Q

HIGH TORQUE AND DURABILITY FOR GENERAL MAINTENANCE

FEATURES AND BENEFITS

- Adjustable side exhaust and low noise for improved comfort
- Progressive teasing throttle to better adjust the torque
- Grease fitting on the reverse button for easier lubrication
- Sturdy aluminium alloy head and CP's patented TriSpring anti-slip head design with protective head cover for higher durability

CP7829H

Same features as CP7829 with 1/2" output drive

See accessories page 61

MODEL	PART NUMBER	DRIVE	FREE SPEED		WORKING TORQUE (REV)		MAX TORQUE (REV)		OVERALL LENGTH		NET WEIGHT		AIR CONS @LOAD		VIBRATION	SOUND PRESSURE	SOUND POWER	AIR INLET
			in.	rpm	ft.lb	Nm	ft.lb	Nm	in.	mm	lb	kg	cfm	l/s				
CP825CT	894 108 2512	3/8	280	3.7	5	18.4	25	6.65	169	1.1	0.5	11	5.1	4	82	93	1/4	
CP7829	894 107 8293	3/8	225	11.1	15	50.2	68	10.71	272	2.72	1.24	10.9	5.2	8.6	85	96	1/4	
CP7829H	894 107 8294	1/2	225	11.1	15	54.6	74	10.71	272	2.73	1.24	10.9	5.2	8.6	85	96	1/4	
CP7830Q	894 107 8306	3/8	190	9.6	13	90	122	12.01	305	2.65	1.2	21	8.7	4.1	85	96	1/4	

All models: Hose int. 3/8" (10 mm) - @90 PSI (@6.3 Bar)

Listed specifications are for reference only. Please check documents in each tool.

Ratchet wrenches

Output drive 3/8" - 1/2"



CP828H

DURABLE

FEATURES AND BENEFITS

- Aluminium alloy head and CP's patented TriSpring anti-slip head design lead to greater durability
- Grease fitting on the reverse button for easier lubrication

CP828

Same features as CP828H with 3/8" output drive



CP886H

HIGH TORQUE AND LOW PROFILE

FEATURES AND BENEFITS

- Compact head design for improved access in tight places
- Easy grip reverse for simple directional changes

CP886

Same features as CP886H with 3/8" output drive



CP7830HQ

HIGH TORQUE AND DURABILITY FOR GENERAL MAINTENANCE

FEATURES AND BENEFITS

- Adjustable side exhaust and low noise for improved comfort
- Progressive teasing throttle to better adjust the torque
- Grease fitting on the reverse button for easier lubrication
- Sturdy aluminium alloy head and CP's patented TriSpring anti-slip head design with protective head cover for higher durability

See accessories page 61

MODEL	PART NUMBER	DRIVE	FREE SPEED		WORKING TORQUE (REV)				OVERALL LENGTH		NET WEIGHT		AIR CONS @LOAD		VIBRATION	SOUND PRESSURE	SOUND POWER	AIR INLET
			in.	rpm	ft.lb	Nm	ft.lb	Nm	in.	mm	lb	kg	cfm	l/s				
CP828	T022708	3/8	150	9.6	13	51.6	70	10	254	2.43	1.1	15	7.1	3.2	97	108	1/4	
CP886	T024240	3/8	160	9.6	13	50.2	68	10.24	260	2.62	1.19	17	8	3.7	99	110	1/4	
CP828H	T022970	1/2	150	9.6	13	51.6	70	10	254	2.43	1.1	15	7.1	3.2	97	108	1/4	
CP886H	T024391	1/2	160	9.6	13	50.2	68	10.24	260	2.62	1.19	17	8	3.7	99	110	1/4	
CP7830HQ	894 107 8308	1/2	190	9.6	13	90	122	12.01	305	2.65	1.2	21	8.7	4.1	85	96	1/4	

All models: Hose int. 3/8" (10 mm) - @90 PSI (@6.3 Bar)

Listed specifications are for reference only. Please check documents in each tool.



TORQUE WRENCHES



Mechanical Torque Wrenches



CP89 SERIES

Complete range 1/4" - 3/8" - 1/2" - 3/4" - 1"



MADE FOR LONG-LASTING ACCURACY

Long-lasting accuracy torque wrench up to 25,000 cycles for vehicle services and MRO applications.



FEATURES AND BENEFITS

- Precision: 4% according to the 6789 ISO specifications
- Comfort: Black aluminum handle (1)
- Easy & precise adjustment : Scale in Nm - Torque adjustment with manual locking in front of the handle + fine scale graduation (1 Nm) (2)
- Robust : 54 teeth ratchet with quick socket release – pear head ratchet – 4/ 5 teeth in contact when tightening (3)
- Complete range : 1/4" – 3/8" – 1/2" – 3/4" – 1"
- Durable : Tolerance of durability -> up to 20000 cycles
- Touch & sound signals on release
- Provided with calibration certificate
- Provided in a protective Blow molded case

Range capacity 1/4" - 1"

1/4"



1/2"



3/4"



CP8905

CP8915

CP8920

MADE FOR LONG-LASTING ACCURACY

FEATURES AND BENEFITS

- 4% according to the ISO 6789 – 1 : 2017 specifications for accuracy
- Reliability of the mechanism up to 25,000 cycles guarantees long-lasting accuracy
- Torque adjustment with manual locking at the front of the handle ensures ease of use and precise adjustment
- The aluminium handle is resistant to common chemicals found in workshops
- 54 teeth fixed pear head ratchet for durability

CP8910

Same features as CP8905 with 3/8" square drive - see below for torque capacities

CP8917

Same features as CP8915 - see below for torque capacities

CP8925

Same features as CP8920 - with 1" square drive - see below for torque capacities

See accessories page 61

with E : metric versions - without E : imperial version

MODEL	PART NUMBER	SQUARE DRIVE	WORKING TORQUE (FW)			MAX TORQUE(REV)			CAPACITY	GRADUATION		LENGTH		WEIGHT	
			ft.lb	Nm	Nm	ft.lb	Nm	N*m (Nm)		lbf*in (lbf*ft)	Nm	ft.lb	In.	mm	lb
CP8905 E	8941089050	1/4	3.688	5	18.44	25	25	18.44	0.1	0.073	9.65	245	2.82	1.28	
CP8905	8941089055	1/4	50.15	68	250	339	339	250	1	0.73	9.65	245	2.82	1.28	
CP8910 E	8941089100	3/8	14.75	20	73.76	100	100	73.76	0.5	0.37	16.14	410	3.31	1.5	
CP8910	8941089105	3/8	15	20.3	75	101.7	101.7	75	0.68	0.5	16.14	410	3.31	1.5	
CP8915 E	8941089150	1/2	29.5	40	147.5	200	200	147.5	1	0.73	19.49	495	3.46	1.57	
CP8915	8941089155	1/2	30	40.675	150	203.37	203.37	150	1.35	1	20.47	520	4.45	2.02	
CP8917 E	8941089170	1/2	44.25	60	250.77	340	340	250.77	2	1.475	24.02	610	3.88	1.76	
CP8917	8941089175	1/2	50	68	250	339	339	250	2.7	2	24.02	610	3.88	1.76	
CP8920 E	8941089200	3/4	110.6	150	553	750	750	553	5	3.7	41.73	1060	35.7	16.2	
CP8920	8941089205	3/4	110	149	550	745.7	745.7	550	6.8	5	41.73	1060	35.7	16.2	
CP8925 E	8941089250	1	147.5	200	737.6	1000	1000	737.6	5	3.7	49.41	1255	15	6.84	
CP8925	8941089255	1	150	203.4	1017	750	750	1017	6.8	5	49.41	1255	15	6.84	

Listed specifications are for reference only. Please check documents in each tool.

Electronic Torque Wrenches



CP89 ETORQUE



Capacity 1/2"



**QUALITY
CONTROL
ANYWHERE.
PERFORMANCE
ANYTIME.**



FEATURES AND BENEFITS

- CPLinQ compatibility (TC models) with high precision at +/- 3% Torque & +/- 2% Angle according to ISO 6789 – 1 2027
- Haptic: 12 LED progressive light display, very strong noise and vibration indicators as torque spec is approached, met, and exceeded
- Durability: Robust gear system accurate up to 25,000 cycles
- Ergonomic: 72 teeth (5°) gear head for small working space jobs
- Easy to set up: user-friendly interface
- Greater operator comfort: soft grip, non-slip handle
- TC models also feature Adjustable Accuracy, Sequencing, Re-hit Detection, and Torque Check capabilities to ensure optimal production efficiency and proper application of torque every time

CP8916TC



CP8918TC



CPCare

CP8916

Same feature as CP8916 without functions among Torque Check... , see details in the table next page

CP8918

Same features as CP8918 without functions among Torque Check... , see details in the table next page

OPTIMIZE PROCESSES AND QUALITY IN THE FIELD



Control your tightening and counting sequence with:

- P-Set library featuring dedicated requirements for each job
- Counting sequence for 100% tightening guarantee and 0% rework



Report your jobs

Tightening report for a quick report and data export



Maintain your tool

Decrease the risk of breakage with:

- Tool status follow-up management
- Operation alert
- Maintenance timeline

See details p.51

" With data collection, sequence set-up, CPLinQ is the perfect solution to secure your jobs in the field! "

	CP89 STANDALONE Version	CP89 TC Version
Torque Control	At tool via LED Screen	mmVia CPLinQ App or at tool
Torque Accuracy		+/- 3% (Adjustable at tool)
Angle Control	X	Via CPLinQ App
Angle Accuracy	X	+/- 2%
P-Set Library	X	✓
Counting Sequence	X	✓
Data Collection	X	✓
Re-Hit Detection	X	✓
Torque Check	X	✓
Quick Report	X	✓
.XLS Report via email or app	X	✓
Tool Status Management	X	✓
Operating Alert	X	✓
Tool Lock & Finder	X	✓

See accessories page 61

MODEL	PART NUMBER	DIMENSIONS		HEAD	TORQUE RANGE			ANGLE MEASUREMENT		CPLINK CONNECTIVITY	WEIGHT	VIBRATION INDICATION	LIGHT INDICATION	OPERATING TEMPERATURE		
		mm	in.		Type	Square	Teeth	NM (ft/lb)	Accuracy						Overload	Available
CP8916	894 108 9160	435 x 44 x 45	20.1" x 1.7" x 1.8"	Fixed	1/2"	72	20-200 (15-147)	+/-3%	110%	N	-	N	1.3 (2.9)	Y	Y	-10° - 40°C (14° - 104°)
CP8916TC	894 108 9161	435 x 44 x 45	20.1" x 1.7" x 1.8"	Fixed	1/2"	72	20-200 (15-147)	+/-3%	110%	Y	+/-2%	Y	1.3 (2.9)	Y	Y	-10° - 40°C (14° - 104°)
CP8918	894 108 9180	629 x 44 x 45	24.7" x 1.7" x 1.8"	Fixed	1/2"	72	34-340 (25-250)	+/-3%	110%	N	-	N	1.5 (3.3)	Y	Y	-10° - 40°C (14° - 104°)
CP8918TC	894 108 9181	629 x 44 x 45	24.7" x 1.7" x 1.8"	Fixed	1/2"	72	34-340 (25-250)	+/-3%	110%	Y	+/-2%	Y	1.5 (3.3)	Y	Y	-10° - 40°C (14° - 104°)

Pneumatic Torque wrenches



CP66 SERIES

Output 3/4" - 1"

THE MOST ROBUST & ACCURATE AIR NUTRUNNER IN ITS CLASS

Designed for bolting applications in the oil & gas, power generation and heavy industrial application areas, the CP66 nutrunner series bring you a high torque level while also being accurate with low vibration.



FEATURES AND BENEFITS

- Compact tool for tight high torque application
- Industrial FRL ATC pack for high accuracy
- Vane type impact wrench air motor for high performance
- Lightweight, swiveling handle and one-finger reverse mode for high operator comfort



CPCare

See accessories page 61

MODEL	PART NUMBER	DRIVE	FREE SPEED		MIN TORQUE 1.5 BAR (FW)		MAX TORQUE 6.3 BARS (REV)		NET WEIGHT		LENGTH		AIR CONS @FREE SPEED		VIBRATION LEVEL ISO 28927 (M/S ²)		SOUND PRESS.	SOUND POWER	AIR INLET
			rpm	ft.lb	Nm	ft.lb	Nm	lb	kg	in.	mm	cfm	l/s	a	k	ISO 15744 - dB(A)	in.		
CP6613	615 180 0090	3/4	20	-	-	959	1,300	8.16	3.7	10	254	48	23	<2.5	-	90	101	3/8	
CP6626	615 180 0100	1	10	-	-	1,920	2,600	11.2	5.1	11.81	300	48	23	<2.5	-	90	101	3/8	
CP6641	615 180 0110	1	10	-	-	3,020	4,100	19.4	8.8	14.21	361	65	31	<2.5	-	90	101	3/8	

All models: Hose int. 3/8" (10 mm) - @90 PSI (@6.3 Bar)

Listed specifications are for reference only. Please check documents in each tool.

CP66 + ATC Pack



**CP6613
+ ATC PACK**



**CP6626
+ ATC PACK**



**CP6641
+ ATC PACK**

NEW



AIR TORQUE CONTROL (ATC) FRL PACK

Great accuracy with a fine pressure adjustment

COMBINE THE CP66 NUTRUNNERS WITH THE MOST ERGONOMIC AIR SUPPLY SOLUTION FOR HIGH TORQUE TIGHTENING

INDUSTRIAL FRL

- Diaphragm type pressure valve
- 5 µm filter
- Secure oil adjustment
- 3/4" Inlet size
- 16 bars/230PSI max pressure
- 180 ml oil capacity bowl
- Automatic drain

ANALOGUE GAUGE

- Safe to use in oil and gaz Industry
- Precise pressure set up

MOBILITY

- Easy-to-carry steel frame

MODEL	DESCRIPTION	PART NUMBER
ATC PACK FRL 3/4 BSP	Contain: FRL+ Analog gauge/Coupling/Ball valve/Fitting	615 813 6540
FRL 3/4" BSP	Filter-regulator, lubricator 3/4" BSP	615 813 5650
Adaptor	3/4 BSP/NPT adaptor is automatically included to ATC pack only for North America	615 813 6510

See accessories page 61



MODEL	PART NUMBER	NET WEIGHT	
		lb	kg
CP6613 + ATC PACK	615 180 0120	8.16	3.7
CP6626 + ATC PACK	615 180 0130	11.2	5.1
CP6641 + ATC PACK	615 180 0140	19.4	8.8

All models: Hose int. 3/8" (10 mm) - @90 PSI (@6.3 Bar)

Listed specifications are for reference only. Please check documents in each tool.

Battery torque wrenches



CP86 SERIES

QUALITY ANYWHERE. PERFORMANCE ANYTIME.

Extended mobility and high precision with no compromise on safety. Thanks to CPLinQ app, add control to your process quality while in the field.



CPCare

FEATURES AND BENEFITS

- High precision with +/- 4%
- Safe tightening with second start button as standard
- Extended mobility with lightweight and compact battery
- Automatic release reaction arm
- Intuitive handling either on OLED Digital screen of the tool or via CPLinQ app



Oil & Gas



Mining



Power generation



Heavy vehicles

Railroad & Rolling stock

Agricultural equipment

Shipyards

Construction



How to choose your battery torque wrench

1 Choose your application torque range

Models



CP8603
up to 325 Nm /
240 ft.lb



CP8609
up to 900 Nm /
530 ft.lb



CP8613
up to 1300 Nm /
960 ft.lb



CP8626
up to 2600 Nm /
1910 ft.lb



CP8641
up to 4100 Nm /
3020 ft.lb



CP8681
up to 8100 Nm /
5970 ft.lb

2 Choose the feature version

		Standalone	C - Connected	CQ - Connected Quality	TC - Torque Check
		All models			
Performance	Digital OLED display	✓	✓	✓	✓
	Automatic release reaction arm	✓	✓	✓	✓
	Torque tightening	✓	✓	✓	✓
	Counterclockwise tightening	✓	✓	✓	✓
Safety	Double safety button (second start safety trigger)	✓	✓	✓	✓
	Tool lock & finder		✓	✓	✓
Connectivity	CPLinQ		✓	✓	✓
	Tool status follow-up management		✓	✓	✓
Tool maintenance	Operation alert		✓	✓	✓
	Maintenance timeline		✓	✓	✓
Job control	Angle tightening		✓	✓	✓
	P-Set library (up to 6 P-Set in the tool)		✓	✓	✓
	Counting sequence			✓	✓
Report	Tightening report			✓	✓
Process control	Torque Check				✓

Battery Torque Wrenches

3 Choose your accessories



S Type



Square Type



Steel space bar



Sliding-drive



Blade



Suspension yoke

Model	Part number					
CP8603	615 813 6285	615 813 6325	615 813 6335	615 813 6305	-	615 813 6310
CP8609	6158136835	6158136855	6158136845	6158136865 & 6158136875 (ext)	-	8940166654
CP8613	615 813 1800	615 813 1890	615 813 1830	615 813 1860	615 813 6100	615 813 1770
CP8626	615 813 1810	615 813 1900	615 813 1840	615 813 1870	-	615 813 1780
CP8641	615 813 1820	615 813 1910	615 813 1850	615 813 1880	-	615 813 1790
CP8681	615 813 5251	615 813 5281	615 813 5261	615 813 5271	-	615 813 5291



Fish arm Based Kit



Fish arm + Shoe Kit



Long shaft 760 mm



Nose extension 300 mm



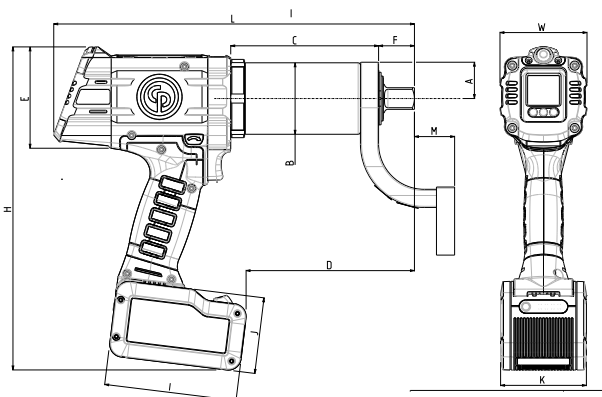
Nose extension 480 mm



Adaptor Kit CPxx41 to CPxx26

Compatible model	Part number					
CP8613				615 178 0970		
CP8626	615 180 0560	615 180 0550	615 501 2750	615 178 0980	615 178 0990	615 180 0570
CP8641	615 180 0560	615 180 0550	615 501 2750	615 178 1000		

Dimensions



	A	B	C	D	E	F	I	J	K	M	Height (H)	Length (L)	Width (W)	
CP8603	in.	1.10	2.13	3.58	4.37	3.5	1.34	4.57	2.64	2.99	0.67	11.22	11.06	3.03
	mm	28	54	91	111	89	34	116	67	76	17	285	281	77
CP8609	in.	1.32	2.64	6.02	6.73	3.5	1.26	4.57	2.64	2.99	1.34	11.22	13.43	3.03
	mm	34	67	153	171	89	32	116	67	76	34	285	341	77
CP8613	in.	1.26	2.48	5.12	5.83	3.5	1.26	4.57	2.64	2.99	1.38	11.22	12.52	3.03
	mm	32	63	130	148	89	32	116	67	76	35	285	318	77
CP8626	in.	1.42	2.64	6.61	7.64	3.5	1.57	4.57	2.64	2.99	1.77	11.22	14.29	3.03
	mm	36	67	168	194	89	40	116	67	76	45	285	363	77
CP8641	in.	1.97	3.19	8.46	9.41	3.5	1.5	4.57	2.64	2.99	1.65	11.22	16.1	3.98
	mm	50	81	215	239	89	38	116	67	76	42	285	409	101
CP8681	in.	2.01	4.02	7.99	9.65	3.5	2.2	4.57	2.64	2.99	2.56	11.22	16.3	4.17
	mm	51	102	203	245	89	56	116	67	76	65	285	414	106

BATTERY CHARGER CP18-36CH



See details page <?>

BATTERY PACK CP36XP25 36V 2,5Ah



See details page <?>

CPLinQ

OPTIMIZE PROCESSES AND QUALITY IN THE FIELD

CPLinQ is an application specifically dedicated for managers looking to control processes and quality in the field to further improve productivity.



Maintain your tool

Decrease the risk of breakage with:

- > Tool status follow-up management
 - > Operation alert
- > Maintenance timeline



Control your tightening and counting sequence with:

P-Set library featuring dedicated requirements for each job

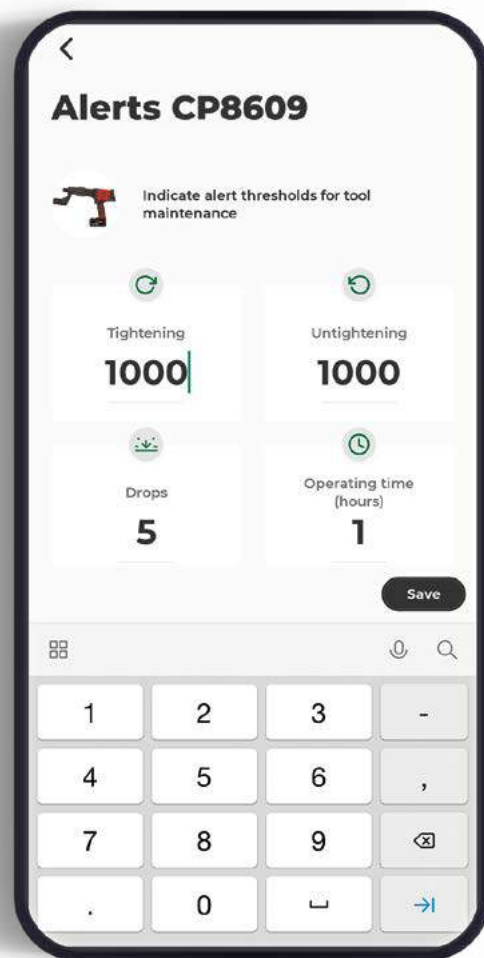
Counting sequence for 100% tightening guarantee and 0% rework

Torque Check to control bolt loosening and adjust torque when necessary



Report your jobs

Tightening report for a quick report and data export



« With data collection, sequence set-up and maintenance timeline, CPLinQ is the perfect solution to secure your jobs in the field! »

Battery torque wrenches



CP8603



CP8609



CP8613

**QUALITY ANYWHERE.
PERFORMANCE ANYTIME.**

FEATURES AND BENEFITS

- High precision with +/- 4%
- Safe tightening with second start button as standard
- Extended mobility with lightweight and compact battery
- Automatic release reaction arm
- Intuitive handling either on OLED Digital screen of the tool or via CPLinQ app



See accessories 61

MODEL	PART NUMBER	DRIVE	FREE SPEED		WORKING TORQUE		MAX TORQUE		WEIGHT		LENGTH		HEIGHT		WIDTH		VIBRATION LEVEL		SOUND PRESS.	SOUND POWER	BATTERY	
			rpm	ft.lb	Nm	ft.lb	Nm	lb	kg	in.	mm	in.	mm	in.	mm	a	k	ISO 15744 - dB(A)			V	Ah
CP8603 PACK 36V 2.5AH	615 157 0380	3/4	20	51.6-192	70-260	240	325	6.39	2.9	14.29	363	11.22	285	3.03	77	<2.5	-	0	0	2.5	36 V	
CP8603C PACK 36V 2.5AH	615 157 0390	3/4	20	51.6-192	70-260	240	325	6.39	2.9	14.29	363	11.22	285	3.03	77	<2.5	-	0	0	2.5	36 V	
CP8603CQ PACK 36V 2.5AH	615 157 0400	3/4	20	51.6-192	70-260	240	325	6.39	2.9	14.29	363	11.22	285	3.03	77	<2.5	-	0	0	2.5	36 V	
CP8603TC PACK 36V 2.5AH	615 157 0410	3/4	20	51.6-192	70-260	240	325	6.39	2.9	14.29	363	11.22	285	3.03	77	<2.5	-	59	0	2.5	36 V	
CP8609 PACK 36V 2.5AH	615 157 1120	1	15	185-530	250-720	665	900	5.7		13.43	341	11.22	285	3.03	77	<2.5	-	58	0	2.5	36 V	
CP8609C PACK 36V 2.5AH	615 157 1130	1	15	185-530	250-720	665	900	5.7		13.43	341	11.22	285	3.03	77	<2.5	-	58	0	2.5	36 V	
CP8609CQ PACK 36V 2.5AH	615 157 1140	1	15	185-530	250-720	665	900	5.7		13.43	341	11.22	285	3.03	77	<2.5	-	58	0	2.5	36 V	
CP8609TC PACK 36V 2.5AH	615 157 1150	1	15	185-530	250-720	665	900	5.7		13.43	341	11.22	285	3.03	77	<2.5	-	58	0	2.5	36 V	
CP8613 PACK 36V 2.5AH	615 157 0000	3/4	10	221-767	300-1040	959	1,300	8.16	3.7	12.52	318	11.22	285	3.03	77	<2.5	-	83	0	2.5	36 V	
CP8613 WOB PACK 36V 2.5AH	615 157 0340	3/4	10	221-767	300-1040	959	1,300	8.16	3.7	12.52	318	11.22	285	3.03	77	<2.5	-	83	0	2.5	36 V	
CP8613C PACK 36V 2.5AH	615 157 0010	3/4	10	221-767	300-1040	959	1,300	8.16	3.7	12.52	318	11.22	285	3.03	77	<2.5	-	83	0	2.5	36 V	
CP8613CQ PACK 36V 2.5AH	615 157 0350	3/4	10	221-767	300-1040	959	1,300	8.16	3.7	12.52	318	11.22	285	3.03	77	<2.5	-	83	0	2.5	36 V	
CP8613CQ PACK 36V 2.5AH	615 157 0020	3/4	10	221-767	300-1040	959	1,300	8.16	3.7	12.52	318	11.22	285	3.03	77	<2.5	-	83	0	2.5	36 V	
CP8613CQ WOB PACK 36V 2.5AH	615 157 0360	3/4	10	221-767	300-1040	959	1,300	8.16	3.7	12.52	318	11.22	285	3.03	77	<2.5	-	83	0	2.5	36 V	
CP8613TC PACK 36V 2.5AH	615 157 0670	3/4	10	221-767	300-1040	959	1,300	8.16	3.7	12.52	318	11.22	285	3.03	77	<2.5	-	83	0	2.5	36 V	
CP8613TC WOB PACK 36V 2.5AH	615 157 0710	3/4	10	221-767	300-1040	959	1,300	8.16	3.7	12.52	318	11.22	285	3.03	77	<2.5	-	83	0	2.5	36 V	



CP8626



CP8641



CP8681

See accessories 61

MODEL	PART NUMBER	DRIVE	FREE SPEED		WORKING TORQUE		MAX TORQUE		WEIGHT		LENGTH		HEIGHT		WIDTH		VIBRATION LEVEL ISO 28927 (M/S2)		SOUND PRESS.	SOUND POWER	BATTERY	
			in.	rpm	ft.lb	Nm	ft.lb	Nm	lb	kg	in.	mm	in.	mm	in.	mm	a	k	ISO 15744 - dB(A)	V	Ah	
CP8626 PACK 36V 2.5AH	615 157 0030	1	5	516-1530	700-2080	1,920	2,600	11	5	14.29	363	11.22	285	3.03	77	<2,5	-	83	0	2.5	36 V	
CP8626C PACK 36V 2.5AH	615 157 0040	1	5	516-1530	700-2080	1,920	2,600	11	5	14.29	363	11.22	285	3.03	77	<2,5	-	83	0	2.5	36 V	
CP8626CQ PACK 36V 2.5AH	615 157 0050	1	5	516-1530	700-2080	1,920	2,600	11	5	14.29	363	11.22	285	3.03	77	<2,5	-	83	0	2.5	36 V	
CP8626TC PACK 36V 2.5AH	615 157 0680	1	5	516-1530	700-2080	1,920	2,600	11	5	14.29	363	11.22	285	3.03	77	<2,5	-	83	0	2.5	36 V	
CP8641 PACK 36V 2.5AH	615 157 0060	1	3	738-2420	1000-3280	3,020	4,100	18.9	8.6	16.1	409	11.22	285	3.98	101	<2,5	-	83	0	2.5	36 V	
CP8641C PACK 36V 2.5AH	615 157 0070	1	3	738-2420	1000-3280	3,020	4,100	18.9	8.6	16.1	409	11.22	285	3.98	101	<2,5	-	83	0	2.5	36 V	
CP8641CQ PACK 36V 2.5AH	615 157 0080	1	3	738-2420	1000-3280	3,020	4,100	18.9	8.6	16.1	409	11.22	285	3.98	101	<2,5	-	83	0	2.5	36 V	
CP8641TC PACK 36V 2.5AH	615 157 0690	1	3	738-2420	1000-3280	3,020	4,100	18.9	8.6	16.1	409	11.22	285	3.98	101	<2,5	-	83	0	2.5	36 V	
CP8681 PACK 36V 2.5AH	615 157 0090	1-1/2	1	1480-4780	2000-6480	5,970	8,100	25.1	11.4	16.3	414	11.22	285	4.17	106	<2,5	-	83	0	2.5	36 V	
CP8681C PACK 36V 2.5AH	615 157 0190	1-1/2	1	1480-4780	2000-6480	5,970	8,100	25.1	11.4	16.3	414	11.22	285	4.17	106	<2,5	-	83	64	2.5	36 V	
CP8681CQ PACK 36V 2.5AH	615 157 0200	1-1/2	1	1480-4780	2000-6480	5,970	8,100	25.1	11.4	16.3	414	11.22	285	4.17	106	<2,5	-	83	64	2.5	36 V	
CP8681TC PACK 36V 2.5AH	615 157 0700	1-1/2	1	1480-4780	2000-6480	5,970	8,100	25.1	11.4	16.3	414	11.22	285	4.17	106	<2,5	-	83	64	2.5	36 V	

Pneumatic Torque wrenches



CP76 SERIES - BLUETORK NUTRUNNERS

Output 1"

ACCURACY, FAST RUNDOWN AND ALMOST NO VIBRATION

CP7600 nutrunner is a reliable and ergonomic solution for truck and bus tire changing operations which brings you accuracy and a quick rundown while also generating very low noise and almost no vibration.



FEATURES AND BENEFITS

- Air Shut-off torque control at preset torque
- Selection of up to 4 calibrated tightening torques with high accuracy
- Short version with CUPS reaction bar optional
- Low noise level (<77dB)
- Low vibration increases operator comfort for greater productivity. (<2.5 m/s²)

See accessories page 61

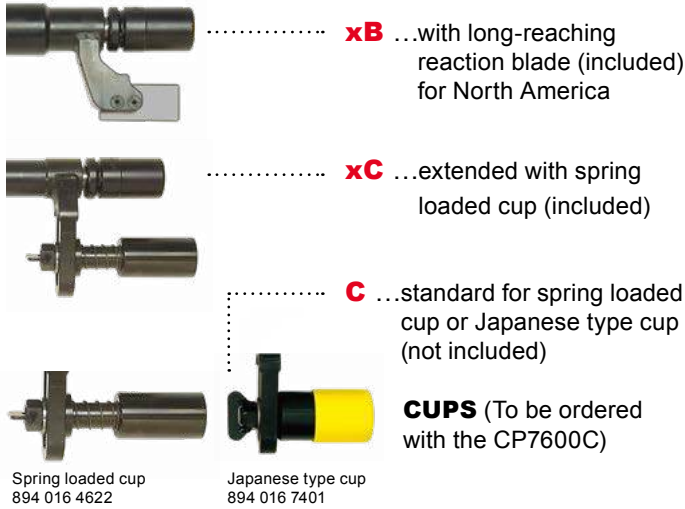
MODEL	PART NUMBER	DRIVE	FREE SPEED	WORKING TORQUE (FW)		MAX TORQUE (REV)		NET WEIGHT		LENGTH		AIR CONS @FREE SPEED		VIBRATION LEVEL ISO 28927 (M/S ²)		SOUND PRESS.	SOUND POWER	AIR INLET
				ft.lb	Nm	ft.lb	Nm	lb	kg	in.	mm	cfm	l/s	a	k	ISO 15744 - dB(A)	in.	
CP7600xB	894 107 6010	1	100	332-664	450-900	664	900	13.2	6	12.91	328	40	19	<2.5	-	79	90	3/8

All models: Hose int. 3/8" (10 mm) - @90 PSI (@6.3 Bar)


Listed specifications are for reference only. Please check documents in each tool.

How to choose your Bluetork Torque Wrench?

1 Choose reaction bar type



2 Choose rotating direction



3 Choose number of torque presets



Accessories

DESCRIPTION	PART NUMBER
Protective cover 1P - Blue	894 016 4649
Protective cover 4P - Blue	894 016 4651

DESCRIPTION	PART NUMBER
Suspension yoke Reversible	894 016 6654
Suspension yoke Non reversible	894 016 6659

CP7600xB-R



CP7600xB-R4P



CP7600xC-R4P



See accessories page 61

MODEL	PART NUMBER	DRIVE	FREE SPEED		WORKING TORQUE (FW)		MAX TORQUE (REV)		NET WEIGHT		LENGTH		AIR CONS @FREE SPEED		VIBRATION LEVEL (M/S ²)		SOUND PRESS.	SOUND POWER	AIR INLET
			in.	rpm	ft.lb	Nm	ft.lb	Nm	lb	kg	in.	mm	cfm	l/s	a	k	ISO 15744 - dB(A)	in.	
CP7600C-R4P	894 107 6035	1	100	332-664	450-900	664	900	16.9	7.7	14.96	380	40	19	<2.5	-	79	90	3/8	
CP7600xB-R	894 107 6011	1	100	332-664	450-900	664	900	14.5	6.6	13.58	345	40	19	<2.5	-	79	90	3/8	
CP7600xB-R4P	894 107 6015	1	100	332-664	450-900	664	900	15.2	6.9	14.96	380	40	19	<2.5	-	79	90	3/8	
CP7600xC-R4P	894 107 6025	1	100	332-664	450-900	664	900	20	9.1	19.49	495	40	19	<2.5	-	79	90	3/8	

All models: Hose int. 3/8" (10 mm) - @90 PSI (@6.3 Bar)

Listed specifications are for reference only. Please check documents in each tool.

Battery Torque Wrenches

CP8609 SERIES eBLUETORK



Output drive 1"

RIGHT TORQUE. SAFE HAUL

For truck and bus tire changing application, CP8609 eBlueTork is an accurate and ergonomic solution to ensure safety for both operators and end users. With CPLinQ app it also adds control and traceability to your process quality.



FEATURES AND BENEFITS



CPCare

- High precision (+/- 4%) for safe tightening
- Fast and long-lasting gearbox dedicated to wheel tightening
- Extended mobility with lightweight and compact battery
- Automatic release reaction arm
- Intuitive handling either on OLED Digital screen of the tool or via CPLinQ app

**Suitable for
all heavy
vehicles**



Mining



Heavy vehicles

Railroad & Rolling stock

Agricultural equipment

Construction



How to choose your eBluetork Torque Wrench?

1. Choose reaction bar type according to wheel type



Wheel without cover



Deep wheel



Wheel with cover



Blade



Standard Cup



Extended Cup



Spring loaded cup
894 016 4622



Japanese type cup
894 016 7401

CUPS (To be ordered separately)

2. Choose trigger number



Trigger +
safety button










1 trigger

Battery Torque Wrenches

3 Choose the Feature Version according to your tightening process

CPLinQ

See details p.51

PRICE ↑				VALUE ↑
Torque Check		CP8609TC-x = CP8609-CQx +	<ul style="list-style-type: none"> • Torque Check • Counting sequence P-set Torque Check • Torque Check report 	
Connected Quality		CP8609CQ-x = CP8609C-x +	<ul style="list-style-type: none"> • Data collection • Quick report • Counting sequence P-Set Torque or Angle • Counting sequence report • Application report via email or communicating app with a xls file 	
Connected		CP8609C-x = CP8609-x +	<ul style="list-style-type: none"> • Torque or Angle control • Application library (P-Set) • Tool status management • Maintenance timeline • Operating alert • Tool lock and finder 	
Stand alone		CP8609-x	<p>Torque control: 300-900 Nm / 220-665 ft-lb</p> <p>500 cycles before battery changing (at nominal torque hard joint 15°)</p>	<p>=/- 4%</p> <p>Automatic release reduction arm From 7,1 kg (with blade reaction arm and one battery included)</p>

ACCESSORIES

BATTERY CHARGER CP18-36CH

See details page 69



BATTERY PACK CP36XP25 36V 2,5Ah

See details page 69

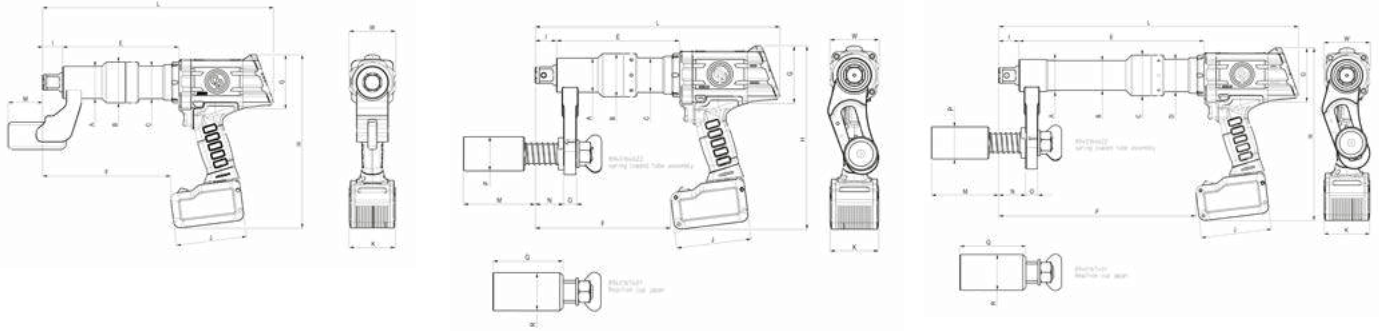


PROTECTIVE COVER SUSPENSION YOKE

See details page 55



Technical Data



		Blade models				Cup models										Extended Cup models				
		A	B	C	D	E	F	G	I	J	K	M	N	O	P	Q	R	Height (H)	Length (L)	Width (W)
Blade models	(mm)	53	67	54	-	191	211	89	33	116	76	57	-	-	-	-	-	285	380	77
	(in.)	2.09	2.64	2.13	-	7.52	8.31	3.50	1.30	4.57	2.99	2.24	-	-	-	-	-	11.22	14.96	3.03
Cup models	(mm)	53	67	54	-	191	211	89	33	116	76	111	44	20	53	109	58	285	380	77
	(in.)	2.09	2.64	2.13	-	7.52	8.31	3.50	1.30	4.57	2.99	4.37	1.73	0.79	2.09	4.29	2.28	11.22	14.96	3.03
Extended Cup models	(mm)	53	49	67	54	305	325	89	34	116	76	111	45	20	53	109	59	285	495	77
	(in.)	2.09	1.93	2.64	2.13	12.01	12.80	3.50	1.34	4.57	2.99	4.37	1.77	0.79	2.09	4.29	2.32	11.22	19.49	3.03

Reaction bar		Blade Standard reaction blade (included)		Cup Standard for spring loaded cup or Japanese type cup (cup not included)		Extended Cup Extended for spring loaded cup or Japanese type cup (cup not included)	
Version	Trigger number	Model name	Part number	Model name	Part number	Model name	Part number
Stand alone	Trigger + safety button	CP8609-B	615 157 0500	CP8609-C	615 157 0730	CP8609-xC	615 157 0780
	1 trigger	CP8609-BT	615 157 0440	CP8609-CT	615 157 0560	CP8609-xCT	615 157 0620
Connected	Trigger + safety button	CP8609C-B	615 157 0510	CP8609C-C	615 157 0740	CP8609C-xC	615 157 0790
	1 trigger	CP8609C-BT	615 157 0450	CP8609C-CT	615 157 0570	CP8609C-xCT	615 157 0630
Connected Quality	Trigger + safety button	CP8609CQ-B	615 157 0520	CP8609CQ-C	615 157 0750	CP8609CQ-xC	615 157 0800
	1 trigger	CP8609CQ-BT	615 157 0460	CP8609CQ-CT	615 157 0580	CP8609CQ-xCT	615 157 0640
Torque Check	Trigger + safety button	CP8609TC-B	615 157 0530	CP8609TC-C	615 157 0760	CP8609TC-xC	615 157 0810
	1 trigger	CP8609TC-BT	615 157 0470	CP8609TC-CT	615 157 0590	CP8609TC-xCT	615 157 0650

Specifications			
Square drive (in.)	1"		1"
Accuracy (6 sigma)*	+/- 4%		+/- 4%
Min/Max torque (Nm)	300 - 900		300 - 900
Min/Max torque (ft.lbs)	220 - 665		220 - 665
Nominal working torque (Nm)	390 - 720		390 - 720
Nominal working torque (ft.lbs)	293 - 532		293 - 532
Max speed all torque (rpm)	15		15
Weight - battery, reaction arm included (kg)	7.1	8.1 (with standard cup) 7.8 (with Japanese type cup)	9.3 (with standard cup) 9.0 (with Japanese type cup)
Weight - battery, reaction arm included (lbs)	15.6	17.8 (with standard cup) 17.2 (with Japanese type cup)	20.6 (with standard cup) 19.9 (with Japanese type cup)
Sound pressure (dB(A))	62		62
Vibration (m/s ²)	<2.5		<2.5
Number of cycles by battery	500		500

Battery Torque wrenches

Ergoseat

COMFORT

- Disc seat for multi position sitting
- Hook for tool parking position
- High Ergonomy:
- Balance: no need to hold the tool
- 2 x 45° = 90° rotation

EASY TO USE

- Socket support
- Hose support on the back
- Can be use between 2 buses
- Can be used either with Air Blue Tork (CP7600 series) or e-Blue Tork (CP8609 series) and as well with air impact wrenches such as CP7782, CP7783, CP5000, CP7776 ...

HIGH ERGONOMY

- Balancer, no need to hold the tool
- 2x45° = 90° arm rotation

ROBUST

- Stronger steel tube
- Industrial Filter Regulator Lubricator
- Stable with 2 large rear wheel

EASY TO MOVE

- 360° front wheels
- Lightweight: 35kg / 77 lbs



MODEL	PART NUMBER	WIDTH		LENGTH		HEIGHT		WEIGHT		THREAD SIZE	THREAD TYPE
		mm	in.	mm	in.	mm	in.	kg	lb		
CP87029	894 108 7029	510	20	1020	40.15	1950	76.77	35	77.16	3/4	NPT

All models: Hose int. 3/8" (10 mm) - @90 PSI (@6.3 Bar)

Listed specifications are for reference only. Please check documents in each tool.

Impact & torque wrenches accessories

OPTIONAL ACCESSORIES



RETAINER RING WITH STEEL INSERT

SQUARE DRIVE	INSIDE DIAM. OF RETAINER RING		PART N°
	TUNE UP KIT	MAINTENANCE KIT	
3/4"	1-1/4	31	C155467
3/4"	1-7/16	36	C155468
3/4"	1-5/8	41	C134690
3/4"	1-3/4	44	C134691
3/4"	2	51	C155585
3/4"	2-1/4	57	C155586
1"	1-3/4	44	C155470
1"	2	51	C155471
1"	2-1/8	54	C155472
1"	2-1/4	57	C134692
1"	2-1/2	64	C155473
1-1/2"	2-7/8	73	C134693
1-1/2"	3-3/8	86	C134694
1-1/2"	3-7/8	98	C134695
1-1/2"	4-3/8	111	C134696

LUBRICATION



OIL PROTECTO-LUB FOR MOTOR	PART N°
CPA1015 MOTOR OIL 125 mL	894 017 6598
CPA1014 MOTOR OIL 1L	894 017 6597
CPA1016 MOTOR OIL 5L	894 017 6599

GREASE PNEU-LUB FOR CLUTCH	PART N°
GREASE GUN	C098689
GREASE GUN CPTE	615 990 1490
GREASE ISOFLEX 1KG	615 990 1480

BALANCERS SELECTION



SQUARE DRIVE	MODEL	LOAD RANGE		STROKE		NET WEIGHT		PART NUMBER	CP TOOLS
		lb.	kg	ft.	mm	lb.	kg		
String retractor	CP9912	2.2-4.4	1.0-2.0	5.2	1,600	1.3	0.6	894 109 9120	CP721/CP7731C/CP6300RSR/CP8222/CP8232/CP6728/CP8242/CP6738
	CP9913	4.4-6.6	2.0-3.0	5.2	1,600	1.5	0.7	894 109 9130	CP8252/CP9541/CP9542/CP8854/CP6500/CP6748EX
	CP9936	4.4-8.8	2.0-4.0	8.2	2,500	6.4	2.9	894 109 9360	CP8272/CP6500
Reaction free	CP9956	22-30.9	10-14	6.5	2,000	12.1	5.5	894 109 9560	CP6910/CP0611/CP6920/
	CP9957	31-39.7	14-18	6.5	2,000	14.3	6.5	894 109 9570	CP6120/CP6930/CP6135
	CP9966	77-99	35-45	6.5	2,000	27.3	12.4	894 109 9660	CP6130
	CCP9968	121-143	55-75	6.5	2,000	30.0	13.6	894 109 9680	CP6240

SIDE HANDLE



SQUARE DRIVE	TUNE UP KIT MAINTENANCE KIT	ACCESSORY'S PART NUMBER
CP0611P RS/CP0611P-RLS SP5/CP6120-D35L/CP6120-D35H	SIDE HANDLE KIT	615 399 0670
CP6773-D18D	FRONT SIDE HANDLE	894 017 3706
CP0611-D28H/CP0611-D28L	SIDE HANDLE KIT	205 056 3163
CP6930-D35	SIDE HANDLE KIT	205 056 1083

SUSPENSIONS



TOOL'S MODEL	ACCESSORY'S DESCRIPTION	ACCESSORY'S PART NUMBER
CP6728-P05R/CP6738-P05R	SUSPENSION BAIL KIT	615 398 9100
CP6748EX-P11R ATEX	SUSPENSION BAIL KIT	205 056 2573
CP6768EX-P18D ATEX/CP6778EX-P18D ATEX	SUSPENSION BAIL KIT	615 398 9380
CP8222/ CP8242/CP8252	SUSPENSION BAIL	205 055 6993

BATTERIES & CHARGERS FOR CP8854



ACCESSORY'S DESCRIPTION	ACCESSORY'S PART NUMBER
BATTERY PACK CP18XP25 18V 2.5Ah	894 017 6067
BATTERY CHARGER CP18-36CH	894 017 6069
POWER CORD C13 USA	615 917 2030
POWER CORD C13 EUROPE	615 917 2010
POWER CORD C13 UK	615 917 2020

Torque Wrenches Accessories

Impact & torque wrenches accessories

IMPACT SOCKETS

SET - 1/4 SQUARE DRIVE IMPACT SOCKETS



MODEL	PART NUMBER	TYPE	NO. OF PIECES	DIMENSIONS MM
METRIC (mm)				
SS2114	894 016 4436	STANDARD	14	4 - 4,5 - 5 - 5,5 - 6 - 7 - 8 - 9 - 10 - 11 - 12 - 13 - 14 - 15
SS2114D	894 016 4437	DEEP	12	4 - 4,5 - 5 - 5,5 - 6 - 7 - 8 - 9 - 10 - 11 - 12 - 13 - 14 - 15
SS2112DG	894 016 4440	DEEP MAGNETIC		5 - 5,5 - 6 - 7 - 8 - 9 - 10 - 11 - 12 - 13 - 14 - 15
SAE (in.)				
SS2010D	894 016 4442	DEEP	10	3/16" - 7/32" - 1/4" - 9/32" - 5/16" - 11/32" - 3/8" - 7/16" - 1/2" - 9/16"
SS206U	894 016 4443	UNIVERSAL	6	1/4" - 5/16" - 3/8" - 7/16" - 1/2" - 9/16"
SS209G	894 016 4444	MAGNETIC	9	3/16" - 7/32" - 1/4" - 9/32" - 5/16" - 11/32" - 3/8" - 7/16" - 1/2"
SS209DG	894 016 4445	DEEP MAGNETIC	9	3/16" - 7/32" - 1/4" - 9/32" - 5/16" - 11/32" - 3/8" - 7/16" - 1/2"

SET - 3/8" SQUARE DRIVE IMPACT SOCKETS



MODEL	PART NUMBER	TYPE	NO. OF PIECES	DIMENSIONS MM
METRIC (mm)				
SS3113	894 016 4446	STANDARD	13	7, 8, 9, 10, 11, 12, 13, 14, 15, 16, 17, 18, 19
SAE (in.)				
SS3012U	894 016 4454	UNIVERSAL	12	5/16", 3/8", 7/16", 1/2", 9/16", 5/8", 11/16", 3/4", 13/16", 7/8", 15/16", 1"
SS3012DU	894 016 4455	DEEP UNIVERSAL	12	5/16", 3/8", 7/16", 1/2", 9/16", 5/8", 11/16", 3/4", 13/16", 7/8", 15/16", 1"
SS309DG	894 016 4457	DEEP MAGNETIC	9	1/4", 5/16", 3/8", 7/16", 1/2", 9/16", 5/8", 11/16", 3/4"

SET - 1/2" SQUARE DRIVE IMPACT SOCKETS



MODEL	PART NUMBER	TYPE	NO. OF PIECES	DIMENSIONS MM
METRIC (mm)				
SS4114	894 016 4458	STANDARD	14	10, 11, 12, 13, 14, 15, 16, 17, 18, 19, 21, 22, 26, 27
SS4114D	894 016 4459	DEEP	14	10, 11, 12, 13, 14, 15, 16, 17, 18, 19, 21, 22, 26, 27
SS4113DU	894 016 4461	DEEP UNIVERSAL	13	12, 13, 14, 15, 16, 17, 18, 19, 20, 21, 22, 23, 24
SAE (in.)				
SS4013D	894 016 4466	DEEP	13	7/16", 1/2", 9/16", 5/8", 11/16", 3/4", 13/16", 7/8", 15/16", 1", 1-1/16", 1-1/8", 1-1/4"
SS4014DU	894 016 4468	DEEP UNIVERSAL	14	7/16", 1/2", 9/16", 5/8", 11/16", 3/4", 13/16", 7/8", 15/16", 1", 1-1/16", 1-1/8", 1-3/16" & 1-1/4"
SS4011G	894 016 4469	MAGNETIC	11	3/8", 7/16", 1/2", 9/16", 5/8", 11/16", 3/4", 13/16", 7/8", 15/16", 1"
SS4011DG	894 016 4470	DEEP MAGNETIC	11	3/8", 7/16", 1/2", 9/16", 5/8", 11/16", 3/4", 13/16", 7/8", 15/16", 1"

SET 1/2" SQUARE DRIVE FLIP SOCKETS



MODEL	PART NUMBER	TYPE	NO. OF PIECES	DIMENSIONS MM
SS422FTW	894 016 9701	FLIP	2	19x21 mm; 3/4"x13/16"

SET - 3/4" SQUARE DRIVE IMPACT SOCKETS



MODEL	PART NUMBER	TYPE	NO. OF PIECES	DIMENSIONS MM
METRIC (mm)				
SS618	894 016 4472	STANDARD	8	26, 27, 29, 30, 32, 35, 36, 38
SS618D	894 016 4473	DEEP	8	26, 27, 29, 30, 32, 35, 36, 38
SAE (in.)				
SS6008D	894 016 7073	DEEP	8	1", 1-1/16", 1-1/8", 1-1/4", 1-5/16", 1-3/8", 1-7/16", 1-1/2"

SET - 1" SQUARE DRIVE IMPACT SOCKETS



MODEL	PART NUMBER	TYPE	NO. OF PIECES	DIMENSIONS MM
METRIC (mm)				
SS818	894 016 4476	STANDARD	8	27, 30, 32, 33, 35, 36, 38, 41
SS818D	894 016 4477	DEEP	8	27, 30, 32, 33, 35, 36, 38, 41
SS814D	894 016 6016	DEEP	4	27, 32, 33, 36

3/8" IMPACT SOCKETS - SINGLE PIECES



MODEL	PART NUMBER	TYPE	DIMENSIONS	DESCRIPTION
S313M	894 016 3791	STANDARD	13 mm	3/8" DR. STD IMPACT SOCKET 13MM
S313MD	894 016 3819	DEEP	13 mm	3/8" DR. DEEP IMPACT SOCKET 13MM

1/2" IMPACT SOCKETS - SINGLE PIECES



MODEL	PART NUMBER	TYPE	DIMENSIONS	DESCRIPTION
METRIC (mm)				
S413M	894 016 3955	STANDARD	13 mm	1/2" DR. STD IMPACT SOCKET 13MM
S414M	894 016 3956	STANDARD	14 mm	1/2" DR. STD IMPACT SOCKET 14MM
S415M	894 016 3957	STANDARD	15 mm	1/2" DR. STD IMPACT SOCKET 15MM
S417M	894 016 3959	STANDARD	17 mm	1/2" DR. STD IMPACT SOCKET 17MM
S418M	894 016 3960	STANDARD	18 mm	1/2" DR. STD IMPACT SOCKET 18MM
S419M	894 016 3961	STANDARD	19 mm	1/2" DR. STD IMPACT SOCKET 19MM
S420M	894 016 3962	STANDARD	20 mm	1/2" DR. STD IMPACT SOCKET 20MM
S421M	894 016 3963	STANDARD	21 mm	1/2" DR. STD IMPACT SOCKET 21MM
S422M	894 016 3964	STANDARD	22 mm	1/2" DR. STD IMPACT SOCKET 22MM
S424M	894 016 3966	STANDARD	24 mm	1/2" DR. STD IMPACT SOCKET 24MM
S427M	894 016 3969	STANDARD	27 mm	1/2" DR. STD IMPACT SOCKET 27MM
S430M	894 016 3972	STANDARD	30 mm	1/2" DR. STD IMPACT SOCKET 30MM
S432M	894 016 3974	STANDARD	32 mm	1/2" DR. STD IMPACT SOCKET 32MM
S413MD	894 016 4003	DEEP	13 mm	1/2" DR. DEEP IMPACT SOCKET 13MM
S414MD	894 016 4004	DEEP	14 mm	1/2" DR. DEEP IMPACT SOCKET 14MM
S415MD	894 016 4005	DEEP	15 mm	1/2" DR. DEEP IMPACT SOCKET 15MM
S416MD	894 016 4006	DEEP	17 mm	1/2" DR. DEEP IMPACT SOCKET 16MM
S417MD	894 016 4007	DEEP	18 mm	1/2" DR. DEEP IMPACT SOCKET 17MM
S418MD	894 016 4008	DEEP	19 mm	1/2" DR. DEEP IMPACT SOCKET 18MM
S419MD	894 016 4009	DEEP	20 mm	1/2" DR. DEEP IMPACT SOCKET 19MM
S421MD	894 016 4010	DEEP	21 mm	1/2" DR. DEEP IMPACT SOCKET 21MM
S426MD	894 016 4011	DEEP	22 mm	1/2" DR. DEEP IMPACT SOCKET 26MM
S427MD	894 016 4012	DEEP	24 mm	1/2" DR. DEEP IMPACT SOCKET 27MM
S429MD	894 016 4014	DEEP	27 mm	1/2" DR. DEEP IMPACT SOCKET 29MM
S430MD	894 016 4015	DEEP	30 mm	1/2" DR. DEEP IMPACT SOCKET 30MM
S432MD	894 016 4017	DEEP	32 mm	1/2" DR. DEEP IMPACT SOCKET 32MM

Impact & torque wrenches accessories

3/4" IMPACT SOCKETS - SINGLE PIECES



MODEL	PART NUMBER	TYPE	DIMENSIONS	DESCRIPTION
METRIC (mm)				
S619M	894 016 4180	STANDARD	19 mm	3/4" DR. STD IMPACT SOCKET 19MM
S622M	894 016 4183	STANDARD	22 mm	3/4" DR. STD IMPACT SOCKET 22MM
S624M	894 016 4185	STANDARD	24 mm	3/4" DR. STD IMPACT SOCKET 24MM
S627M	894 016 4188	STANDARD	27 mm	3/4" DR. STD IMPACT SOCKET 27MM
S630M	894 016 4191	STANDARD	30 mm	3/4" DR. STD IMPACT SOCKET 30MM
S632M	894 016 4193	STANDARD	32 mm	3/4" DR. STD IMPACT SOCKET 32MM
S633M	894 016 4194	STANDARD	33 mm	3/4" DR. STD IMPACT SOCKET 33M6
S636M	894 016 4197	STANDARD	36 mm	3/4" DR. STD IMPACT SOCKET 36MM
S641M	894 016 4201	STANDARD	41 mm	3/4" DR. STD IMPACT SOCKET 41MM
S646M	894 016 4205	STANDARD	46 mm	3/4" DR. STD IMPACT SOCKET 46MM
S619MD	894 016 4248	DEEP	19 mm	3/4" DR. DEEP IMPACT SOCKET 19MM
S622MD	894 016 4251	DEEP	22 mm	3/4" DR. DEEP IMPACT SOCKET 22MM
S624MD	894 016 4253	DEEP	24 mm	3/4" DR. DEEP IMPACT SOCKET 24MM
S627MD	894 016 4256	DEEP	27 mm	3/4" DR. DEEP IMPACT SOCKET 27MM
S630MD	894 016 4259	DEEP	30 mm	3/4" DR. DEEP IMPACT SOCKET 30MM
S632MD	894 016 4261	DEEP	32 mm	3/4" DR. DEEP IMPACT SOCKET 32MM
S633MD	894 016 4262	DEEP	33 mm	3/4" DR. DEEP IMPACT SOCKET 33MM
S636MD	894 016 4265	DEEP	36 mm	3/4" DR. DEEP IMPACT SOCKET 36MM
S641MD	894 016 4269	DEEP	41 mm	3/4" DR. DEEP IMPACT SOCKET 41MM
SAE (in)				
S628	894 016 4159	STANDARD	1-3/4"	3/4" DR. STD IMPACT SOCKET 1-3/4"
S630	894 016 4161	STANDARD	1-7/8"	3/4" DR. STD IMPACT SOCKET 1-7/8"
S636	894 016 4167	STANDARD	2-1/4"	3/4" DR. STD IMPACT SOCKET 2-1/4"
S645	894 016 4176	STANDARD	2-13/16"	3/4" DR. STD IMPACT SOCKET 2-13/16"
S647	894 016 4178	STANDARD	2-15/16"	3/4" DR. STD IMPACT SOCKET 2-15/16"
S618D	894 016 4217	DEEP	1-1/8"	3/4" DR. DEEP IMPACT SOCKET 1-1/8"
S620D	894 016 4219	DEEP	1-1/4"	3/4" DR. DEEP IMPACT SOCKET 1-1/4"
S624D	894 016 4223	DEEP	1-1/2"	3/4" DR. DEEP IMPACT SOCKET 1-1/2"
S630D	894 016 4229	DEEP	1-7/8"	3/4" DR. DEEP IMPACT SOCKET 1-7/8"
S644D	894 016 4243	DEEP	2-3/4"	3/4" DR. DEEP IMPACT SOCKET 2-3/4"



TUNE-UP KITS & REPAIR KITS

TOOL'S MODEL	TUNE UP KIT PART NUMBER	REPAIR KIT PART NUMBER
CP061 series	205 056 3213	
CP6060-P15H	205 056 0073	
CP6060-P15R	205 056 0073	
CP6130-T70	894 017 1028	
CP6135-D80	615 398 2790	
CP6240-T120	894 017 1046	
CP6300RSR	C157304	
CP721	CA118880	
CP7731C	894 017 3823	
CP8222-P		
CP8222-R		
CP8232-QC		
CP6728-P05R	615 398 9140	
CP8242-R		
CP8242-P		
CP8252-R		
CP8252-P		

TOOL'S MODEL	TUNE UP KIT PART NUMBER	REPAIR KIT PART NUMBER
CP9541	C137164	C137478
CP9542	C137164	C137165
CP8854 BARE TOOL		
CP8854 Kit 18V		
CP6500-RS	894 015 8638	
CP6500-RSR	894 015 8638	
CP6738-P05R	615 398 9140	
CP6748EX-P11R ATEX	205 056 2663	
CP8272-P	205 055 7343	
CP8272-D	205 055 7343	
CP9561	C137569	CA157719
CP6763	894 017 1687	
CP6763-D18D	894 017 3716	
CP6060-P15H	205 056 0073	
CP6768EX-P18D ATEX		
CP6773	894 017 1687	
CP6910-P24	205 056 0693	

TOOL'S MODEL	TUNE UP KIT PART NUMBER	REPAIR KIT PART NUMBER
CP6778EX-P18D ATEX	615 398 9420	
CP6070-P15H	205 056 0073	
CP0611P RS	205 056 3213	
CP6773-D18D	894 017 3716	
CP6920-D24	205 056 0713	
CP0611-D28H	205 056 3213	
CP0611P-RLS	205 056 3213	
CP0611-D28L	205 056 3213	
CP6120-D35L	615 399 0710	
CP6930-D35	205 056 0813	
CP6120-D35H	615 399 0710	
CP6135-D80	615 398 2790	
CP6240-T120	894 017 1046	

1" IMPACT SOCKETS - SINGLE PIECES

MODEL	PART NUMBER	TYPE	DIMENSIONS	DESCRIPTION
METRIC (mm)				
S824M	894 016 4327	STANDARD	24 mm	1" DR. STD IMPACT SOCKET 24MM
S827M	894 016 4330	STANDARD	27 mm	1" DR. STD IMPACT SOCKET 27MM
S830M	894 016 4333	STANDARD	30 mm	1" DR. STD IMPACT SOCKET 30MM
S832M	894 016 4334	STANDARD	32 mm	1" DR. STD IMPACT SOCKET 32MM
S833M	894 016 4335	STANDARD	33 mm	1" DR. STD IMPACT SOCKET 33MM
S836M	894 016 4337	STANDARD	36 mm	1" DR. STD IMPACT SOCKET 36MM
S838M	894 016 4338	STANDARD	38 mm	1" DR. STD IMPACT SOCKET 38MM
S841M	894 016 4340	STANDARD	41 mm	1" DR. STD IMPACT SOCKET 41MM
S846M	894 016 4345	STANDARD	46 mm	1" DR. STD IMPACT SOCKET 46MM
S824MD	894 016 4407	DEEP	24 mm	1" DR. DEEP IMPACT SOCKET 24MM
S827MD	894 016 4410	DEEP	27 mm	1" DR. DEEP IMPACT SOCKET 27MM
S830MD	894 016 4413	DEEP	30 mm	1" DR. DEEP IMPACT SOCKET 30MM
S832MD	894 016 4414	DEEP	32 mm	1" DR. DEEP IMPACT SOCKET 32MM
S833MD	894 016 4415	DEEP	33 mm	1" DR. DEEP IMPACT SOCKET 33MM
S836MD	894 016 4418	DEEP	36 mm	1" DR. DEEP IMPACT SOCKET 36MM
S838MD	894 016 4419	DEEP	38 mm	1" DR. DEEP IMPACT SOCKET 38MM
S841MD	894 016 4421	DEEP	41 mm	1" DR. DEEP IMPACT SOCKET 41MM
S846MD	894 016 4426	DEEP	46 mm	1" DR. DEEP IMPACT SOCKET 46MM
SAE (in)				
S813	894 016 4276	STANDARD	13/16"	1" DR. STD IMPACT SOCKET 13/16"
S820	894 016 4283	STANDARD	1-1/4"	1" DR. STD IMPACT SOCKET 1-1/4"
S830	894 016 4293	STANDARD	1-7/8"	1" DR. STD IMPACT SOCKET 1-7/8"
S813D	894 016 4356	DEEP	13/16"	1" DR. DEEP IMPACT SOCKET 13/16"
S823D	894 016 4366	DEEP	1-7/16"	1" DR. DEEP IMPACT SOCKET 1-7/16"
S828D	894 016 4371	DEEP	1-3/4"	1" DR. DEEP IMPACT SOCKET 1-3/4"



1-1/2" IMPACT SOCKETS - SINGLE PIECES

MODEL	PART NUMBER	TYPE	DIMENSIONS	DESCRIPTION
METRIC (mm)				
S1041M	894 016 9348	STANDARD	41 mm	1-1/2" DR STD IMPACT SOCKET 41MM
S1046M	894 016 9349	STANDARD	46 mm	1-1/2" DR STD IMPACT SOCKET 46MM
S1050M	894 016 9350	STANDARD	50 mm	1-1/2" DR STD IMPACT SOCKET 50MM
S1055M	894 016 9351	STANDARD	55 mm	1-1/2" DR STD IMPACT SOCKET 55MM
S1060M	894 016 9352	STANDARD	60 mm	1-1/2" DR STD IMPACT SOCKET 60MM
S1065M	894 016 9353	STANDARD	65 mm	1-1/2" DR STD IMPACT SOCKET 65MM
S1070M	894 016 9354	STANDARD	70 mm	1-1/2" DR STD IMPACT SOCKET 70MM
S1075M	894 016 9355	STANDARD	75 mm	1-1/2" DR STD IMPACT SOCKET 75MM
S1080M	894 016 9356	STANDARD	80 mm	1-1/2" DR STD IMPACT SOCKET 80MM
S1085M	894 016 9357	STANDARD	85 mm	1-1/2" DR STD IMPACT SOCKET 85MM
S1090M	894 016 9358	STANDARD	90 mm	1-1/2" DR STD IMPACT SOCKET 90MM



Impact & torque wrenches accessories



1" SURFACE DRIVE SOCKETS - LONG VERSION - SINGLE PIECES

MODEL	PART NUMBER	DESCRIPTION	TYPE	DIMENSIONS
SD30	894 017 7797	Socket-SQ1"-L108-SD30	SURFACE DRIVE	30mm
SD32	894 017 7798	Socket-SQ1"-L108-SD32	SURFACE DRIVE	32mm
SD33	894 017 7799	Socket-SQ1"-L108-SD33	SURFACE DRIVE	33mm
	894 017 7800	Retainer ring		

EXTENSION BARS



MODEL	PART NUMBER	TYPE	DIMENSIONS
METRIC (mm)			
E36 3/8 DR 6" EXTENSION BAR	894 016 5987	3/8"	3/4
E43 1/2 DR 3" EXTENSION BAR	894 016 5994	1/2"	1
E45 1/2 5" EXTENSION BAR	894 016 5995	1/2"	1
E410 1/2 DR 10" EXTENSION BAR	894 016 5997	1/2"	1
J4U 1/2 DR UNIVERSAL JOINT	894 016 5998	1/2"	1-5/16
E63 3/4 DR 3" EXTENSION BAR	894 016 6004	3/4"	1-3/4
E67 3/4 DR 7" EXTENSION BAR	894 016 6005	3/4"	1-3/4
E613 3/4 DR 13" EXTENSION BAR	894 016 6007	3/4"	1-3/4
E83 1" DR 3" EXTENSION BAR	894 016 6011	1"	2-1/8
E87 1" DR 7" EXTENSION BAR	894 016 6012	1"	2-1/8
J8U 1" DR UNIVERSAL JOINT w/Pin hole	894 016 6015	1"	2-5/16



MODEL	PART NUMBER	SQUARE DRIVE SIZE	CONNECTION SIZE (TO A SOCKET)	CONNECTION GENDER
A308 3/8 DR X 1/2" MALE ADAPTOR	894 016 5984	3/8	1/2	Male
A406 1/2 DR X 3/8" MALE ADAPTER	894 016 5992	1/2	3/8	Male
A4012 1/2 DR X 3/4" MALE ADAPTER	894 016 5993	1/2	3/4	Male
A608 3/4 DR X 1/2" MALE ADAPTER	894 016 6001	3/4	1/2	Male
A616 3/4 DR X 1" MALE ADAPTER	894 016 6002	3/4	1	Male
A812 1" DR X 3/4" MALE ADAPTER	894 016 6009	1	3/4	Male

CP66-CP86-CP76 - RECOMMENDED ACCESSORIES

S TYPE REACTION ARM



MODEL	PART NUMBER
CP8603	615 813 6285
CP8609	615 813 6835
CP8613/CP6613	615 813 1800
CP8626/CP6626	615 813 1810
CP8641/CP6641	615 813 1820
CP8681	615 813 5251

SQUARE BRAKET



MODEL	PART NUMBER
CP8603	615 813 6325
CP8609	615 813 6855
CP8613/CP6613	615 813 1890
CP8626/CP6626	615 813 1900
CP8641/CP6641	615 813 1910
CP8681	615 813 5281

SLIDING DRIVE



MODEL	PART NUMBER
CP8603	615 813 6305
CP8609	6158136865 & 6158136875 (extended)
CP8613/CP6613	615 813 1860
CP8626/CP6626	615 813 1870
CP8641/CP6641	615 813 1880
CP8681	615 813 5271

STEELSPACE BAR



MODEL	PART NUMBER
CP8603	615 813 6335
CP8609	615 813 6845
CP8613/CP6613	615 813 1830
CP8626/CP6626	615 813 1840
CP8641/CP6641	615 813 1850
CP8681	615 813 5261



Fish arm
Based Kit



Fish arm +
Shoe Kit



Long shaft
760 mm



Nose extension
300 mm



Nose extension
480 mm



Adaptor Kit
CPxx41 to CPxx26

COMPATIBLE MODEL	PART NUMBER					
CP8613/CP6613				615 178 0970		
CP8626/CP6626	615 180 0560	615 180 0550	615 501 2750	615 178 0980	615 178 0990	615 180 0570
CP8641/CP6641	615 180 0560	615 180 0550	615 501 2750	615 178 1000		

Impact & torque wrenches accessories



JAPANESE TYPE CUP

MODEL	PART NUMBER
CP8609-C/CP8609C-CT/CP8609CQ-C/CP8609CQ-CT/CP8609CQ-xC/CP8609CQ-xCT/CP8609-CT/CP8609C-xC/CP8609C-xCT/CP8609TC-C/CP8609TC-CT/CP8609TC-xC/CP8609TC-xCT/CP8609-xC/CP8609-xCT/CP7600C-R/CP7600xC-R/CP7600C-R4P/CP7600xC-R4P	894 016 7401



SPRING LOADED CUP

MODEL	PART NUMBER
CP8609-C/CP8609C-CT/CP8609CQ-C/CP8609CQ-CT/CP8609CQ-xC/CP8609CQ-xCT/CP8609-CT/CP8609C-xC/CP8609C-xCT/CP8609TC-C/CP8609TC-CT/CP8609TC-xC/CP8609TC-xCT/CP8609-xC/CP8609-xCT/CP7600C-R/CP7600xC-R/CP7600C-R4P/CP7600xC-R4P	894 016 4622



NUT

MODEL	PART NUMBER
CP8603	615 670 2600
CP8609	615 670 2600

SUSPENSIONS FOR SERIES CP76.. AND CP86..



MODEL	DESCRIPTION	PART NUMBER
CP7600/CP8609	SUSPENSION YOKE CP7600 NON DISMOUNTABLE	894 016 6654
CP7600xB	SUSPENSION YOKE CP7600-NOR	894 016 6659
CP8603	SUSPENSION YOKE	615 813 6310
CP8609	SUSPENSION YOKE	894 016 6654
CP8613/CP6613	SUSPENSION YOKE	615 813 1770
CP8626/CP6626	SUSPENSION YOKE	615 813 1780
CP8641/CP6641	SUSPENSION YOKE	615 813 1790
CP8681	SUSPENSION YOKE	615 813 5291



BALANCERS

CORRESPONDING TOOLS	BALANCER MODEL	PART NUMBER	LOAD RANGE		STROKE		NET WEIGHT	
			lb	kg	ft	m.	lb	kg
CP6613	CP9937	894 109 9370	8.8-13.2	4.0-6.0	8.2	2.5	7.1	3.2
CP6626	CP9938	894 109 9380	13.2-17.6	6.0-8.0	8.2	2.5	7.7	3.5
CP6641	CP9939	894 109 9390	17.6-22.0	8.0-10	8.2	2.5	8.2	3.7



TUNE UP KIT

MODEL	MOTOR SERVICE KIT	HOUSING SERVICE KIT
CP6613	615 399 3810	615 565 7580
CP6626	615 399 3810	615 565 7580
CP6641	615 399 3830	615 399 3610



BATTERIES AND CHARGERS FOR CP86 SERIES

DESCRIPTION	PART NUMBER
BATTERY 36V	894 017 6068
CHARGER UNIVERSAL 18-36V	894 017 6069



AIR TORQUE CONTROL (ATC) FRL PACK

AIR TORQUE CONTROL (ATC) FRL PACK is the solution to optimize the work with compressed air, performance and the life of air tools in harsh environments while helping to reduce energy waste.

- Compact and efficient solution to fit all environments and save time.
- Tubular steel FRL holder robust and easy to transport
- 3/4" FRL BSP (British Standard Pipe) threaded - allows the tool to run at optimal performance while reducing downtime and increasing productivity.



COMBINE THE CP66 NUTRUNNERS WITH THE MOST ERGONOMIC AIR SUPPLY SOLUTION FOR HIGH TORQUE TIGHTENING

INDUSTRIAL FRL

- Diaphragm type pressure valve
- 5 µm filter
- Secure oil adjustment
- 3/4" Inlet size
- 16 bars/230PSI max pressure
- 180 ml oil capacity bowl
- Automatic drain

ANALOGUE GAUGE

- Safe to use in oil and gas Industry
- Precise pressure set up

MOBILITY

- Easy-to-carry steel frame

MODEL	DESCRIPTION	PART NUMBER
ATC PACK FRL 3/4 BSP	Contain: FRL+ Analog gauge/Coupling/Ball valve/Fitting	615 813 6540
FRL 3/4" BSP	Filter-regulator, lubricator 3/4" BSP	615 813 5650
Adaptor	3/4 BSP/NPT adaptor is automatically included to ATC pack only for North America	615 813 6510

YOU CAN ALSO ORDER "TOOL + ATC PACK" WHICH INCLUDES :

MODEL	PART NUMBER	INCLUDED IN PACK "TOOL+ATC"
CP6613 + ATC PACK	615 180 0120	CP66.. STALL TORQUE PNEUMATIC NUTRUNNER HOSE WHIP EFFIMAX M3/8 NPT 1/2 13MM 0,6M CA049271
CP6626 + ATC PACK	615 180 0130	NIPPLE F11S 38 NPT 615 810 5860
CP6641 + ATC PACK	615 180 0140	HOSE EFFI MAX 5/8" 16x22.5MM 3M ATC Pack 3/4" FRL 615 813 2080 615 813 6540



615 813 6510
ADAPTOR
3/4 BSP/NPT
FOR NORTH
AMERICA

+



+



+



GRINDERS



DIE GRINDERS

For smaller surface applications and/or precision material removal, collet type grinders are preferred for deburring, die countouring, light chamfering.

WHEEL GRINDERS ANGLE AND VERTICAL GRINDERS

For medium and large surfaces, wheel grinders are designed for grinding, cutting, countouring at a high material removal rate.

**For maximum material removal
with minimum effort,
choose the best tool.**

STEP 1

Applications

- ▶ Materials
- ▶ Access
- ▶ Intensity
- ▶ Precision

STEP 2

Abrasives

- ▶ Carbide burrs
- ▶ Mounted points
- ▶ Grinding wheels
- ▶ Cutting wheels
- ▶ Flap wheels

STEP 3

Tools

- ▶ Die grinders
- ▶ Angle grinders
- ▶ Vertical grinders
- ▶ Extended shaft grinders

**TO CHOOSE THE RIGHT
GRINDER, WE DEVELOPED
THE TOOL SELECTOR**



DIE GRINDERS / STRAIGHT WHEEL GRINDERS

ANGLE GRINDERS / VERTICAL GRINDERS

SUPER
INDUSTRIAL



CP3000 SERIES
CP3019 - CP3109 - CP3119
CP3249 - CP3550

CP3019 - CP3109
CP3650 - CP3850
CP3349 - CP3T30

INDUSTRIAL MAINTENANCE
AND PRODUCTION



CP9104Q
CP3030 - CP9113
CP3451

CP3040 - CP3450 - CP857
CP3550 - CP3750 - CP3330 - CP3340
CP75 SERIES

GENERAL MAINTENANCE



CP875
CP876 - CP860
CP74 SERIES

CP7500
CP854
CP91 SERIES

Caution: The selected grinder speed should not be higher than Maximum Operating Speed recommended by abrasive manufacturers

ERGONOMIC FEATURES

Chicago Pneumatic Abrasive Tools are designed with advanced ergonomics and features required to enable operators to achieve increased productivity levels:

- Significant sound and vibration reduction - helps reduce operator fatigue and improve performance.
- Complete line - designed for maximum productivity under rugged conditions.
- Wide choice of tools - die grinders, small wheel grinders, horizontal grinders, and vertical grinders.
- Powerful yet lightweight - produces more power per pound than comparable electric models.

- Air powered - Minimal risk of electrical shock or overheating - even with continuous use.

OTHER FEATURES:

- Rugged construction - to withstand tough use.
- Heat treated internal parts - keep tool operating, minimize repairs.
- Engineered to minimize downtime - simple replacement of rotor blades usually restores original power.
- Wide variety of accessories - Increases productivity, ergonomics, and safety.

COLLET GRINDERS

Recommended speeds depend on both the shank and head diameter of the carbide burr.

The choice of burr depends on the size of your application. A larger volume of material to be removed will require a larger size abrasive. Select the tool rpm depending on the diameter of the burr head, the material to be ground and the material in the rotary burr. Use tungsten carbide burrs for hard and tough materials. High speed steel burrs are recommended for unhardened and medium hard materials. See table.

MATERIAL TYPE	DIAMETER OF THE HEAD OF THE CARBIDE BURRS				
	1/8" (3 mm)	1/4" (6 mm)	3/8" (10 mm)	1/2" (12 mm)	5/8" (16 mm)
	SPEED (RPM)				
Steel	60,000 - 90,000	45,000 - 60,000	30,000 - 40,000	22,500 - 30,000	18,000 - 24,000
Tempered steel	60,000 - 90,000	30,000 - 45,000	19,000 - 30,000	15,000 - 22,500	12,000 - 18,000
Stainless steel	60,000 - 90,000	30,000 - 45,000	19,000 - 30,000	15,000 - 22,500	12,000 - 18,000
Casting	45,000 - 90,000	22,500 - 60,000	15,000 - 40,000	11,000 - 30,000	9,000 - 24,000
Titanium	60,000 - 90,000	30,000 - 45,000	19,000 - 30,000	15,000 - 22,500	12,000 - 18,000
Nickel	60,000 - 90,000	30,000 - 45,000	19,000 - 30,000	15,000 - 22,500	12,000 - 18,000
Copper & copper alloys	45,000 - 90,000	22,500 - 60,000	15,000 - 40,000	11,000 - 30,000	9,000 - 24,000
Aluminium	30,000 - 90,000	15,000 - 70,000	10,000 - 50,000	7,000 - 3,800	6,000 - 30,000
Plastics	30,000 - 90,000	15,000 - 70,000	10,000 - 50,000	7,000 - 3,800	6,000 - 30,000
Cermet	60,000 - 90,000	30,000 - 45,000	19,000 - 30,000	15,000 - 22,500	12,000 - 18,000

Small precision deburring: die grinding is performed with either tungsten carbide, high speed steel burrs or mounted points.



Carbide Burrs

WHEEL GRINDERS

Pure material removal, regardless of whether it is removed from a cramped or an open space, is determined by the power generated on the grinding application. The applied feed force and the rotation of the wheel generates a cutting force which when multiplied by the peripheral speed of the wheel, represents the power for removing material (power = peripheral speed x cutting force).

Chicago Pneumatic grinders features a high degree of safety. Safety throttles, over-speed shut-off and wheel guards are good examples of product safety features carried by your grinders.

The table below will help you to translate the peripheral speed of the grinding wheel to the correct rotational speed of the grinder when using a specific diameter of grinding wheel.

DIAMETER IN. (MM)	MAXIMUM WORK SPEED IN M/S OR FEET/MIN							
	32	35	40	50	63	80	100	125
1 (25)	6,300	6,890	7,875	9,842	12,401	15,750	19,685	24,600
1-1/4 (32)	19,100	20,890	23,870	29,840	37,600	47,750	59,680	74,600
1-9/16 (40)	15,280	16,710	19,100	23,870	30,080	38,200	47,750	59,680
2 (50)	1,220	13370	15,280	19,100	24,060	30,560	38,200	47,750
2-1/2 (63)	9,700	10,610	12,130	15,160	19,100	24,250	30,320	37,890
3 (75)	7,640	8,360	9,550	11,940	15,040	19,100	23,870	29,840
4 (100)	6,110	6,680	7,640	9,550	12,030	15,280	19,100	23,870
5 (125)	4,890	5,350	6,110	7,640	9,630	12,220	15,280	19,100
6 (150)	4,070	4,460	5,090	6,370	8,020	1,190	12,730	15,920
7 (180)	3,400	3,710	4,240	5,310	6,680	8,490	10,610	13,260
7-7/8 (200)	3,060	3,340	3,820	4,780	6,020	7,640	9,550	11,940
9 (230)	2,660	2,910	3,320	5,150	5,230	6,640	8,300	10,380
9-27/32 (250)	2,440	2,670	3,060	3,820	4,810	6,110	7,640	9,550
11-13/16 (300)	2,040	2,230	2,550	3,180	4,010	5,090	6,370	7,960

HOW ENSURE SAFE OPERATION:

- Check the tool free speed
- Match the maximum speed of the abrasive to the grinder
- Inspect the grinding wheel
- Inspect the flange
- Inspect the wheel guard
- Wear protection goggles, gloves & hearing protection
- Test run your grinder in a protected area after assembling the wheel
- Make sure that the tools receive proper maintenance, see service sheet
- Disconnect the tool from the air network before changing accessories abrasives.

Angle Die Grinders

Power capacity < 0.3hp (250W)



22,500 RPM



CP875

COMPACT ANGLE DIE GRINDER FOR TIGHT AREAS

FEATURES AND BENEFITS

- 90° angle head allows flexibility in tight areas
- Compact and lightweight tool designed for easy maneuverability
- Built-in air regulator
- Includes 1/4" and 6 mm collets



23,000 RPM



CP7406

CHANGING A CARBIDE BURR HAS NEVER BEEN EASIER!

FEATURES AND BENEFITS

- Burrs easily changeable allowing the operator to use only one wrench thanks to the new spindle lock system.
- Good surface grip avoiding the tool to slip once in operator's hand thanks to the handle's material (TPR) and ergonomics.
- High application coverage thanks to the multitude of heads (short & long straight, 120°, 90°)
- Less heat transfer between the motor and the sleeve thanks to the composite housing



CP7408

CP7406 with 120° angle

See accessories page 93

MODEL	PART NUMBER	FREE SPEED		POWER		COLLET CAPACITY		AIR CONS. @LOAD		NET WEIGHT		LENGTH		VIBRATION LEVEL ISO 28927 (M/S ²)	SOUND PRESS.	SOUND POWER	AIR INLET
		rpm	hp	W	in. (mm)	cfm	l/s	lb	kg	in.	mm	a	ISO 15744 - dB(A)	in.			
CP875	T023995	22,500	0.3	220	1/4 (6.4mm)	22	10	0.99	0.45	4.88	124	4.4	101	112	1/4		
CP7406	894 107 4060	23,000	0.3	250	15/64 (6.0mm)	2.1	1	1.32	0.6	6.42	163	5.4	78.1	89.1	1/4		
CP7408	894 107 4080	23,000	0.3	250	15/64 (6.0mm)	2.1	1	1.37	0.62	7.68	195	4.3	78.6	89.6	1/4		

All models: Hose int. 3/8" (10 mm) - @90 PSI (@6.3 Bar)

Listed specifications are for reference only. Please check documents in each tool.



Angle Die Grinders



CP3030 SERIES

Power capacity < 0.7hp (500W)

GEARLESS DURABLE DESIGN

In pursuit of durability, the CP3030 Series air die grinders are designed with an efficient gearless construction to increase the interval between maintenance and failure elimination.



FEATURES AND BENEFITS

- Industrial grade durability up to 1,000 hours between maintenance intervals
- Gearless construction for high durability
- Up to 0.7hp (500 W) industrial grade motor and 30,000 rpm for a perfect material removal result
- Compact and composite handle for a great operator comfort

See accessories page 93

MODEL	PART NUMBER	FREE SPEED	POWER	COLLET CAPACITY	AIR CONS. @LOAD	NET WEIGHT	LENGTH	VIBRATION LEVEL ISO 28927 (M/S ²)	SOUND PRESS.	SOUND POWER	AIR INLET				
		rpm	hp	W	in. (mm)	cfm	l/s	lb	kg	in.	mm	a	ISO 15744 - dB(A)	in.	
CP3030-325R	615 160 4090	25,000	0.4	300	15/64 (6.0mm)	17	8	1.15	0.52	6.06	154	<2.5	79.8	90.8	1/4
CP3030-330R	615 160 4100	30,000	0.4	300	15/64 (6.0mm)	19	9	1.15	0.52	6.06	154	<2.5	77.1	88.1	1/4
CP3030-418R	615 160 4130	18,000	0.5	400	15/64 (6.0mm)	21	10	1.84	0.84	6.85	174	<2.5	75.4	86.4	1/4
CP3030-420R	615 160 4140	20,000	0.5	400	15/64 (6.0mm)	23	11	1.84	0.84	6.85	174	<2.5	76.2	87.2	1/4
CP3030-424R	615 160 4150	24,000	0.5	400	15/64 (6.0mm)	23	11	1.84	0.84	6.85	174	<2.5	77.5	88.5	1/4
CP3030-520R	615 160 4200	20,000	0.7	500	15/64 (6.0mm)	29	14	1.87	0.85	6.85	174	<2.5	80	91	1/4

All models: Hose int. 3/8" (10 mm) - @90 PSI (@6.3 Bar)

Listed specifications are for reference only. Please check documents in each tool.

Angle Die Grinders



CP3019 SERIES

Power capacity < 0.5hp (370W)

HIGH PERFORMANCE IN A COMPACT PACKAGE

High performance in a compact industrial Air angle die grinder tool with a powerful 0.5 hp (375 W) motor.



FEATURES AND BENEFITS

- Highest durability in demanding applications, up to 2,000 hours maintenance intervals
- Streamlined safety lever for operator safety
- Powerful 0.5 hp (375 W) governed motor ensures safety
- Compact body with an insulating composite over-housing for operator comfort and superior ergonomics

See accessories page 93

MODEL	PART NUMBER	FREE SPEED	POWER		COLLET CAPACITY	AIR CONS. @LOAD		NET WEIGHT		LENGTH		VIBRATION LEVEL ISO 28927 (M/S ²)	SOUND PRESS.	SOUND POWER	AIR INLET
		rpm	hp	W	in. (mm)	cfm	l/s	lb	kg	in.	mm	a	ISO 15744 - dB(A)	in.	
CP3019-12ACES	615 170 1470	12,000	0.5	375	15/64 (6.0mm)	6	3	1.34	0.61	9.7	246	3.5	77	88	1/4
CP3019-12ACFE	615 170 2050	12,000	0.5	375	15/64 (6.0mm)	17	8	1.12	0.51	6.5	166	3.7	78	89	1/4
CP3019-09AC	615 170 2660	9,000	0.5	375	15/64 (6.0mm)	6	3	1.1	0.5	6.5	166	3.3	76	87	1/4
CP3019-18AC	615 170 4610	18,000	0.5	375	15/64 (6.0mm)	14	6.5	1.12	0.51	6.5	166	4.1	78	88	1/4
CP3019-12AC	615 160 4070	12,000	0.5	375	15/64 (6.0mm)	17	8	1.12	0.51	8.5	216	3.7	78	89	1/4
CP3019-20AC	615 160 4080	20,000	0.5	370	15/64 (6.0mm)	19	9.4	1.12	0.51	8.5	216	4.3	82	93	1/4
CP3019-20ACES	615 170 1460	20,000	0.5	375	15/64 (6.0mm)	14	6.5	1.34	0.61	9.7	246	5	80	91	1/4
CP3019-20ACFE	615 170 2060	20,000	0.5	375	15/64 (6.0mm)	14	6.5	1.12	0.51	6.5	166	5	80	91	1/4
CNOMO: NOT FOR NA MARKET															
CP3019-12AC CNOMO	615 160 4230	12,000	0.5	370	15/64 (6.0mm)	17	8	1.12	0.51	8.5	216	3.7	78	89	1/4
CP3019-12ACES CNOMO	615 170 0390	12,000	0.5	375	15/64 (6.0mm)	6	3	1.34	0.61	9.7	246	3.5	77	88	1/4
CP3019-20AC CNOMO	615 160 4240	20,000	0.5	370	15/64 (6.0mm)	19	9.4	1.12	0.51	8.5	216	4.3	82	93	1/4
CP3019-20ACES CNOMO	615 170 0470	20,000	0.5	375	15/64 (6.0mm)	14	6.5	1.34	0.61	9.7	246	5	80	91	1/4

All models: Hose int. 3/8" (10 mm) - @90 PSI (@6.3 Bar)

Listed specifications are for reference only. Please check documents in each tool.

Angle Die Grinders

Power capacity < 1.5hp (600W)



12,000 RPM



CP3550-120ACC

INDUSTRIAL TOUGH AND EASY TO HANDLE

FEATURES AND BENEFITS

- Industrial grade durability up to 1,000 hours between maintenance intervals
- Streamlined safety lever for operator safety.
- 1.5 hp (1,100 W) governed motor to maintain maximal abrasive speed
- Spindle lock button allows for fast carbide burr replacement to reduce tool downtime



13,000 RPM



CP3109-13AC

HIGHLY DURABLE BEVEL GEAR FOR HIGH PERFORMANCE

FEATURES AND BENEFITS

- Highest durability in demanding applications, up to 2,000 hours maintenance intervals
- Streamlined safety lever for operator safety
- Steel housing with an insulating composite over-housing for operator comfort and superior ergonomics
- Powerful 0.8hp (600 W) governed motor

CP3109-13ACES

Same features as CP3109-13AC in extended shaft version

See accessories page 93

MODEL	PART NUMBER	FREE SPEED	POWER			COLLET CAPACITY	AIR CONS. @LOAD		NET WEIGHT		LENGTH		VIBRATION LEVEL ISO 28927 (M/S ²)	SOUND PRESS.	SOUND POWER	AIR INLET
		rpm	hp	W	in. (mm)	cfm	l/s	lb	kg	in.	mm	a	ISO 15744 - dB(A)	in.		
CP3109-13AC	615 160 4060	13,000	0.8	600	15/64 (6.0mm)	31	15	2.43	1.1	8.5	216	3.7	85	96	3/8	
CP3109-13ACES	615 170 1360	13,000	0.8	600	-	10	10	3.08	1.4	11.29	287	<2.5	83	-	3/8	
CP3550-120ACC	615 160 4420	12,000	1.5	1100	15/64 (6.0mm)	55	26	3.31	1.5	9.8	249	6.1	84	95	3/8	

All models: Hose int. 3/8" (10 mm) - @90 PSI (@6.3 Bar)

Listed specifications are for reference only. Please check documents in each tool.

Power capacity < 0.1hp (600W)



60,000 RPM



CP9104Q

HIGH-SPEED FOR PRECISION WORK

FEATURES AND BENEFITS

- Very low noise level for greater comfort
- High free speed allows for greater accuracy
- Silencer hose included
- 3 mm and 1/8" collets included
- Lightweight for great maneuverability



60,000 RPM



CP3000-600CR 3 mm

HIGH SPEED, LIGHTWEIGHT AIR PENCIL GRINDER

FEATURES AND BENEFITS

- Steel body for a great durability
- Equipped with rotary valve for smooth power adjustment and grooved housing for an incomparable working precision
- Silencer hose included to reduce noise level
- High free speed, 60,000 rpm, ensures efficiency

CP3000-600CR

Same features as CP3000-600CR 3 mm with 1/8" collet for Imperial system only.

See accessories page 93

MODEL	PART NUMBER	FREE SPEED		POWER			COLLET CAPACITY		AIR CONS. @LOAD		NET WEIGHT		LENGTH		VIBRATION LEVEL ISO 28927 (M/S ²)	SOUND PRESS.	SOUND POWER	AIR INLET
		rpm	hp	W	in. (mm)	cfm	l/s	lb	kg	in.	mm	a	ISO 15744 - dB(A)	in.				
CP9104Q	615 195 9104	60,000	0.1	40	1/8 (3mm)	6.8	3.2	0.44	0.2	5.24	133	<2.5	71	82	1/4			
CP3000-600CR	615 160 0140	60,000	0.1	90	15/64 (6.0mm)	5.5	2.6	0.31	0.14	6.02	153	<2.5	71	82	1/4			
CP3000-600CR 3 mm	615 160 0330	60,000	0.1	90	15/64 (6.0mm)	5.5	2.6	0.31	0.14	6.02	153	<2.5	71	82	1/4			

All models: Hose int. 3/8" (10 mm) - @90 PSI (@6.3 Bar)

Listed specifications are for reference only. Please check documents in each tool.



Straight Die Grinders

Power capacity < 0.5hp (400W)



30,000 RPM



CP876

COMPACT AND LIGHTWEIGHT

FEATURES AND BENEFITS

- Compact and lightweight tool designed for easy maneuverability and ideal for limited space applications
- Front exhaust for better comfort
- Built-in air regulator
- Includes 1/4" and 6 mm collets



24,000 RPM



CP860

DURABLE PARTNER FOR GENERAL MAINTENANCE USE

FEATURES AND BENEFITS

- Rugged and energy efficient 0.54 hp (400 W) motor for better productivity
- Adjustable speed regulator & lock-off throttle
- Square handle design for greater comfort

CP860E

Same features as CP860 with 6 mm collet

See accessories page 93

MODEL	PART NUMBER	FREE SPEED		POWER		COLLET CAPACITY		AIR CONS. @LOAD		NET WEIGHT		LENGTH		VIBRATION LEVEL ISO 28927 (M/SZ)	SOUND PRESS.	SOUND POWER	AIR INLET
		rpm	hp	W	in. (mm)	cfm	l/s	lb	kg	in.	mm	a	ISO 15744 - dB(A)	in.			
CP860	T019704	24,000	0.5	400	1/4 (6.4mm)	21	9.9	1.26	0.57	5.75	146	3.7	92.5	103.5	1/4		
CP860E	T021136	24,000	0.5	400	1/4 (6.4mm)	21	9.9	1.26	0.57	5.75	146	3.7	92.5	104	1/4		
CP876	T023996	30,000	0.3	220	15/64 (6.0mm)	23	11	0.75	0.34	4.76	121	<2.5	101.3	112	1/4		

All models: Hose int. 3/8" (10 mm) - @90 PSI (@6.3 Bar)

Listed specifications are for reference only. Please check documents in each tool.

Power capacity < 0.5hp (400W)



28,000 RPM



CP7405

CP7405

CHANGING A CARBIDE BURR HAS NEVER BEEN EASIER!

FEATURES AND BENEFITS

- Burrs easily changeable allowing the operator to use only one wrench thanks to the new spindle lock system.
- Good surface grip avoiding the tool to slip once in operator's hand thanks to the handle's material (TPR) and ergonomics.
- High application coverage thanks to the multitude of heads (short & long straight, 120°, 90°)
- Less heat transfer between the motor and the sleeve thanks to the composite housing



CP7411

Same features as CP7405 with 22,000 rpm



See accessories page 93

MODEL	PART NUMBER	FREE SPEED		POWER		COLLET CAPACITY		AIR CONS. @LOAD		NET WEIGHT		LENGTH		VIBRATION LEVEL ISO 28927 (M/S ²)	SOUND PRESS.	SOUND POWER	AIR INLET
		rpm	hp	W	in. (mm)	cfm	l/s	lb	kg	in.	mm	a	ISO 15744 - dB(A)	in.			
CP7405	894 107 4050	28,000	0.3	250	15/64 (6.0mm)	2.1	1	1.1	0.5	6.93	176	3.6	76.2	87.2	1/8		
CP7411	894 107 4110	22,000	0.6	420	15/64 (6.0mm)	3	1.4	1.54	0.7	7.09	180	3.1	80.7	91.7	1/4		

All models: Hose int. 3/8" (10 mm) - @90 PSI (@6.3 Bar)

Listed specifications are for reference only. Please check documents in each tool.



Straight Die Grinders



CP3000 SERIES

Power capacity < 0.7hp (500W)

LIGHTWEIGHT AND ERGONOMIC STRAIGHT DIE GRINDERS

CP3000 straight air die grinder is ideal for customers looking for durable, powerful, and comfortable industrial die grinders for polishing, grinding, and deburring applications.



FEATURES AND BENEFITS

- Industrial grade durability up to 1,000 hours between maintenance intervals
- Compact and composite handle for a great operator comfort
- Up to 0.7hp (500 W) industrial grade motor and 30,000 rpm for a perfect material removal result

See accessories page 93

MODEL	PART NUMBER	FREE SPEED	POWER		COLLET CAPACITY	AIR CONS. @LOAD		NET WEIGHT		LENGTH		VIBRATION LEVEL ISO 28927 (M/S ²)	SOUND PRESS.	SOUND POWER	AIR INLET
		rpm	hp	W	in. (mm)	cfm	l/s	lb	kg	in.	mm	a	ISO 15744 - dB(A)	in.	
CP3000-325R	615 160 0150	25,000	0.4	300	15/64 (6.0mm)	19	9	0.87	0.4	5.91	150	3.2	79.1	90.1	1/4
CP3000-330R	615 160 0160	30,000	0.4	300	15/64 (6.0mm)	19	9	0.87	0.4	5.91	150	<2.5	77.6	88.6	1/4
CP3000-325F	615 160 0180	25,000	0.4	300	15/64 (6.0mm)	17	8.1	0.87	0.4	5.91	150	<2.5	84	95	1/4
CP3000-415R	615 160 0190	15,000	0.5	400	15/64 (6.0mm)	21	10	1.69	0.77	7.72	196	<2.5	80.3	91.3	1/4
CP3000-418R	615 160 0200	18,000	0.5	400	15/64 (6.0mm)	21	10	1.69	0.77	7.72	196	<2.5	77.1	88.1	1/4
CP3000-420R	615 160 0210	20,000	0.5	400	15/64 (6.0mm)	23	11	1.69	0.77	7.72	196	<2.5	78.1	89.1	1/4
CP3000-424R	615 160 0220	24,000	0.5	400	15/64 (6.0mm)	23	11	1.69	0.77	7.72	196	<2.5	79.3	90.3	1/4
CP3000-420F	615 160 0250	20,000	0.5	400	15/64 (6.0mm)	22	10	1.69	0.77	7.72	196	<2.5	82	93	1/4
CP3000-515R	615 160 0270	15,000	0.7	500	15/64 (6.0mm)	25	12	1.88	0.86	7.68	195	<2.5	80.7	91.7	1/4
CP3000-518R	615 160 0280	18,000	0.7	500	15/64 (6.0mm)	27	13	1.88	0.86	7.68	195	<2.5	79.5	90.5	1/4
CP3000-520R	615 160 0290	20,000	0.7	500	15/64 (6.0mm)	27	13	1.88	0.86	7.68	195	<2.5	80.6	91.6	1/4

All models: Hose int. 3/8" (10 mm) - @90 PSI (@6.3 Bar)

Listed specifications are for reference only. Please check documents in each tool.

Straight Die Grinders



CP9113G

Power capacity 1hp (750W)

ROBUST STEEL CONSTRUCTION

Enjoy the benefits of this extremely reliable and durable 1 HP (750 W) straight die grinder, designed with rugged steel construction for tough applications.



FEATURES AND BENEFITS

- Machined steel housing for a robust construction.
- Front exhaust to eliminate dust and to give better visibility
- Up to 1 hp (750 W) industrial grade motor and 25,000 rpm for a perfect material removal result

See accessories page 93

MODEL	PART NUMBER	FREE SPEED		POWER		COLLET CAPACITY	AIR CONS. @LOAD		NET WEIGHT		LENGTH		VIBRATION LEVEL ISO 28927 (M/S ²)	SOUND PRESS. ISO 15744 - dB(A)	SOUND POWER	AIR INLET
		rpm	hp	W	in. (mm)		cfm	l/s	lb	kg	in.	mm				
CP9113G	615 160 0010	25,000	1	750	1/4 (6.4mm)	31	15	2.54	1.15	6.69	170	3.6	92.9	103.9	3/8	

All models: Hose int. 3/8" (10 mm) - @90 PSI (@6.3 Bar)

Listed specifications are for reference only. Please check documents in each tool.

Straight Die Grinders



CP3550-180

Power capacity 1.5hp (1100W)

INDUSTRIAL TOUGH AND EASY TO HANDLE

Ergonomic Angle die grinder designed with an extremely durable bevel gear and governed 1.5 hp (1100 W) motor for your industrial grinding applications.



FEATURES AND BENEFITS

- Industrial grade durability up to 1,000 hours between maintenance intervals
- Streamlined safety lever for operator safety.
- 1.5 hp (1,100 W) governed motor to maintain maximal abrasive speed
- Spindle lock button allows for fast carbide burr replacement to reduce tool downtime

See accessories page 93

MODEL	PART NUMBER	FREE SPEED	POWER		COLLET CAPACITY	AIR CONS. @LOAD		NET WEIGHT		LENGTH		VIBRATION LEVEL ISO 28927 (M/S ²)	SOUND PRESS.	SOUND POWER	AIR INLET
		rpm	hp	W	in. (mm)	cfm	l/s	lb	kg	in.	mm	a	ISO 15744 - dB(A)	in.	
CP3550-120	615 160 0620	12,000	1.5	1100	15/64 (6.0mm)	55	26	2.65	1.2	9.76	248	<2.5	78	89	3/8
CP3550-180	615 160 0630	18,000	1.5	1100	15/64 (6.0mm)	55	26	2.65	1.2	9.76	248	3.5	80	91	3/8

All models: Hose int. 3/8" (10 mm) - @90 PSI (@6.3 Bar)

Listed specifications are for reference only. Please check documents in each tool.

Straight Die Grinders



CP3019 SERIES

Power capacity < 0.5 hp (375 W)

HIGH PERFORMANCE IN A COMPACT PACKAGE

High performance in a compact industrial Air angle die grinder tool with a powerful 0.5 hp (375 W) motor.



FEATURES AND BENEFITS

- Highest durability in demanding applications, up to 2,000 hours maintenance intervals
- Streamlined safety lever for operator safety
- Powerful 0.5 hp (375 W) governed motor ensures safety
- Compact body with an insulating composite over-housing for operator comfort and superior ergonomics

See accessories page 93

MODEL	PART NUMBER	FREE SPEED		POWER		COLLET CAPACITY		AIR CONS. @LOAD		NET WEIGHT		LENGTH		VIBRATION LEVEL ISO 28927 (M/S ²)	SOUND PRESS.	SOUND POWER	AIR INLET
		rpm	hp	W	in. (mm)	cfm	l/s	lb	kg	in.	mm	a	ISO 15744 - dB(A)	in.			
CP3019-18	615 160 0090	18,000	0.5	370	1/4 (6.4mm)	15	7.1	0.84	0.38	6.65	169	<2.5	75.8	86.8	1/4		
CP3019-20	615 160 0100	20,000	0.5	370	1/4 (6.4mm)	19	9	0.84	0.38	6.65	169	4.1	74.7	85.7	1/4		
CP3019-25	615 160 0110	25,000	0.5	370	1/4 (6.4mm)	19	9	0.84	0.38	6.65	169	2.6	77.7	88.7	1/4		
CP3019-31	615 160 0120	31,000	0.5	370	1/4 (6.4mm)	21	10	0.84	0.38	6.65	169	3.3	79.3	90.3	1/4		
CP3019-40	615 160 0130	40,000	0.5	370	1/4 (6.4mm)	22	10	0.84	0.38	6.65	169	<2.5	81.2	92.2	1/4		
CNOMO: NOT FOR NA MARKET																	
CP3019-20 CNOMO	615 160 0340	20,000	0.5	370	1/4 (6.4mm)	19	9	0.84	0.38	6.65	169	<2.5	74	85	1/4		
CP3019-25 CNOMO	615 160 0350	25,000	0.5	370	1/4 (6.4mm)	19	9	0.84	0.38	6.65	169	<2.5	78	89	1/4		
CP3019-31 CNOMO	615 160 0360	31,000	0.5	370	1/4 (6.4mm)	21	10	0.84	0.38	6.65	169	2.8	77	88	1/4		
CP3019-40 CNOMO	615 160 0370	40,000	0.5	370	1/4 (6.4mm)	22	10	0.84	0.38	6.65	169	2.8	77	88	1/4		

All models: Hose int. 3/8" (10 mm) - @90 PSI (@6.3 Bar)

Listed specifications are for reference only. Please check documents in each tool.

Straight Die Grinders



CP3119 SERIES

Power capacity < 1.2 hp (900 W)

STRAIGHT DIE GRINDER FOR HIGH PERFORMANCE

A complete line of Air straight die grinders with a 1.2 hp (900 W) motor, including short and long reach, designed for high performance in high productivity industrial grinding applications.



FEATURES AND BENEFITS

- Highest durability in demanding applications, up to 2,000 hours maintenance intervals
- Streamlined safety lever for operator safety
- Steel housing with an insulating composite over-housing for operator comfort and superior ergonomics
- Powerful 0.8hp (600 W) governed motor



See accessories page 93

MODEL	PART NUMBER	FREE SPEED	POWER		COLLET CAPACITY	AIR CONS. @LOAD		NET WEIGHT		LENGTH		VIBRATION LEVEL ISO 28927 (M/S ²)	SOUND PRESS.	SOUND POWER	AIR INLET
		rpm	hp	W	in. (mm)	cfm	l/s	lb	kg	in.	mm	a	ISO 15744 - dB(A)	in.	
CP3119-010	615 170 1680	1,000	1.2	900	1/4 (6.4mm)	36	17	3.09	1.4	8.74	222	3.8	81	92	3/8
CP3119-12	615 160 0050	12,000	1.2	900	1/4 (6.4mm)	33	16	2.2	1	8.74	222	<2.5	76	71	3/8
CP3119-15	615 160 0060	15,000	1.2	900	1/4 (6.4mm)	36	17	2.2	1	8.74	222	3.8	81	92	3/8
CP3119-18	615 160 0070	18,000	1.2	900	1/4 (6.4mm)	38	18	2.2	1	8.74	222	2.9	80	91	3/8
CP3119-22	615 160 0080	22,000	1.2	900	1/4 (6.4mm)	38	18	2.2	1	8.74	222	<2.5	81	92	3/8
CP3119-035	615 170 1670	3,500	1.2	900	1/4 (6.4mm)	38	18	3.09	1.4	8.74	222	<2.5	81	92	3/8
CP3119-060	615 170 1660	5,500	1.2	900	1/4 (6.4mm)	36	17	3.09	1.4	14.21	361	<2.5	81	92	3/8
CNOMO: NOT FOR NA MARKET															
CP3119-010 CNOMO	615 170 1200	1,000	1.2	900	15/64 (6.0mm)	33	16	3.09	1.4	8.74	222	<2.5	76	87	3/8
CP3119-12 CNOMO	615 160 0380	12,000	1.2	900	15/64 (6.0mm)	33	16	2.2	1	8.74	222	<2.5	75	86	3/8
CP3119-15 CNOMO	615 160 0390	15,000	1.2	900	15/64 (6.0mm)	36	17	2.2	1	8.74	222	<2.5	80	92	3/8
CP3119-18 CNOMO	615 160 0400	18,000	1.2	900	15/64 (6.0mm)	38	18	2.2	1	8.74	222	<2.5	81	92	3/8
CP3119-22 CNOMO	615 160 0410	22,000	1.2	900	15/64 (6.0mm)	38	18	2.2	1	8.74	222	<2.5	81	92	3/8
CP3119-035 CNOMO	615 170 1210	3,500	1.2	900	15/64 (6.0mm)	33	16	3.09	1.4	8.74	222	2.9	80	91	3/8
CP3119-060 CNOMO	615 170 1220	5,500	1.2	900	15/64 (6.0mm)	33	16	3.09	1.4	14.21	361	<2.5	76	87	3/8

All models: Hose int. 3/8" (10 mm) - @90 PSI (@6.3 Bar)

Listed specifications are for reference only. Please check documents in each tool.

Straight Die Grinders



CP3109 SERIES

Power capacity < 0.8 hp (600 W)

HIGHLY DURABLE BEVEL GEAR FOR HIGH PERFORMANCE

High durability in a high productivity industrial straight die Grinder tool with a powerful 0.85 hp (600 W) motor.



FEATURES AND BENEFITS

- Highest durability in demanding applications, up to 2,000 hours maintenance intervals
- Streamlined safety lever for operator safety
- Steel housing with an insulating composite over-housing for operator comfort and superior ergonomics
- Powerful 0.8hp (600 W) governed motor

See accessories page 93

MODEL	PART NUMBER	FREE SPEED		POWER		COLLET CAPACITY		AIR CONS. @LOAD		NET WEIGHT		LENGTH		VIBRATION LEVEL ISO 28927 (M/S ²)	SOUND PRESS.	SOUND POWER	AIR INLET
		rpm	hp	W	in. (mm)	cfm	l/s	lb	kg	in.	mm	a	ISO 15744 - dB(A)	in.			
CP3109-15	615 170 1630	15,000	0.8	600	1/4 (6.4mm)	31	15	1.98	0.9	8.74	222	3.4	74	85	3/8		
CP3109-19	615 160 0020	19,000	0.8	600	1/4 (6.4mm)	31	15	1.98	0.9	8.74	222	3.1	76	87	3/8		
CP3109-24	615 160 0030	24,000	0.8	600	1/4 (6.4mm)	31	15	1.98	0.9	8.74	222	<2.5	81	92	3/8		
CP3109-24RT	615 170 2900	24,000	0.8	600	1/4 (6.4mm)	31	15	2.64	1.2	8.74	222	4.97	82	93	3/8		
CP3109-28	615 160 0040	28,000	0.8	600	1/4 (6.4mm)	31	15	1.98	0.9	8.74	222	<2.5	85	96	3/8		
CNOMO: NOT FOR NA MARKET																	
CP3109-15 CNOMO	615 170 1230	15,000	0.8	600	15/64 (6.0mm)	31	15	1.98	0.9	8.74	222	<2.5	74	85	3/8		
CP3109-19 CNOMO	615 170 1240	19,000	0.8	600	15/64 (6.0mm)	31	15	1.98	0.9	8.74	222	<2.5	74	85	3/8		
CP3109-24 CNOMO	615 170 1250	24,000	0.8	600	15/64 (6.0mm)	31	15	1.98	0.9	8.74	222	<2.5	82	93	3/8		
CP3109-28 CNOMO	615 170 1260	28,000	0.8	600	15/64 (6.0mm)	31	15	1.98	0.9	8.74	222	4.6	85	96	3/8		

All models: Hose int. 3/8" (10 mm) - @90 PSI (@6.3 Bar)

Listed specifications are for reference only. Please check documents in each tool.

Die Grinders

Extended Shaft straight die grinders.
Power capacity < 0.6hp (420W)



27,000 RPM



24,000 RPM



CP7410

CHANGING A CARBIDE BURR HAS NEVER BEEN EASIER!

FEATURES AND BENEFITS

- Burrs easily changeable allowing the operator to use only one wrench thanks to the new spindle lock system.
- Good surface grip avoiding the tool to slip once in operator's hand thanks to the handle's material (TPR) and ergonomics.
- High application coverage thanks to the multitude of heads (short & long straight, 120°, 90°)
- Less heat transfer between the motor and the sleeve thanks to the composite housing

CP860ES

DURABLE PARTNER FOR GENERAL MAINTENANCE USE

FEATURES AND BENEFITS

- Rugged and energy efficient 0.54 hp (400 W) motor for better productivity
- Adjustable speed regulator & lock-off throttle
- Square handle design for greater comfort



CP7412

Same features as CP7410 with 22,000 rpm

CP860ESE

Same features as CP860ES with 6 mm collet

See accessories page 93

MODEL	PART NUMBER	FREE SPEED		POWER			AIR CONS. @LOAD		NET WEIGHT		LENGTH		VIBRATION LEVEL ISO 28927 (M/S ²)	SOUND PRESS.	SOUND POWER	AIR INLET
		rpm	hp	W	in. (mm)	cfm	l/s	lb	kg	in.	mm	a	ISO 15744 - dB(A)	in.		
CP7410	894 107 4100	27,000	0.3	250	15/64 (6.0mm)	2.1	1	1.43	0.65	9.76	248	4.9	76.1	87.1	1/4	
CP7412	894 107 4120	22,000	0.6	420	15/64 (6.0mm)	3	1.4	2.43	1.1	12.99	330	2.6	80.4	91.4	1/4	
CP860ES	T023193	24,000	0.5	400	1/4 (6.4mm)	23	10	2.09	0.95	11.57	294	3.7	92.6	103.5	1/4	
CP860ESE	T023354	24,000	0.5	400	1/4 (6.4mm)	23	10	2.09	0.95	11.57	294	3.7	93	103.6	1/4	

All models: Hose int. 3/8" (10 mm) - @90 PSI (@6.3 Bar)

Listed specifications are for reference only. Please check documents in each tool.

Extended shaft straight die grinders. Power capacity < 1hp (750W)



25,000 RPM



18,000 RPM



CP9113GES

ROBUST STEEL CONSTRUCTION

FEATURES AND BENEFITS

- Machined steel housing for a robust construction.
- Front exhaust to eliminate dust and to give better visibility
- Up to 1 hp (750 W) industrial grade motor and 25,000 rpm for a perfect material removal result

CP3451-18SEC

INDUSTRIAL GRADE EXTENDED SHAFT DIE GRINDER

FEATURES AND BENEFITS

- Industrial grade durability up to 1,000 hours between maintenance intervals
- Machined aluminum housing for a lightweight easy to use Die Grinder.
- Streamlined safety lever
- 1 hp (750 W) industrial grade motor and 25,000 rpm for a perfect material removal result
- Superior ergonomics with 2-handed handling

See accessories page 93

MODEL	PART NUMBER	FREE SPEED		POWER		COLLET CAPACITY	AIR CONS. @LOAD		NET WEIGHT		LENGTH		VIBRATION LEVEL ISO 28927 (M/S ²)	SOUND PRESS.	SOUND POWER	AIR INLET
		rpm	hp	W	in. (mm)		cfm	l/s	lb	kg	in.	mm				
CP9113GES	615 160 2070	25,000	1	750	1/4 (6.4mm)	31	15	3.57	1.62	12.6	320	2.7	82.5	93.5	3/8	
CP3451-18SEC	615 160 2010	18,000	1	750	15/64 (6.0mm)	36	17	3.09	1.4	12.99	330	2.7	83.8	94.8	3/8	

All models: Hose int. 3/8" (10 mm) - @90 PSI (@6.3 Bar)

Listed specifications are for reference only. Please check documents in each tool.



Extended Shaft Straight Die Grinders



18,000 RPM

CP3550-180ES

Power capacity 1.4hp (1000W)

INDUSTRIAL TOUGH AND EASY TO HANDLE

Ergonomic Angle die grinder designed with an extremely durable bevel gear and governed 1.5 hp (1100 W) motor for your industrial grinding applications.



FEATURES AND BENEFITS

- Industrial grade durability up to 1,000 hours between maintenance intervals
- Streamlined safety lever for operator safety.
- 1.5 hp (1,100 W) governed motor to maintain maximal abrasive speed
- Spindle lock button allows for fast carbide burr replacement to reduce tool downtime

CP3550-120ES

Same features as CP3550-180ES with 12,000 RPM

See accessories page 93

MODEL	PART NUMBER	FREE SPEED	POWER			COLLET CAPACITY	AIR CONS. @LOAD		NET WEIGHT		LENGTH		VIBRATION LEVEL ISO 28927 (M/S ²)	SOUND PRESS.	SOUND POWER	AIR INLET
		rpm	hp	W	in. (mm)	cfm	l/s	lb	kg	in.	mm	a	ISO 15744 - dB(A)	in.		
CP3550-120ES	615 160 2350	12,000	1.4	1000	15/64 (6.0mm)	55	26	3.09	1.4	14.37	365	<2.5	77	88	3/8	
CP3550-180ES	615 160 2360	18,000	1.4	1000	15/64 (6.0mm)	55	26	3.09	1.4	14.37	365	<2.5	81	92	3/8	

All models: Hose int. 3/8" (10 mm) - @90 PSI (@6.3 Bar)

Listed specifications are for reference only. Please check documents in each tool.

Extended Shaft Straight Die Grinders



CP3019ES SERIES

Power capacity < 0.5 hp (370W)

STRAIGHT COMPACT DESIGN FOR HIGH PERFORMANCE

High performance in a compact industrial Air straight or straight extended die grinder tool with a powerful 0.5 hp (375 W) motor.



FEATURES AND BENEFITS

- Highest durability in demanding applications, up to 2,000 hours maintenance intervals
- Streamlined safety lever for operator safety
- Powerful 0.5 hp (375 W) governed motor ensures safety
- Compact body with an insulating composite over-housing for operator comfort and superior ergonomics

See accessories page 93

MODEL	PART NUMBER	FREE SPEED	POWER		COLLET CAPACITY	AIR CONS. @LOAD		NET WEIGHT		LENGTH		VIBRATION LEVEL ISO 28927 (M/S ²)	SOUND PRESS.	SOUND POWER	AIR INLET
		rpm	hp	W	in. (mm)	cfm	l/s	lb	kg	in.	mm	a	ISO 15744 - dB(A)	in.	
CP3019-20ES	615 160 2170	20,000	0.5	370	1/4 (6.4mm)	18	8.5	1.26	0.57	9.8	249	3.7	73.8	84.8	1/4
CP3019-25ES	615 160 2180	25,000	0.5	370	1/4 (6.4mm)	19	9	1.26	0.57	9.8	249	3.2	76.9	87.9	1/4
CP3019-31ES	615 160 2190	31,000	0.5	370	1/4 (6.4mm)	19	9.4	1.26	0.57	9.8	249	3.6	80.7	91.7	1/4
CP3019-40ES	615 160 2200	40,000	0.5	370	1/4 (6.4mm)	21	10	1.26	0.57	9.8	249	3	80.3	91.3	1/4
CNOMO: NOT FOR NA MARKET															
CP3019-20ES CNOMO	615 160 2210	20,000	0.5	370	1/4 (6.4mm)	18	8.5	1.26	0.57	9.8	249	2.9	75	86	1/4
CP3019-25ES CNOMO	615 160 2220	25,000	0.5	370	1/4 (6.4mm)	19	9	1.26	0.57	9.8	249	4.7	78	89	1/4
CP3019-31ES CNOMO	615 160 2230	31,000	0.5	370	1/4 (6.4mm)	19	9.4	1.26	0.57	9.8	249	<2.5	80	91	1/4
CP3019-40ES CNOMO	615 160 2240	40,000	0.5	370	1/4 (6.4mm)	21	10	1.26	0.57	9.8	249	<2.5	78	89	1/4

All models: Hose int. 3/8" (10 mm) - @90 PSI (@6.3 Bar)

Listed specifications are for reference only. Please check documents in each tool.

Extended Shaft Straight Die Grinders



CP3109 SERIES

Power capacity < 0.8 hp (600W)

HIGHLY DURABLE BEVEL GEAR FOR HIGH PERFORMANCE

High durability in a high productivity industrial straight die Grinder tool with a powerful 0.85 hp (600 W) motor.



FEATURES AND BENEFITS

- Highest durability in demanding applications, up to 2,000 hours maintenance intervals
- Streamlined safety lever for operator safety
- Steel housing with an insulating composite over-housing for operator comfort and superior ergonomics
- Powerful 0.8hp (600 W) governed motor

See accessories page 93

MODEL	PART NUMBER	FREE SPEED	POWER	COLLET CAPACITY	AIR CONS. @LOAD	NET WEIGHT	LENGTH	VIBRATION LEVEL ISO 28927 (M/S ²)	SOUND PRESS.	SOUND POWER	AIR INLET				
		rpm	hp	W	in. (mm)	cfm	l/s	lb	kg	in.	mm	a	ISO 15744 - dB(A)	in.	
CP3109-15ES	615 170 1550	15,000	0.8	600	1/4 (6.4mm)	31	15	2.87	1.3	14.21	361	2.5	76	87	3/8
CP3109-19ES	615 160 2080	19,000	0.8	600	1/4 (6.4mm)	31	15	2.87	1.3	14.29	363	<2.5	76	87	3/8
CP3109-24ES	615 160 2090	24,000	0.8	600	1/4 (6.4mm)	31	15	2.87	1.3	14.21	361	<2.5	81	92	3/8
CP3109-28ES	615 160 2100	28,000	0.8	600	1/4 (6.4mm)	31	15	2.87	1.3	14.21	361	<2.5	85	96	3/8
CNOMO: NOT FOR NA MARKET															
CP3109-15ES CNOMO	615 170 1040	15,000	0.8	600	15/64 (6.0mm)	31	15	2.87	1.3	14.29	363	<2.5	76	87	3/8
CP3109-19ES CNOMO	615 170 1050	19,000	0.8	600	15/64 (6.0mm)	31	15	2.87	1.3	14.29	363	<2.5	76	87	3/8
CP3109-24ES CNOMO	615 170 1060	24,000	0.8	600	15/64 (6.0mm)	31	15	2.87	1.3	14.29	363	2.6	81	92	3/8
CP3109-28ES CNOMO	615 170 1070	28,000	0.8	600	15/64 (6.0mm)	31	15	2.87	1.3	14.29	363	<2.5	85	96	3/8

All models: Hose int. 3/8" (10 mm) - @90 PSI (@6.3 Bar)

Listed specifications are for reference only. Please check documents in each tool.

Extended Shaft Straight Die Grinders



18,000 RPM

CP3119ES SERIES

Power capacity < 1.2 hp (900W)

STRAIGHT DIE GRINDER FOR HIGH PERFORMANCE

A complete line of Air straight die grinders with a 1.2 hp (900 W) motor, including short and long reach, designed for high performance in high productivity industrial grinding applications.



FEATURES AND BENEFITS

- Highest durability in demanding applications, up to 2,000 hours maintenance intervals
- Streamlined safety lever for operator safety
- Available with extended body with one-piece steel structure for high resistance
- Powerful 1.2 hp (900 W) governed motor
- Steel housing with an insulating composite over-housing for operator comfort and superior ergonomics

See accessories page 93

MODEL	PART NUMBER	FREE SPEED		POWER		COLLET CAPACITY		AIR CONS. @LOAD		NET WEIGHT		LENGTH		VIBRATION LEVEL ISO 28927 (M/S ²)	SOUND PRESS.	SOUND POWER	AIR INLET
		rpm	hp	W	in. (mm)	cfm	l/s	lb	kg	in.	mm	a	ISO 15744 - dB(A)	in.			
CP3119-12ES	615 160 2110	12,000	1.2	900	1/4 (6.4mm)	33	16	3.09	1.4	14.21	361	<2.5	76	87	3/8		
CP3119-15ES	615 160 2120	15,000	1.2	900	1/4 (6.4mm)	36	17	3.09	1.4	14.21	361	<2.5	81	92	3/8		
CP3119-18ES	615 160 2130	18,000	1.2	900	1/4 (6.4mm)	38	18	3.09	1.4	14.21	361	<2.5	80	91	3/8		
CP3119-22ES	615 160 2140	22,000	1.2	900	1/4 (6.4mm)	38	18	3.09	1.4	14.21	361	2.6	81	92	3/8		
CNOMO: NOT FOR NA MARKET																	
CP3119-12ES CNOMO	615 160 2250	12,000	1.2	900	15/64 (6.0mm)	33	16	3.09	1.4	14.29	363	<2.5	76	87	3/8		
CP3119-15ES CNOMO	615 160 2260	15,000	1.2	900	15/64 (6.0mm)	36	17	3.09	1.4	14.29	363	<2.5	81	92	3/8		
CP3119-18ES CNOMO	615 160 2270	18,000	1.2	900	15/64 (6.0mm)	38	18	3.09	1.4	14.29	363	<2.5	80	91	3/8		
CP3119-22ES CNOMO	615 160 2280	22,000	1.2	900	15/64 (6.0mm)	38	18	3.09	1.4	14.29	363	<2.5	81	92	3/8		

All models: Hose int. 3/8" (10 mm) - @90 PSI (@6.3 Bar)

Listed specifications are for reference only. Please check documents in each tool.

L&XL Extended Shaft Straight Die grinders




CP3119-12EXL

Power capacity < 1.2hp (900W)

STRAIGHT DIE GRINDER FOR HIGH PERFORMANCE

A complete line of Air straight die grinders with a 1.2 hp (900 W) motor, including short and long reach, designed for high performance in high productivity industrial grinding applications.



CP3119-12EL

Same feature as CP3119-12EXL with 603 mm extended body

FEATURES AND BENEFITS

- Highest durability in demanding applications, up to 2,000 hours maintenance intervals
- Streamlined safety lever for operator safety
- Available with extended body with one-piece steel structure for high resistance
- Powerful 1.2 hp (900 W) governed motor
- Steel housing with an insulating composite over-housing for operator comfort and superior ergonomics

See accessories page 93









































MODEL	PART NUMBER	FREE SPEED	POWER		COLLET CAPACITY		AIR CONS. @LOAD		NET WEIGHT		LENGTH		VIBRATION LEVEL ISO 28927 (M/S ²)	SOUND PRESS.	SOUND POWER	AIR INLET
			rpm	hp	W	in. (mm)	cfm	l/s	lb	kg	in.	mm				
CP3119-12EL	615 160 2150	12,000	1.2	900	1/4 (6.4mm)	33	16	4.63	2.1	23.74	603	<2.5	74	85	3/8	
CP3119-12EXL	615 160 2160	12,000	1.2	900	1/4 (6.4mm)	33	16	5.95	2.7	33.58	853	3	74	72	3/8	
CNOMO: NOT FOR NA MARKET																
CP3119-12EL CNOMO	615 170 1080	12,000	1.2	900	15/64 (6.0mm)	33	16	4.63	2.1	23.74	603	<2.5	74	85	3/8	
CP3119-12EXL CNOMO	615 170 1090	12,000	1.2	900	15/64 (6.0mm)	33	16	5.95	2.7	33.58	853	<2.5	74	86	3/8	

All models: Hose int. 3/8" (10 mm) - @90 PSI (@6.3 Bar)

Listed specifications are for reference only. Please check documents in each tool.

Die Grinders Accessories

ACCESSORIES INCLUDED

	MODEL	DESCRIPTION	PART NUMBER
	CP3000-600CR	Collet Ø 1/8"	205 054 8553
		Wrench	205 054 8083
	CP3000-600CR	Collet Ø 3 mm	205 054 8563
		Wrench	205 054 8083
	CP3000-3..R/F	Serie 300 collet Ø 1/4" (5,55 to 6,35 mm)	615 526 0590
		Flat wrench (2)	205 054 8063
	CP3000-5..R - CP3000-4..R/F - CP3030-4..R - CP3030-5..R	Serie 200 collet Ø 1/4" (5,55 to 6,35 mm)	615 526 0630
		Flat wrench (2)	205 054 8193
	CP3019-... - CP3019-...ES - CP3019-...AC - CP3119-...	Serie 300 collet Ø 1/4" (5,55 to 6,35 mm)	615 526 0590
		Exhaust hose L=31" (0,81 m)	615 875 1060
		Flat wrench 7/16" (11 mm)	615 801 0030
		Flat wrench 3/4" (19 mm)	615 801 0760
		CNOMO collet Ø 6 mm	615 526 0460
	CP3019-...CNOMO / CP3019-...ES CNOMO	Exhaust hose L=31" (0,81 m)	615 875 0160
		Flat wrench 24/64" (10 mm)	615 801 0020
		Flat wrench 7/16" (11 mm)	615 801 0030
	CP3030-3..R	Serie 300 collet Ø 1/4" (5,55 to 6,35 mm)	615 526 0590
		Flat wrench (2)	205 054 8063
	CP9113..	Serie 200 collet Ø 1/4" (5,55 to 6,35 mm)	615 526 0630
		Flat wrench	205 054 4513
		Flat wrench	205 054 4523
	CP3451	Serie 200 collet Ø 1/4" (5,55 to 6,35 mm)	615 526 0630
		Exhaust hose (only with CP3451-18SERC)	615 432 0110
		Cone wheel adaptor	615 542 1330
		Stem	615 801 0810
		Serie 300 collet Ø 1/4" (5,55 to 6,35 mm)	615 526 0590
	CP3109-13AC	Exhaust hose 60" (1,5 m)	615 875 1130
		Flat wrench 14 mm	615 801 0050
		Flat wrench 3/4" (19 mm)	615 801 0760
	"CP3109-.. / CP3109-...ES / CP3119-.. / CP3119-...ES	Serie 200 collet Ø 1/4" (5,55 to 6,35 mm)	615 526 0630
		Exhaust hose 60" (1,5 m)	615 875 1130
		Flat wrench 14 mm	615 801 0050
		Flat wrench 3/4" (19 mm)	615 801 0760
	CP3119-...CNOMO / CP3119-...ES CNOMO	Collet holder extension L=28 mm (1,1")	615 523 0180
		CNOMO collet Ø 6 mm	615 526 0490
		Exhaust hose 60" (1,5 m)	615 875 1130
		Flat wrench 14 mm	615 801 0050
	CP3119-12EL / CP3119-12EXL	Exhaust hose L= 60" (1,5 m)	615 875 1130
		Air hose nipple for 3/8" ID hose	615 704 0170
		Flat wrench 14 mm	615 801 0050
		Flat wrench 3/4" (19 mm)	615 801 0760
	CP3550-120/CP3550-180 (ES)	Collet 1/4"	615 526 0630
		Collet holder	615 526 0860
		Exhaust Kit	615 399 5110
		Spanner	205 049 6453
	CP3650-120/CP3650-180 (ES)	Exhaust Hose Kit	615 399 5230
		Collet 1/4"	615 526 0630
		Collet 3 mm	205 048 4292
	CP7405/CP7406/CP7408/CP7410/CP7411/CP7412	Collet 1/4"	205 048 4293
		Collet 6 mm	C139289
		Spanner 11&17MM	205 048 4423
	CP875/CP876	Collet 1/4"	C138727
		Collet 6 mm	C139289
		Wrench-Spanner	CA144807
	CP860/CP860E/CP860ES/860ESE	Collet 1/4"(CP860 & CP860ES)	C138727
		Collet 6 mm (CP860ES & CP860ESE)	C139289
		Collet 3 mm	205 048 6503
	CP9104Q	Collet 1/8"	205 050 7873
		Collet holder kit	894 016 8862
		Spanner	205 048 6553


Die Grinders Accessories

OPTIONAL ACCESSORIES

COLLET


SERIES 200 COLLET

TOOL'S MODEL	COLLET CAPACITY	ACCESSORY'S PART NUMBER
CP3000-5..R/F	Collet Ø 3,2 to 4 mm	615 526 1510
CP3000-4..R/F	Collet Ø 3,7 to 4,5 mm	615 526 1520
CP3030-4..R	Collet Ø 5,2 to 6 mm	615 526 0620
CP3030-5..R	Collet Ø 1/4" (5,55 to 6,35 mm)	615 526 0630
CP3109-..	Collet Ø 7,2 to 8 mm	615 526 0640
CP3119-.. CP3451-..	Collet Ø 3/8" (8.7 to 9.5 mm)	615 526 0650
CP9113G/ P9113GES	Collet Ø 1/4" (5,55 to 6,35 mm)	615 526 0630

TOOL'S MODEL	COLLET CAPACITY	ACCESSORY'S PART NUMBER
 CP875/CP876	3 mm	205 048 4292
	6 mm	205 048 4293
	1/4"	C139289
	1/8"	205 051 6623
	1/4"	C138727

SILENCERS


TOOL'S MODEL	ACCESSORY'S DESCRIPTION	ACCESSORY'S PART NUMBER
3119-...CNOMO	Collet holder extension L=28 mm (1.1")	615 523 0180
3119-...ES CNOMO	CNOMO collet Ø 3 mm	615 526 0480
	CNOMO collet Ø 6.35 mm (1/4")	615 526 0500
	CNOMO collet Ø 8 mm	615 526 0510
	Complete silencer kit	615 396 1660
	Reinforced cloth-lined exhaust	615 875 1160
	Clippable silencer	615 396 6550

TOOL'S MODEL	COLLET CAPACITY	ACCESSORY'S PART NUMBER
CP3019-...(ES)	Kit silencer	615 396 1010
CP3000-3..R	 Clippable silencer	615 396 1240
CP3000-..R		
CP3019-..		
CP3030-..R		





SERIES 300 COLLET

TOOL'S MODEL	COLLET CAPACITY	ACCESSORY'S PART NUMBER
CP3000-3..R/F	Collet Ø 1/8" (2,4 to 3,2 mm)	615 526 0610
CP3019-...(ES)	Collet Ø 4,2 to 5 mm	615 526 1530
CP3019-..	Collet Ø 3/64" (0,4 to 1,2 mm)	615 526 0520
CP3109-13AC	Collet Ø 5/64" (1,2 to 2 mm)	615 526 0530
	Collet Ø 3/32" (1,7 to 2,5 mm)	615 526 0540
	Collet Ø 1/8" (2,4 to 3,2 mm)	615 526 0550
CP3030-3..R/F	Collet Ø 5/32" (3,16 to 3,96 mm)	615 526 0560
	Collet Ø 3/16" (3,95 to 4,75 mm)	615 526 0570
	Collet Ø 7/32" (4,75 to 5,55 mm)	615 526 0580
	Collet Ø 1/4" (5,55 to 6,35 mm)	615 526 0590

ADAPTER

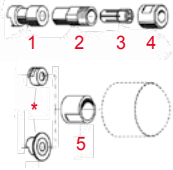
ACCESSORIES DESCRIPTION	ACCESSORY'S PART NUMBER
 Collet adaptor allows use 1/8" shank burs with any 1/4" collet Die grinder	C123029

TOOL'S MODEL	ACCESSORY'S DESCRIPTION	ACCESSORY'S PART NUMBER
3019-...CNOMO	CNOMO collet Ø 2.5 mm	615 526 0890
3019-...ES CNOMO	CNOMO collet Ø 3 mm	615 526 0440
	CNOMO collet Ø 3.2 mm (1/8")	615 526 0450
	CNOMO collet Ø 4 mm (5/32")	615 526 0900
	CNOMO collet Ø 5 mm	615 526 0920
	CNOMO collet Ø 6.4 mm (1/4")	615 526 0470
	Complete silencer kit	615 396 1010
	Clippable silencer	615 396 1240
	Grease gun (capacity 24 g.- 0.8 oz)	615 990 1490
	Grease for bevel gear (1kg. - 2.2lb.)	615 990 1480

TOOL'S MODEL	ITEM	COLLET CAPACITY	ACCESSORY'S PART NUMBER
CP3109-..	1	Kit silencer	615 396 1660
CP3119-..		Clippable silencer	
CP3109-13AC	2	 1 2	615 396 6550
CP3650-120AC			
	3	Kit silencer 	615 574 0760
CP3541	4	Exhaust hose 	615 432 0110
	5	Exhaust hose adaptor* 	615 730 1870

* Needed to fit 3 and 4 on safety lever versions

OTHER ACCESSORIES



TOOLS MODEL	ITEM	COLLET CAPACITY	ACCESSORY'S PART NUMBER
CP3119--	1	Spacer for collet holder	615 666 1490
	2	Series 200 collet holder	615 523 0230
	3	Series 200 collet	see page 94
	4	Series 200 collet nut	615 607 1440
	5	Spacer for threaded cone wheel 3/8"	615 503 5160

CARBIDE BURR

SPEED GUIDE

Recommended Operating speeds. All rpm rating in the table below are listed as thousand

BURR HEAD DIAMETER	MAX OPERATING SPEED	ALUMINUM, PLASTIC		BRASS, COPPER, CAST IRON, BRONZE		UNHARDENED STEEL		HARDENED STEEL, STAINLESS STEEL, NIMONIC ALLOYS	
		Speed Range	Recomm. Start Point	Speed Range	Recomm. Start Point	Speed Range	Recomm. Start Point	Speed Range	Recomm. Start Point
3 mm (1/8")	100	60-80	65	45-80	65	60-80	80	60-80	80
6 mm (1/4")	65	15-60	40	22-60	45	45-60	50	30-45	40
10 mm (3/8")	55	10-50	25	15-40	30	30-40	30	19-30	25
12 mm (1/2")	35	7-30	20	11-30	25	22-30	25	15-22	20
16 mm (5/8")	25	6-20	15	9-20	20	18-20	20	12-18	15
20 mm (3/4")	20	5-21	10	8-17	12	15-17	15	10-15	10
25 mm (1")	15	4-13	8	6-13	10	10-13	10	7-11	8

Recommended speeds are based on standard shank length of 45 mm / (1-3/4") max overhang of 10 mm (3/8")
 Maximum recommended operating speeds for extended length shanks is 15,000 rpm

Chicago Pneumatic offers a wide range of products that will cover virtually every application on industry.

CP OFFERS THREE DIFFERENT TYPES OF CUT



DOUBLE CUT

The most common on the market, to be used on hard metal application



FOUNDRY CUT

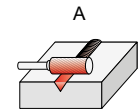
When high performance and durability is a must, to be used on hard metal application



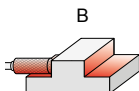
ALUMINUM CUT

To be used on all soft metals

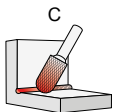
BURR SHAPES



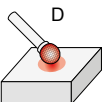
A
Cylinder w/o endcut



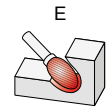
B
Cylinder with endcut



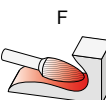
C
Ball nosed cylinder



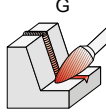
D
Ball



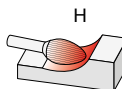
E
Oval



F
Ball nosed tree



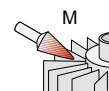
G
Pointed Tree



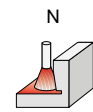
H
Flame



L
Ball nose cone



M
Cone



N
Inverted Cone

Die Grinders Accessories

CARBIDE BURR KITS

DOUBLE CUT



1/8" Ø SHANK

Part No. 894 017 2240

Kit includes:

- 10 pieces
- 1/8" head for imperial shapes: A, B, C, D, E, F, G, L, M, N



1/4" Ø SHANK

Part No. 894 017 2242

Kit includes:

- 5 pieces
- 3/8" head; shapes: B, C.
- 1/2" head; shapes: C, F, L



3 mm Ø SHANK

Part No. 894 017 1785

Kit includes:

- 10 pieces
- 3 mm head for metric shapes: A, B, C, D, E, F, G, L, M, N



6 mm Ø SHANK

Part No. 894 017 1787

Kit includes:

- 5 pieces
- 10 mm head; shapes: B, C.
- 12 mm head; shapes: C, F, L

POWER CUT



1/4" Ø SHANK

Part No. 894 017 2241

Kit includes:

- 5 pieces
- 1/2" head for imperial shapes: B, C, F, G, L

ALUMINUM CUT



1/4" Ø SHANK

Part No. 894 017 2243

Kit includes:

- 5 pieces
- 3/8" head; shapes: B, C.
- 1/2" head; shapes: C, F, L



6 mm Ø SHANK

Part No. 894 017 1786

Kit includes:

- 5 pieces
- 10 mm head; shapes: B, C.
- 12 mm head; shapes: C, F, L



6 mm Ø SHANK

Part No. 894 017 1788

Kit includes:

- 5 pieces
- 10 mm head; shapes: B, C.
- 12 mm head; shapes: C, F, L

Straight wheel grinders

Power capacity < 1.2hp (900W)



18000 RPM



CP3451-18SE3

INDUSTRIAL GRADE STRAIGHT WHEEL GRINDER

FEATURES AND BENEFITS

- Industrial grade durability up to 1,000 hours between maintenance intervals
- Machined aluminum housing for a lightweight easy to use straight Grinder
- Streamlined safety lever motor
- Insulating composite over-housing for operator comfort
- Superior ergonomics with 2-handed handling



18000 RPM



CP3119-18ES3

SUPER INDUSTRIAL STRAIGHT WHEEL GRINDER

FEATURES AND BENEFITS

- Highest durability in demanding applications, up to 2,000 hours maintenance intervals
- Streamlined safety lever and 1.2 hp (900 W) governed motor for operator safety
- Long steel housing with an insulating composite over-housing for operator comfort
- Superior ergonomics with 2-handed handling



12000 RPM



CP3119-123X

SUPER INDUSTRIAL STRAIGHT WHEEL GRINDER

FEATURES AND BENEFITS

- Highest durability in demanding applications, up to 2,000 hours maintenance intervals
- Streamlined safety lever and 1.2 hp (900 W) governed motor for operator safety
- Long steel housing with an insulating composite over-housing for operator comfort
- Superior ergonomics with 2-handed handling

See accessories page 93

MODEL	PART NUMBER	FREE SPEED	POWER		MAX WHEEL CAPACITY		SPINDLE THREAD	AIR CONS. @LOAD		NET WEIGHT		LENGTH		VIBRATION LEVEL ISO 28927 (M/S2)	SOUND PRESS.	SOUND POWER	AIR INLET
		rpm	hp	W	in.	mm	in.	cfm	l/s	lb	kg	in.	mm	a	ISO 15744 - dB(A)	in.	
CP3119-123X	615 160 6070	12000	1.2	900	3	80	1/2-13 UNC	33	16	3.75	1.7	9.29	236	<2.5	70	-	3/8
CP3119-12ES3	615 160 6010	12000	1.2	900	3	80	3/8-24 UNF	33	16	3.75	1.7	13.31	338	<2.5	81	92	3/8
CP3119-12ES3X	615 160 6030	12000	1.2	900	3	80	1/2-13 UNC	33	16	3.75	1.7	13.31	338	<2.5	77	88	3/8
CP3119-12ES4	615 160 6020	12000	1.2	900	4	100	3/8-24 UNF	33	16	3.97	1.8	13.31	338	<2.5	78	89	3/8
CP3119-15ES2	615 160 6040	15000	1.2	900	2-1/2	63	3/8-24 UNF	33	16	3.53	1.6	13.31	338	<2.5	77	88	3/8
CP3119-15ES3	615 160 6050	15000	1.2	900	3	80	3/8-24 UNF	33	16	3.75	1.7	13.31	338	2.7	78	89	3/8
CP3119-18ES3	615 160 6060	18000	1.2	900	3	80	3/8-24 UNF	33	16	3.75	1.7	13.31	338	5.3	77	88	3/8
CP3451-18SE3	615 160 2030	18000	1	750	3	80	3/8-24 UNF	36	17	3.53	1.6	13.82	351	112	815	94.8	3/8

All models: Hose int. 3/8" (10 mm) - @90 PSI (@6.3 Bar)

Listed specifications are for reference only. Please check documents in each tool.

Straight wheel grinders

Straight wheel grinders
Power capacity < 3.6hp (2700W)



6000 RPM **CE CERTIFICATION / NOT FOR ANSI MARKET**



6000 RPM **ANSI CERTIFICATION / NOT FOR CE MARKET**



CP3249 GABSUD

CP3249-GABSYGE CP3249-GABSYG

HIGH PERFORMANCE IN HEAVY APPLICATIONS

FEATURES AND BENEFITS

- Highest durability in demanding applications with up to 2,000 hours maintenance intervals
- Double ergonomic action safety lever facilitates single-handed engagement and helps reduce risk of accidental start up
- Overspeed prevention device included, ANSI compliant for NA markets, 6" (150 mm) wheel capacity

CE CERTIFICATION / NOT FOR ANSI MARKET

CP3249-GABSUDE

Same features as CP3249-GABSYGE with 4,500 rpm

ANSI CERTIFICATION / NOT FOR CE MARKET

CP3249-GABSUD

Same features as CP3249-GABSYG with 4,500 rpm

See accessories page 93

	MODEL	PART NUMBER	FREE SPEED		POWER		MAX WHEEL CAPACITY		SPINDLE THREAD		AIR CONS. @LOAD		NET WEIGHT		LENGTH		VIBRATION LEVEL	SOUND PRESS.	SOUND POWER	AIR INLET
			rpm	hp	W	in.	mm	in.	cfm	l/s	lb	kg	in.	mm	a	ISO 15744 - dB(A)	in.			
ANSI	CP3249-GABSUD	615 160 6140	4500	3.2	2400	7	200	5/8-11 UNC	69	33	13.8	6.3	21.81	554	< 2.5	82	93	1/2		
	CP3249-GABSYG	615 160 6130	6000	3.6	2700	6	150	5/8-11 UNC	86	41	12.3	5.6	21.81	554	< 2.5	82	93	1/2		
CE	CP3249-GABSUDE	615 160 6190	4500	3.2	2400	7	200	5/8-11 UNC	69	33	13.8	6.3	19.37	492	< 2.5	82	93	1/2		
	CP3249-GABSYGE	615 160 6180	6000	3.6	2700	6	150	5/8-11 UNC	86	41	12.3	5.6	19.37	492	< 2.5	82	93	1/2		

All models: Hose int. 3/8" (10 mm) - @90 PSI (@6.3 Bar)

Listed specifications are for reference only. Please check documents in each tool.

Straight wheel grinders

Accessories

ACCESSORIES INCLUDED

MODEL		DESCRIPTION	PART NUMBER
CP3119-...		Exhaust hose L=31" (0,81 m)	615 875 1130
	1	4" (100 mm) Disc guard	615 504 1520
CP3119-12ES4	2	Rear flange 3/8"	615 503 1310
	3	Front flange 3/8"	615 502 0630
	4	Locknut	615 608 0440
		Flat wrench 9/16" (14,3 mm)	615 801 0740
CP3119-18ES3 CP3119-15ES3 CP3119-12ES3 CP3119-12ES3X		Flat wrench 3/4" (19 mm)	615 801 0760
	1	3" (80 mm) Disc guard	615 504 1510
	2	Rear flange 3/8"	615 503 1250
	3	Front flange 3/8"	615 502 0130
CP3119-123X	4	Locknut	615 608 0440
		Flat wrench 9/16" (14,3 mm)	615 801 0740
		Flat wrench 3/4" (19 mm)	615 801 0760
	1	3" (80 mm) Disc guard	615 504 1510
CP3119-15ES2	2	Rear flange 1/2"	615 503 1270
	3	Front flange 1/2"	615 502 0440
	4	Locknut	615 608 0450
		Flat wrench 3/4" (19 mm)	615 801 0760
CP3451-18SE3	1	2-1/2" (63 mm) DIS GUARD	615 504 1500
	2	REAR FLANGE 3/8"	615 503 1260
	3	FRONT FLANGE 3/8"	615 502 0430
	4	LOCKNUT	615 608 0440
CP3249-GABSUD CP3249-GABSUDE		FLAT WRENCH 11/16" (17 mm)	615 801 0320
		FLAT WRENCH 9/16" (14,3 mm)	615 801 0740
	1	GUARD 3"	615 504 1910
	2	REAR FLANGE FOR 3"	615 503 1620
CP3249-GABSYG CP3249-GABSYGE	3	FRONT FLANGE FOR 2.5"	615 502 0790
	4	NUT	615 608 0440
		SPANNER FLAT 19MM & 14MM THICK 2,7MM	205 049 6453
	1	6" (150 mm) DISC GUARD	615 504 0780
CP3249-GABSUD CP3249-GABSUDE	2	REAR FLANGE	615 503 0040
	3	FRONT FLANGE	615 502 0070
	4	LOCKNUT	615 608 0060
		WOODRUFF KEY 4X7.5X19.5	615 630 0190
CP3249-GABSYG CP3249-GABSYGE		FLAT WRENCH 1-1/16" (27 mm)	615 801 0770
	1	6" (150 mm) DISC GUARD	615 504 0790
	2	REAR FLANGE	615 503 0280
	3	FRONT FLANGE	615 502 0270
CP3249-GABSYG CP3249-GABSYGE	4	LOCKNUT	615 608 0060
		WOODRUFF KEY 4X7.5X19.5	615 630 0190
		FLAT WRENCH 1-1/16" (27 mm)	615 801 0770
	1	6" (150 mm) DISC GUARD	615 504 0790
CP3249-GABSYG CP3249-GABSYGE	2	REAR FLANGE	615 503 0280
	3	FRONT FLANGE	615 502 0270
	4	LOCKNUT	615 608 0060
		WOODRUFF KEY 4X7.5X19.5	615 630 0190
CP3249-GABSYG CP3249-GABSYGE FLAP WHEEL		FLAT WRENCH 1-1/16" (27 mm)	615 801 0770
	*	Flange supplied with flap wheel. To be drilled to fit the diameter to output shaft of the tool	

Straight Wheel Grinders Accessories

TOOL'S MODEL	COLLET CAPACITY	ACCESSORY'S PART NUMBER
CP3249-...	Kit silencer	615 399 4600

Angle Grinders

Angle Grinders 2" to 4"
Power capacity < 0.2 hp (370 W)



22,000 RPM



CP7500D

COMPACT CUTTING & GRINDING

FEATURES AND BENEFITS

- Rubber handle grip & side exhaust for better operator comfort
- Lock off safety lever & full 180° protective guard for better security
- High versatility angle grinder, designed for grinding and cutting
- Cut-off tool adapter included



20,000 RPM



CP3019-20A3

HIGH PERFORMANCE & SUSTAINABILITY ARE KEY

FEATURES AND BENEFITS

- Highest durability in demanding applications, up to 2,000 hours maintenance intervals
- Streamlined safety lever
- Governed motor for operator safety
- Compact body with an insulating composite over-housing for operator comfort and superior ergonomics

CP3019-13A4

Same features as CP3019-20A3 with 13,500 rpm and 4" wheel

CP3019-18A3

Same features as CP3019-20A3 with 18,000 rpm

See accessories page 116

MODEL	PART NUMBER	FREE SPEED	AUTO-BALANCER	POWER	MAX WHEEL CAPACITY	SPINDLE THREAD	AIR CONS. @LOAD	NET WEIGHT	LENGTH	VIBRATION LEVEL ISO 28927 (M/S ²)	SOUND PRESS.	SOUND POWER	AIR INLET					
		rpm		hp	W	in.	mm	in.	cfm	l/s	lb	kg	in.	mm	a	ISO 15744 - dB(A)	in.	
CP7500D	894 107 5001	22,000	No	0.2	150	2	50	3/8-24 UNF	8	3.8	1.3	0.59	5.51	140	19.9	81	92	1/4
CP3019-13A4	615 160 7050	13,500	No	0.5	370	4	100	3/8-24 UNF	17	8.3	0.66	0.3	6.42	163	8.6	79.3	90.3	1/4
CP3019-18A3	615 160 7060	18,000	No	0.5	370	3	75	3/8-24 UNF	19	9.1	0.66	0.3	6.42	163	12.3	80.4	91.4	1/4
CP3019-18AES3	615 170 0450	18,000	No	0.5	375	3	75	3/8-24 UNF	19	9.1	1.76	0.8	9.56	229	12.3	80	91	1/4
CP3019-20A2	615 170 4880	20,000	No	0.5	375	2	50	3/8-24 UNF	21	10	1.32	0.6	6.42	163	12.3	78	89	1/4
CP3019-20A3	615 160 7070	20,000	No	0.5	370	3	75	3/8-24 UNF	19	9	0.66	0.3	6.42	163	13.3	82.6	93.6	1/4
CP3019-20AES2	615 170 4870	20,000	No	0.5	375	2	50	3/8-24 UNF	21	10	1.76	0.8	9.56	229	12.3	78	89	1/4
CP3019-20AES3	615 170 0460	20,000	No	0.5	375	3	75	3/8-24 UNF	19	9	1.76	0.8	9.56	229	13.3	83	94	1/4

All models: Hose int. 3/8" (10 mm) - @90 PSI (@6.3 Bar)

Listed specifications are for reference only. Please check documents in each tool.



12,000 RPM



CP9120CR

LIGHTWEIGHT AND EASY HANDLING

FEATURES AND BENEFITS

- Helical bevel gear design & aluminum alloy housing for high durability
- Keyless adjustable protective guard for better security
- Ergonomic side handle



CP9120CR

See accessories page 116

MODEL	PART NUMBER	FREE SPEED	AUTO-BALANCER	POWER		MAX WHEEL CAPACITY		SPINDLE THREAD	AIR CONS. @LOAD		NET WEIGHT		LENGTH		VIBRATION LEVEL ISO 28927 (M/S ²)	SOUND PRESS.	SOUND POWER	AIR INLET
		rpm		hp	W	in.	mm	in.	cfm	l/s	lb	kg	in.	mm	a	ISO 15744 - dB(A)		
CP9120CR	615 195 2120	12,000	No	0.8	600	4	100	3/8-24 UNF	23	11	4.19	1.9	9.17	233	5.3	84	95	1/4
CP9121CR	615 195 2121	12,000	No	0.8	600	5	125	3/8-24 UNF	25	12	4.63	2.1	9.45	240	11.2	84	95	1/4
CP9122CR	615 195 2122	12,000	No	0.8	600	4-1/2	115	3/8-24 UNF	29	14	4.19	1.9	9.17	233	5.4	84	95	1/4
CP9121BR	615 195 7221	12,000	No	0.8	600	5	125	5/8-11 UNC	27	13	4.63	2.1	9.45	240	8.6	84	95	1/4
CP9122BR	615 195 7222	12,000	No	0.8	600	4-1/2	115	5/8-11 UNC	29	14	4.19	1.9	9.17	233	8.6	84	95	1/4
CP9121AR	615 195 7321	12,000	No	0.8	600	5	125	M14x2	27	13	4.63	2.1	9.45	240	6.7	84	95	1/4

All models: Hose int. 3/8" (10 mm) - @90 PSI (@6.3 Bar)

Listed specifications are for reference only. Please check documents in each tool.

Angle Grinders

4" to 5"

Power capacity < 0.2 hp (370 W)



13,000 RPM



CP854

EFFICIENT AND DURABLE

FEATURES AND BENEFITS

- High performance motor for high efficiency with its 0.6 hp (450 W)
- Helical bevel gear design & aluminum alloy housing for high durability
- 4" (100 mm) wheel capacity



13,500 RPM



CP3040GASTIM

MADE OF STEEL FOR HARSH INDUSTRIAL ENVIRONMENTS

FEATURES AND BENEFITS

- Machined steel housing designed for tough usage
- Super durable bevel gear for a robust construction
- Ultra compact for a great maneuverability in both version standard and extended shaft.
- Up to 0.7 hp (520 W) industrial grade motor and 13,000 rotations per minute for a perfect material removal result.



13,000 RPM



CP3109-13A4

EXTREMELY DURABLE FOR INDUSTRIAL APPLICATIONS

FEATURES AND BENEFITS

- Highest durability in demanding applications, up to 2,000 hours maintenance intervals
- Streamlined safety lever
- Governed motor for operator safety
- Steel housing with an insulating composite over-housing for operator comfort and superior ergonomics
- Standard or extended shaft

CP854E

Same features as CP854 with 5" wheel & M10 spindle thread

CP3040GABTIM

Same features as CP3040-GASTIM with short shaft

CP3109-13A4ES

Same features as CP3109-13A4 with extended shaft

See accessories page 116

MODEL	PART NUMBER	FREE SPEED	AUTO-BALANCER	POWER	MAX WHEEL CAPACITY	SPINDLE THREAD	AIR CONS. @LOAD	NET WEIGHT	LENGTH	VIBRATION LEVEL ISO 28927 (M/S2)	SOUND PRESS.	SOUND POWER	AIR INLET
		rpm		hp W	in. mm	in.	cfm l/s	lb kg	in. mm	a	ISO 15744 - dB(A)		in.
CP854	T023186	13,000	No	0.7 520	4 100	3/8-24 UNF	24 11	3.75 1.7	9.02 229	4.9	85	96	1/4
CP854E	T023187	12,000	No	0.7 520	5 125	M10	16 7.6	3.75 1.7	9.02 229	4.9	85	96	1/4
CP3040GABTIM	615 160 7010	13,500	No	1 750	4 100	3/8-24 UNF	26 12	3.31 1.5	8.27 210	7.2	88	99	3/8
CP3040GASTIM	615 160 7020	13,500	-	1 750	4 100	3/8-24 UNF	26 12	3.75 1.7	10.63 270	9.6	92	103	3/8
CP3109-13A4	615 160 7030	13,000	No	0.8 600	4 100	3/8-24 UNF	32 15	2.65 1.2	8.54 217	9.3	85	96	3/8
CP3109-13A4ES	615 160 7040	13,000	No	0.8 600	4 100	3/8-24 UNF	32 15	3.31 1.5	11.3 287	7.2	84	95	3/8

All models: Hose int. 3/8" (10 mm) - @90 PSI (@6.3 Bar)

Listed specifications are for reference only. Please check documents in each tool.

4" to 5"
Power capacity < 0.2 hp (370 W)



12,000 RPM



CP3450-12AA5

UNIQUE LOW PROFILE ANGLE HEAD FOR VERSATILE USE

FEATURES AND BENEFITS

- Industrial grade durability up to 1,000 hours between maintenance intervals
- Streamlined orientable safety lever for operator comfort
- Steel housing with an insulating composite over-housing for optimal handling
- Low profile angle head for better ergonomics
- Constant lubrication bevel gear design



12,000 RPM



CP7545-B

POWERFUL AND DURABLE

FEATURES AND BENEFITS

- High durability thanks to its high quality bevel gears and governed motor
- High security with its robust steel keyless adjustable wheel rotative guard and its CP safety Lever
- Streamline composite handle (right or left) and composite grip for better operator comfort
- Rear exhaust (exhaust hose included)
- 360° swivel air inlet

CP3450-12AB5

Same features as CP3450-12AA5 with 5/8-11 spindle thread

CP7550-A

Same features as CP7545-B with M14 spindle & 5" wheel

See accessories page 116

MODEL	PART NUMBER	FREE SPEED	AUTO-BALANCER	POWER		MAX WHEEL CAPACITY		SPINDLE THREAD	AIR CONS. @LOAD		NET WEIGHT		LENGTH		VIBRATION LEVEL ISO 28927 (M/S2)	SOUND PRESS.	SOUND POWER	AIR INLET
		rpm		hp	W	in.	mm	in.	cfm	l/s	lb	kg	in.	mm	a	ISO 15744 - dB(A)		in.
CP7545-B	894 107 5452	12,000	No	1.1	840	4-1/2	115	5/8-11 UNC	40	18	3.53	1.6	10.63	270	7	85	96	1/4
CP7550-A	894 107 5503	12,000	No	1.1	840	5	125	M14x2	40	18	3.53	1.6	10.63	270	7	85	96	1/4
CP3450-12AC4	615 160 4010	12,000	No	1.1	810	4	100	3/8-24 UNF	36	17	3.13	1.42	9.07	230.5	6.5	93.8	104.8	3/8
CP3450-12AC45	615 160 4030	12,000	No	1.1	810	4-1/2	115	3/8-24 UNF	36	17	3.13	1.42	9.07	230.5	8.3	93.8	104.8	3/8
CP3450-12AA5	615 160 4040	12,000	No	1.1	810	5	125	M14x2	36	17	3.75	1.7	9.09	231	-	95	-	3/8
CP3450-12AB5	615 160 4050	12,000	No	1.1	810	5	125	5/8-11 UNC	36	17	3.75	1.7	9.09	231	8.5	95	106	3/8

All models: Hose int. 3/8" (10 mm) - @90 PSI (@6.3 Bar)

Listed specifications are for reference only. Please check documents in each tool.



Angle Grinders



CP3550 SERIES

4" to 5"

Power capacity < 1.5hp (1100W)

INDUSTRIAL TOUGH AND EASY TO HANDLE

Looking for high performance and ease of use, such as quick abrasive change and swivel rotary air inlet, the CP3550 is the ideal industrial match for your grinding and cutting applications.



FEATURES AND BENEFITS

- Industrial grade durability up to 1,000 hours between maintenance intervals
- Streamlined safety lever and 1.5 hp (1,100 W) governed motor for operator safety
- Steel housing with an insulating composite over-housing for operator comfort
- Spindle lock button for fast abrasive replacement reducing tool downtime
- Rotative Inlet swivel maintains tool operation and avoids air hose knots

See accessories page 116

MODEL	PART NUMBER	FREE SPEED	AUTO-BALANCER	POWER	MAX WHEEL CAPACITY	SPINDLE THREAD	AIR CONS. @LOAD	NET WEIGHT	LENGTH	VIBRATION LEVEL ISO 28927 (M/S ²)	SOUND PRESS.	SOUND POWER	AIR INLET
		rpm		hp W	in. mm	in.	cfm l/s	lb kg	in. mm	a	ISO 15744 - dB(A)	in.	
CP3550-100AB6	615 160 7800	10,000	No	1.5 1100	6 150	5/8-11 UNC	55 26	4.63 2.1	9.96 253	6	85	96	3/8
CP3550-120AA45	615 160 7760	12,000	No	1.5 1100	4-1/2 115	M14x2	55 26	4.19 1.9	9.92 252	7.5	84	95	3/8
CP3550-120AA5	615 160 7780	12,000	No	1.5 1100	5 125	M14x2	55 26	4.19 1.9	9.92 252	-	84	-	3/8
CP3550-120AB45	615 160 7770	12,000	No	1.5 1100	4-1/2 115	5/8-11 UNC	55 26	4.19 1.9	9.92 252	7.5	84	95	3/8
CP3550-120AB5	615 160 7790	12,000	No	1.5 1100	5 125	5/8-11 UNC	55 26	4.19 1.9	9.92 252	9.8	84	95	3/8
CP3550-120AC4	615 160 7750	12,000	No	1.5 1100	4 100	3/8-24 UNF	55 26	3.75 1.7	9.92 252	6	84	95	3/8

All models: Hose int. 3/8" (10 mm) - @90 PSI (@6.3 Bar)

Listed specifications are for reference only. Please check documents in each tool.

Angle Grinders



CP3650 SERIES

4-1/2" to 6"

Power capacity < 2.4hp (1800W)

NEW

**DURABLE
PRODUCTIVITY
IN THE
TOUGHEST
WORK
ENVIRONMENTS**

CP3650 now with 25% increased durability and superior ergonomics



FEATURES AND BENEFITS

- +25% improved robustness with an exceptional bevel gear life of 2500 hours
- Governed motor for better productivity and reduced vibration
- A more durable design with a protective rubber on angle head housing and a steel swiveling air inlet
- Spindle lock button for fast and easy abrasive disc change
- Improved ergonomics with an orientable vibration damping side handle and a swiveling air inlet

See accessories page 116

MODEL	PART NUMBER	FREE SPEED	AUTO-BALANCER	POWER	MAX WHEEL CAPACITY	SPINDLE THREAD	AIR CONS. @LOAD	NET WEIGHT	LENGTH	VIBRATION LEVEL ISO 28927 (M/S2)	SOUND PRESS.	SOUND POWER	AIR INLET
		rpm		hp W	in. mm	in.	cfm l/s	lb kg	in. mm	a	ISO 15744 - dB(A)		in.
CP3650-120AA5	615 160 7860	12,000	No	2.4 1800	5 125	M14	63 29.8	4.85 2.2	9.74 247.5	7.4	90	-	3/8
CP3650-120AA5V	615 160 7870	12,000	Yes	2.4 1800	5 125	M14	63 29.8	4.85 2.2	9.74 247.5	5.2	92	-	3/8
CP3650-120AH5V	615 160 7880	12,000	Yes	2.4 1800	5 125	Hexa	63 29.8	4.85 2.2	9.74 247.5	3.8	92	-	3/8

All models: Hose int. 3/8" (10 mm) - @90 PSI (@6.3 Bar)

Listed specifications are for reference only. Please check documents in each tool.

Angle Grinders



CP3650 SERIES

Main features and characteristics



Durability

Easy adjustable guard by button pulling



New bevel gear design

Safety



Easy adjustable guard



Protective rubber



Ergonomics

Multi-position vibration damping side handle

Productivity



Steel swiveling air inlet



Rapid stop time



How to adjust safety guard



Exploring the CP3650 with our Product Marketing Manager



MODEL	L		H		WIDTH		WEIGHT	
	mm	in.	mm	in.	mm	in.	kg	lbs
CP3650-120AB45	247.5	9.74	102	4	130	5.1	2.2	4.9
CP3650-120AB5	247.5	9.74	102	4	140	5.5	2.2	4.9
CP3650-120AA5	247.5	9.74	102	4	140	5.5	2.2	4.9
CP3650-120AA5V	247.5	9.74	102	4	140	5.5	2.2	4.9
CP3650-120AH5V	247.5	9.74	102	4	140	5.5	2.2	4.9
CP3650-100AB6	247.5	9.74	103	4	173	6.8	2.3	5.1

Angle Grinders 7"

Power capacity < 2.7hp (2000 W)



7,500 RPM



CP9123

ROBUST CONSTRUCTION

FEATURES AND BENEFITS

- 7" (180 mm) angle grinder with 5/8"-11 spindle thread
- Aluminum alloy housing for high durability
- Great operator comfort with its rubber handle grip



7,500 RPM



CP857

POWERFUL AND DURABLE FOR GENERAL MAINTENANCE

FEATURES AND BENEFITS

- High performance motor for high efficiency with its 1.3 hp (940 W)
- Helical bevel gear design & aluminum alloy housing for high durability
- 7" (180 mm) wheel capacity



8,500 RPM



CP3750 Series

THE BEST RATIO PRICE PERFORMANCE

FEATURES AND BENEFITS

- 2,2 HP / 1640 W air motor
- Vibration dampening side handle
- 1000 Hours bevel gear durability (Checking at 500 hours)
- One hand reinforced Swiveling Guard
- Swiveling air inlet

CP3750-085AB7

Same features as CP3750-085AA7 with 5/8 spindle thread



See accessories page 116

MODEL	PART NUMBER	FREE SPEED	AUTO-BALANCER	POWER		MAX WHEEL CAPACITY		SPINDLE THREAD	AIR CONS. @LOAD		NET WEIGHT		LENGTH		VIBRATION LEVEL ISO 28927 (M/S2)	SOUND PRESS.	SOUND POWER	AIR INLET
		rpm		hp	W	in.	mm	in.	cfm	l/s	lb	kg	in.	mm	a	ISO 15744 - dB(A)	in.	
CP9123	615 195 9123	7,500	No	1.1	850	7	180	5/8-11 UNC	24	11	7.5	3.4	13.39	340	4.3	93	104	3/8
CP857	T024387	7,500	No	1.3	940	7	180	5/8-11 UNC	24	11	6.17	2.8	13.15	334	4	102	113	3/8
CP3750-085AB7	615 160 7820	8,500	No	2.2	1638	7	180	5/8-11 UNC	74	35	6.39	2.9	12.36	314	7.6	89	100	1/2
CP3750-085AA7	615 160 7830	8,500	No	2.2	1638	7	180	M14x2	74	35	6.39	2.9	12.36	314	7.6	89	100	1/2

All models: Hose int. 3/8" (10 mm) - @90 PSI (@6.3 Bar)

Listed specifications are for reference only. Please check documents in each tool.

MODEL	PART NUMBER	FREE SPEED	AUTO-BALANCER	POWER		MAX WHEEL CAPACITY		SPINDLE THREAD	AIR CONS. @LOAD		NET WEIGHT		LENGTH		VIBRATION LEVEL ISO 28927 (M/S2)	SOUND PRESS.	SOUND POWER	AIR INLET
		rpm		hp	W	in.	mm	in.	cfm	l/s	lb	kg	in.	mm	a	ISO 15744 - dB(A)	in.	
CP3650-100AB6	615 160 7890	10,000	No	2.3	1600	6	150	5/8-11 UNC	55	26	5.07	2.3	9.74	247.5	-	89	-	3/8
CP3650-120AB45	615 160 7840	12,000	No	2.4	1800	4-1/2	115	5/8-11 UNC	63	29.8	4.85	2.2	9.74	247.5	-	90	-	3/8
CP3650-120AB5V	615 160 7900	12,000	Yes	2.4	1800	5	125	5/8-11 UNC	63	29.4	4.85	2.2	9.74	247.5	8.6	103	93	3/8
CP3650-100AB6V	615 160 7910	10,000	Yes	2.3	1695	6	150	5/8-11 UNC	61	28.9	5.07	2.3	9.74	247.5	5.3	101	90	3/8
CP3650-120AB5	615 160 7850	12,000	No	2.4	1800	5	125	5/8-11 UNC	63	29.8	4.85	2.2	9.74	247.5	-	90	-	3/8

All models: Hose int. 3/8" (10 mm) - @90 PSI (@6.3 Bar)

Listed specifications are for reference only. Please check documents in each tool.

Angle Grinders



CP3850 SERIES

Angle Grinders 7" to 9"
Power capacity 2.8 hp (2100 W)

THE HIGHEST POWER-TO-WEIGHT RATIO IN ITS CLASS

The CP3850 series - 7" and 9" (180, 230 mm) angle grinders - has the highest power-to-weight ratio in its class. Designed for heavy-duty use in a harsh environment, it provides superior torque for maximum productivity.




FEATURES AND BENEFITS

- Highly durable spiral bevel gear reduces vibration and torque transmission stress, resulting in a 2,000 h maintenance interval
- Double streamlined safety lever facilitates single-handed engagement and helps reduce risk of accidental start up
- Ergonomic, multi-position (360°), anti-vibration side handle to keep the operator's wrist straight and comfortable
- 360° adjustable air exhaust with integrated muffler for a noise level limited to 84 dB(A)
- Debris magnet to collect debris and extend super durable spiral bevel gear

DIMENSIONS

MODEL	A		B		C	
	mm	in.	mm	in.	mm	in.
CP3850...	134	340	48	122	114	29



Angle Grinders 7" to 9"

Power capacity 2.8 hp (2100W)



8,500 RPM



CP3850-85AB7VE



6,500 RPM



CP3850-65AH9VE



[maintenance video](#)

See accessories page 116

ANSI CE	MODEL	PART NUMBER	FREE SPEED	AUTO-BALANCER	POWER	MAX WHEEL CAPACITY		SPINDLE THREAD	AIR CONS. @LOAD	NET WEIGHT		LENGTH		VIBRATION LEVEL ISO 28927 (M/S ²)	SOUND PRESS.	SOUND POWER	AIR INLET		
			rpm		hp	W	in.	mm	in.	cfm	l/s	lb	kg	in.	mm	a	ISO 15744 - dB(A)	in.	
	CP3850-60AB9V	615 160 7340	6,000	No	2.8	2100	9	230	5/8-11 UNC	80	38	7.05	3.2	13.39	340	6.8	93	104	1/2
	CP3850-85AB7V	615 160 7440	8,500	No	2.8	2100	7	180	5/8-11 UNC	76	36	6.61	3	13.39	340	5.7	87	98	1/2
	CP3850-77AB7V	615 170 4960	7,700	No	2.8	2100	7	180	5/8-11 UNC	67	32	6.61	3	13.39	340	5.3	84	95	1/2
	CP3850-85AB7VE	615 170 4920	8,500	Yes	2.8	2100	7	180	5/8-11 UNC	76	36	6.39	2.9	13.39	340	5.7	87	98	1/2
	CP3850-85AH7VE	615 170 4930	8,500	Yes	2.8	2100	7	180	HEXA	76	36	5.95	2.7	13.39	340	5.4	87	98	1/2
	CP3850-65AB9VE	615 170 4940	6,500	Yes	2.8	2100	9	230	5/8-11 UNC	80	38	5.95	2.7	13.39	340	-	93	-	1/2
	CP3850-65AH9VE	615 170 4950	6,500	Yes	2.8	2100	9	230	HEXA	80	38	6.39	2.9	13.39	340	5.4	93	104	1/2

All models: Hose int. 3/8" (10 mm) - @90 PSI (@6.3 Bar)

Listed specifications are for reference only. Please check documents in each tool.

Angle Grinders



Angle Grinders 5 to 7"
Power capacity 3 hp - (2300 W)

CP3T30 SERIES



DO MORE IN LESS TIME

Enter a new dimension in material removal CP3T30 Series Turbine Grinders



FEATURES AND BENEFITS

- High material removal for effective grinding
- Excellent power-to-weight ratio
- Compact design for hard-to-reach applications
- Autobalancer to minimize vibration for operator comfort
- Low noise level of only 78 dB(A) for a quieter workspace



See accessories page 116

MODEL	PART NUMBER	FREE SPEED	AUTO-BALANCER	POWER	MAX WHEEL CAPACITY	SPINDLE THREAD	AIR CONS. @LOAD	NET WEIGHT	LENGTH	VIBRATION LEVEL ISO 28927 (M/S ²)	SOUND PRESS.	SOUND POWER	AIR INLET
		rpm		hp W	in. mm	in.	cfm l/s	lb kg	in. mm	a	ISO 15744 - dB(A)		in.
CP3T30-085AH7V	615 160 7930	8,500	Yes	3.1 2300	7 180	HEXA	68 32	5.5 2.5	11.9 302	2.8	79	79	3/8
CP3T30-120AA5V	615 160 7940	12,000	Yes	3.1 2300	5 125	M14	68 32	5.3 2.4	11.9 302	3.5	79	79	3/8
CP3T30-120AH5V	615 160 7920	12,000	Yes	3.1 2300	5 125	HEXA	68 32	5.1 2.3	11.9 302	3.5	78	78	3/8

All models: Hose int. 3/8" (10 mm) - @90 PSI (@6.3 Bar)

Listed specifications are for reference only. Please check documents in each tool.

2300 W

(3 hp)*

Turbine engine for optimal material removal rate

2.3 kg

(5.1 lbs) only**

Light to hold, even at arm's length

86 mm

(3.4 in) height only

Ideal for use in restricted spaces

Featuring ease of use, safety and prevention of TMS risks



Spindle lock and guard positioning button

Quick guard adjustment with simple and secure abrasive replacement for optimum safety.



Lateral exhaust

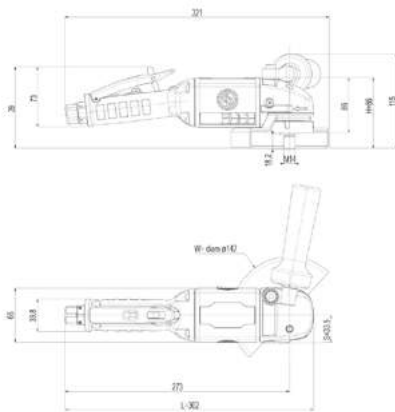
Protects the operator's hands from cold exhaust air and reduces risk of material deformation.



Auto balancer and adjustable vibration handle

Optimal comfort over extended periods so your operator works safer for longer.

Dimensions



MODEL	L		H		WIDTH		SIDE TO CENTER	
	mm	in.	mm	in.	mm	in.	mm	in.
CP3T30-120AH5V	302	11.9	86	3.4	142	5.6	33.5	1.3
CP3T30-85AH7V	302	11.9	86	3.4	200	7.9	33.5	1.3
CP3T30-120AA5V	302	11.9	86	3.4	142	5.6	33.5	1.3

Remove 63%* more material than a standard vane grinder during the same period of time



Air efficiency kit - Filter regulator

PN 615 450 1105

includes 1/2" BSP, Regulator adjusting knob
5 µm Filter,
Diaphragm-type pressure valve

Key Benefits

- Enhances tool performance for consistent and efficient operation
- Extends tool lifespan by preventing dust and water contamination
- Quick & easy installation for minimal downtime

Compatible with BSP and NPT system

* Results are based on Chicago Pneumatic tests laboratory

Vertical Grinders



CP3330 SERIES

Vertical Grinders 6" to 9"
Power capacity 3.7hp (2800W)

BEST IN CLASS PRODUCTIVITY, OPTIMAL SAFETY

A Best-in-class power for material removal twice as fast as competitors. The CP3330 vertical grinder from 6" to 9" (150 to 230 mm) is suitable for milling, deburring, cutting, finishing, and cleaning welds in harsh environments.



See accessories page 116

CE ANSI	MODEL	PART NUMBER	FREE SPEED	AUTO-BALANCER	POWER	MAX WHEEL CAPACITY		SPINDLE THREAD	AIR CONS. @LOAD		NET WEIGHT		LENGTH		VIBRATION LEVEL ISO 28927 (M/S ²)	SOUND PRESS.	SOUND POWER	AIR INLET
			rpm		hp W	in. mm	in. mm	in.	cfm l/s	lb kg	in. mm	a	ISO 15744 - dB(A)		in.			
	CP3330-SALAVET	615 160 9210	6000	No	3.75 2800	6 150	5/8-11 UNC	69	33	10.1 4.6	9.84 250	3.5	78	-	1/2			
	CP3330-SALAVAD	615 160 9220	8500	No	3.75 2800	7 180	5/8-11 UNC	82	39	10.4 4.75	9.84 250	5.2	91	102	1/2			
	CP3330-SALAVEL	615 160 9230	6000	No	3.75 2800	9 230	5/8-11 UNC	69	33	11.2 5.1	9.84 250	4.4	95	106	1/2			
	CP3330-SALAVADE	615 160 9250	8500	No	3.75 2800	7 180	5/8-11 UNC	82	39	10.2 4.65	9.84 250	5.2	91	102	1/2			
	CP3330-SALAVELE	615 160 9260	6000	No	3.75 2800	9 230	5/8-11 UNC	69	33	11 5	9.84 250	4.4	95	106	1/2			

All models: Hose int. 3/8" (10 mm) - @90 PSI (@6.3 Bar)

Listed specifications are for reference only. Please check documents in each tool.

Vertical Grinders 6" to 9" Power capacity 3.7 hp (2800W)



6000 RPM



CP3340-SALAVEL



8500 RPM



CP3340-SALAVADE

FEATURES AND BENEFITS

- Highest durability in demanding applications with up to 2,000 hours maintenance intervals
- Governed motor - 3.7 hp (2,800 W) - ensures operator safety while maintaining abrasive speed under operator load
- Overspeed shut-off device, avoids abrasive bursts in case of accidental air pressure variations
- Robust aluminum housing and high resistance protective guard for long-term durability
- Streamlined safety lever allows easy tool operation while wearing heavy gloves

See accessories page 116

ANSI	MODEL	PART NUMBER	FREE SPEED	AUTO-BALANCER	POWER		MAX WHEEL CAPACITY		SPINDLE THREAD	AIR CONS. @LOAD		NET WEIGHT		LENGTH		VIBRATION LEVEL ISO 28927 (M/S ²)	SOUND PRESS.	SOUND POWER	AIR INLET
			rpm		hp	W	in.	mm	in.	cfm	l/s	lb	kg	in.	mm	a	ISO 15744 - dB(A)		in.
	CP3340-SALAVAD	615 160 9280	8500	No	4.56	3400	7	180	5/8-11 UNC	110	52	12.3	5.6	9.84	250	4.9	100	111	1/2
	CP3340-SALAVEL	615 160 9290	6000	No	4.56	3400	9	230	5/8-11 UNC	95	45	13.1	5.95	9.84	250	< 2.5	95	106	1/2
	CP3340-SALAVET	615 160 9270	6000	No	4.56	3400	6	150	5/8-11 UNC	95	45	12.1	5.5	9.84	250	3.6	95	106	1/2
CE	CP3340-SALAVADE	615 160 9310	8500	No	4.56	3400	7	180	5/8-11 UNC	110	52	12.1	5.5	9.84	250	4.9	100	111	1/2
	CP3340-SALAVELE	615 160 9320	6000	No	4.56	3400	9	230	5/8-11 UNC	95	45	12.9	5.85	9.84	250	< 2.5	95	106	1/2

All models: Hose int. 3/8" (10 mm) - @90 PSI (@6.3 Bar)

Listed specifications are for reference only. Please check documents in each tool.



Vertical Grinders



CP3349 SERIES

Vertical Grinders 6" to 9"
Power capacity 4 hp (3000W)

ULTIMATE PERFORMANCE IN HEAVY APPLICATIONS

Ultimate performance in heavy applications such as foundries with this vertical grinder. The CP3349 is highly robust and durable thanks to its integrated lubrication tank.



[maintenance video](#)

See accessories page 116

MODEL	PART NUMBER	FREE SPEED	AUTO-BALANCER	POWER	MAX WHEEL CAPACITY	SPINDLE THREAD	AIR CONS. @LOAD	NET WEIGHT	LENGTH	VIBRATION LEVEL ISO 28927 (M/S ²)	SOUND PRESS.	SOUND POWER	AIR INLET
		rpm		hp W	in. mm	in.	cfm l/s	lb kg	in. mm	a	ISO 15744 - dB(A)		in.
CP3349-SALAVADE	615 160 9110	7700	No	4.02 3000	7 180	5/8-11 UNC	97 46	9.26 4.2	11.02 280	4.6	88	99	1/2
CP3349-SALAVELE	615 160 9130	6500	No	4.02 3000	9 230	5/8-11 UNC	93 44	9.7 4.4	11.02 280	4	87	98	1/2
CP3349-SALAVETE	615 160 9150	6000	No	4.02 3000	6 150	5/8-11 UNC	91 43	9.7 4.4	11.02 280	<2.5	84	95	1/2

All models: Hose int. 3/8" (10 mm) - @90 PSI (@6.3 Bar)

Listed specifications are for reference only. Please check documents in each tool.

Vertical Grinders 6" to 9" Power capacity 4 hp (3000W)



6000 RPM



CP3349-SALAVET



6000 RPM



CP3349-SALAVEL

FEATURES AND BENEFITS

- Highest durability in demanding applications, up to 2,000 hours maintenance intervals
- Double ergonomic action safety lever facilitates single-handed engagement and helps reduce risk of accidental start up
- An ergonomic handle to promote a good operating position by keeping the operator's wrist straight
- Built-in lubricant tank for constant lubrication, reducing failure and increasing tool lifetime
- Reinforced rubber grip side handle provides a steady grip, increasing operator grinding control

See accessories page 116

ANSI MARKET

MODEL	PART NUMBER	FREE SPEED	AUTO-BALANCER	POWER		MAX WHEEL CAPACITY		SPINDLE THREAD	AIR CONS. @LOAD		NET WEIGHT		LENGTH		VIBRATION LEVEL ISO 28927 (M/S ²)	SOUND PRESS.	SOUND POWER	AIR INLET
		rpm	No	hp	W	in.	mm	in.	cfm	l/s	lb	kg	in.	mm	a	ISO 15744 - dB(A)	in.	
CP3349-SALAVEL	615 160 9070	6000	No	4.02	3000	9	230	5/8-11 UNC	93	44	9.7	4.4	11.02	280	-	87	98	1/2
CP3349-SALAVET	615 160 9080	6000	No	4.02	3000	6	150	5/8-11 UNC	91	43	9.7	4.4	11.02	280	<2.5	84	95	1/2

All models: Hose int. 3/8" (10 mm) - @90 PSI (@6.3 Bar)

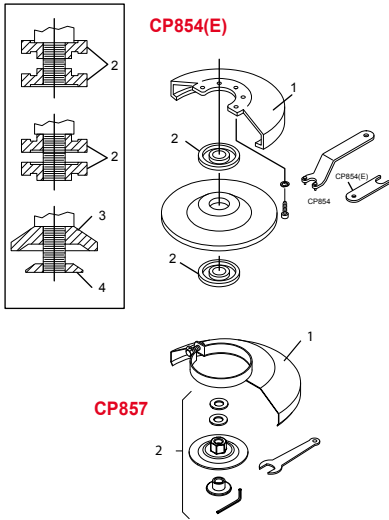
Listed specifications are for reference only. Please check documents in each tool.



Angle Grinders Accessories

ACCESSORIES INCLUDED

TOOL'S MODEL	ITEM	ACCESSORY'S DESCRIPTION	ACCESSORY'S PART N°	
CP7500D		2" Grinding wheel 60 Grit (5 PC) 20,000 (max speed)	894 016 2768	
		2" Grinding wheel 80 Grit (5 PC) 20,000 (max speed)	894 016 2769	
		2" Grinding wheel 120 Grit (5 PC) 20,000 (max speed)	894 016 2770	
		Spanner	894 016 2759	
		Nuts	894 016 2765	
		2" Cutting wheel 20,000 (max speed)	894 016 4490	
CP7550-A/-B/-C		5" (125 mm) Disc Guard	894 017 3446	
		Flange kit for 3/8"-24 UNF (Flange+nut)	894 017 3437	
		Flange kit for 5/8"-11 UNC (Flange+nut+screw)	894 017 3438	
		Flange kit for M14 (Flange+nut+screw)	895 025 1317	
		Tool kit (Pin wrench+spanner+key)	894 017 3513	
		Side Handle	205 052 4063	
CP854		Exhaust hose kit	894 017 3439	
	1	4" (100 mm) Disc Guard	C136898	
	2	Nut	C138512	
	3	Wheel adapter	C128495	
	4	Wheel retainer, nut	C050588	
		Wrench stop spanner	C136927	
		Wrench wheel spanner	C136926	
		Wrench 5/8" open end	C139702	
		Side handle	C136901	
	CP854E	1	5" (125 mm) Disc Guard	C136898
		2	Nut	C138512
CP857	1	7" (180 mm) Disc Guard	C139081	
	2	Adapter	C087920	
CP9120CR CP7540C		4" (100 mm) Disc Guard	205 053 4003	
		Flange kit for 3/8"-24 UNF (Flange + nut)	894 017 3435	
CP7540-CN		Tool kit (Pin wrench + 2 spanners)	894 017 3440	
		Side Handle	205 052 4063	
		Exhaust hose kit for CP7540C	894 017 3439	
		4" (100 mm) Disc Guard	205 053 4003	
		Flange kit for 3/8"-24 UNF (Flange+nut+2 nuts)	894 017 3435	
CP9121AR/BR/CR		Tool kit (Pin wrench + 2 spanners)	894 017 3440	
		Side Handle	205 052 4063	
		Exhaust hose kit for CP7540CN	894 017 3439	
		5" (125 mm) Disc Guard	205 053 4023	
		Flange kit for 3/8"-24 UNF (Flange+nut)	894 017 3437	
		Flange kit for 5/8"-11 UNC (Flange+nut)	894 017 3438	
CP9122-BR/CR CP7545-B/C		Flange kit for M14 (Flange+nut)	895 025 1317	
		Tool kit (Pin wrench+spanner)	894 017 3513	
		Side Handle	205 052 4063	
		4.5" (115 mm) Disc Guard	205 053 4013	
CP9123		Flange kit for 3/8"-24 UNF (Flange+nut+screw*)	894 017 3438	
		Tool kit (Pin wrench+spanner+key*)	894 017 3513	
		Side Handle	205 052 4063	
		Exhaust hose kit for CP7545 *not used on CP9122	894 017 3439	
		Disc Guard	205 050 0973	
		Flange	205 050 0963	
		Flange Nut	205 050 0983	
		Spanner	205 050 1193	
		Hex. Key	205 050 1213	
		Wheel retainer, nut	KF142108	
	Wrench stop spanner	C136927		
	Wrench spanner	KF141865		
	Side handle	C136901		



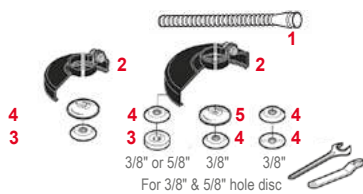
Angle Grinders Accessories

ACCESSORIES INCLUDED

CP3040...



For 3/8" & 5/8" hole disc



For 3/8" & 5/8" hole disc



For 7/8" hole disc



For 7/8" hole disc



For 7/8" hole disc



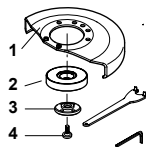
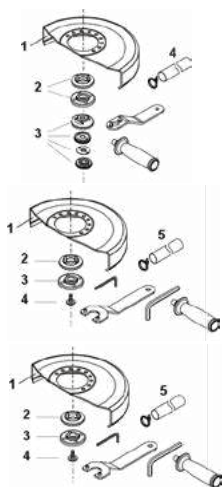
For 5/8" hole disc



TOOL'S MODEL	ITEM	ACCESSORY'S DESCRIPTION	ACCESSORY'S PART N°	
CP3040-GABTIM CP3040-GASTIM	1	ø 4" (100 mm) Disc Guard	205 054 5213	
	2	Rear Flange 3/8"	205 054 4263	
	3	Rear Flange 5/8"	205 055 2633	
	4	Flange nut 3/8"	205 054 4273	
	5	Flange nut 5/8"	205 055 2643	
		Spanner Wrench (for 3/8" flange)	205 054 4293	
		Pin Wrench (for 3/8" flange)	205 054 4283	
		Spanner Wrench (for 3/8" flange)	205 054 4303	
		Spanner Wrench (for 5/8" flange)	205 055 2953	
		Pin Wrench (for 5/8" flange)	205 055 2943	
CP3019-..A3 CP3019-..A4	1	Exhaust hose L= 31" (0.8 m)	615 875 1060	
	2	3" (76 mm) Disc Guard (A3)	615 504 1550	
	3	4" (100 mm) Disc Guard (A4)	615 504 1600	
	4	Flange	615 606 5150	
	5	Flange	615 502 0640	
		Rear flange	615 503 1440	
		Pin Wrench	615 802 0080	
		Flat Wrench 7/16" (11 mm)	615 801 0030	
	CP3450-12AA5	1	4.5" (115 mm) Disc Guard	615 504 2030
		2	Rear Flange 3/8"	205 053 3943
3		Flange nut 3/8"	205 053 3973	
4		Safety Screw	615 614 0900	
		Flat Wrench	CA144807	
		Pin Wrench	205 048 6673	
		Hex wrench	895 101 1464	
CP3450-12AC45		1	5" (125 mm) Disc Guard	615 504 2030
		2	Rear Flange 5/8"	205 053 3943
		3	Flange nut 5/8"	205 053 3973
	4	Safety Screw	615 614 0900	
		Flat Wrench	CA144807	
		Pin Wrench	205 048 6673	
CP3450-12AB5	1	4" (100 mm) Disc Guard	615 504 1880	
	2	Flange (2)	894 017 3436	
	3	Flat Wrench	CA144807	
	4	Pin Wrench	205 048 5003	
CP3450-12AC4 CP3450-12ACR4	1	4" (100 mm) Disc Guard	615 504 1880	
	2	Flange (2)	894 017 3436	
		Flat Wrench	CA144807	
		Pin Wrench	205 048 5003	
CP3450-..		Side handle	205 052 4063	
		Exhaust kit	205 054 1503	

Angle Grinders Accessories

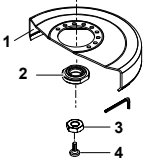
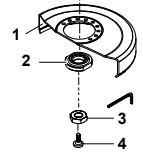
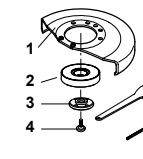
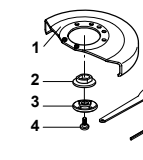




ACCESSORIES INCLUDED



TOOL'S MODEL	ITEM	ACCESSORY'S DESCRIPTION	ACCESSORY'S PART N°
CP3550-120AC4	1	Wheel guard 4"	615 504 2360
	2,3,4	Flange 3/8" Kit	615 399 5200
	5	Exhaust Hose Kit	615 399 5230
		Side Handle	205 052 4063
		Tool Kit 4"	894 017 3440
CP3550-120AA45 CP3550-120AA5	1	Guard 4,5"	615 504 2370
	1	Guard 5"	615 504 2380
	2,3,4	Flange M14 Kit	895 025 1317
	5	Exhaust Hose Kit	615 399 5230
		Side Handle	205 052 4063
CP3550-120AB5 CP3550-120AB45		Tool Kit 4,5" 5" & 6"	615 399 5240
	1	Guard 4,5"	615 504 2370
	1	Guard 5"	615 504 2380
	2,3,4	Flange 5/8" Kit	894 017 3438
	5	Exhaust Hose Kit	615 399 5230
CP3650-100AB6 CP3650-100AB6V		Side Handle	205 052 4063
		Tool Kit 4,5" 5" & 6"	615 399 5240
	1	6" Wheel guard kit	615 450 3305
	2,3,4	Flange locking kit for 5/8"-11 UNC	615 450 3485
		Pin wrench	615 450 3285
CP3650-120AA5 CP3650-120AA5V		HEX KEY - 5/32"	615 802 0740
	1	5" Wheel guard kit	615 450 3075
	2,3,4	Flange locking kit for M14x2	615 450 3125
		Pin wrench	615 450 3285
		HEX KEY - 5/32"	615 802 0740
CP3650-120AB45	1	4-1/2" Wheel guard kit	615 450 3295
	2,3,4	Flange locking kit for 5/8"-11 UNC	615 450 3485
		Pin wrench	615 450 3285
		HEX KEY - 5/32"	615 802 0740
	CP3650-120AB5 CP3650-120AB5V	1	5" Wheel guard kit
2,3,4		Flange locking kit for 5/8"-11 UNC	615 450 3485
		Pin wrench	615 450 3285
		HEX KEY - 5/32"	615 802 0740
CP3650-120AH5V			5" Wheel guard kit
		Wheel retention kit H	615 450 3135
		HEXAGON WRENCH 6MM A/F	615 802 0560

Angle & Vertical Grinders Accessories

ACCESSORIES INCLUDED

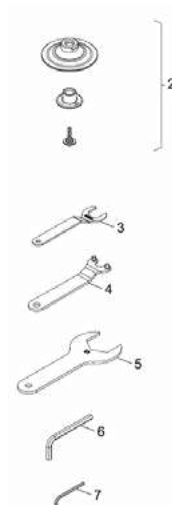
TOOL'S MODEL	ITEM	ACCESSORY'S DESCRIPTION	ACCESSORY'S PART N°	
 CP3850-60AB9V	1	Guard 9" US kit	205 055 9613	
	2	Rear flange	615 503 1530	
	3	Nut 5/8" UNC27	615 608 0490	
	4	Safety screw	615 614 0340	
			Hex. key 6 mm	615 802 0560
 CP3850-77AB7V CP3850-85AB7V	1	Guard 7"(180 mm) US kit	615 504 2135	
	2	Rear flange	615 503 1530	
	3	Nut 5/8" UNC27	615 608 0490	
	4	Whell adaptor	C087920	
			Hex. key 6 mm	615 802 0560
			NIPPLE 1/2 BSP X 16DIA	615 704 0140
			SPANNER FLAT 27 A/F(SPECIAL)	615 801 0770
 CP3850-65AB9VE CP3850-85AB7VE	1	9" (230 mm) Disc Guard (CP3850-65AB9VE)	615 504 2125	
	1	7" (180 mm) Disc Guard (CP3850-85AB7VE)	615 504 2115	
	2	Autobalancer (CP3850-65AB9VE)	615 990 1810	
	3	Front Flange	615 502 0670	
	4	Safety screw	615 614 0760	
			Pin wrench 1-3/8" (35 mm)	615 802 0100
			ALLEN KEY 1/4 A/F HEX	69773
			NIPPLE 1/2 BSP X 16DIA	615 704 0140
	 CP3850-65AH9VE CP3850-85AH7VE	1	9" (230 mm) Disc Guard (CP3850-65AH9VE)	615 504 2125
		1	7" (180 mm) Disc Guard (CP3850-85AH7VE)	615 504 2115
2		Auto balancer (AH7VE)	615 990 1940	
3		Rear Flange	615 503 1640	
4		Front Flange	615 502 0850	
			Pin wrench 1-3/8" (35 mm)	615 802 0100
 CP3349-SALAVELE			NIPPLE 1/2 BSP X 16DIA	615 704 0140
	1	9" (230 mm) Disc Guard	615 504 1830	
	2	Rear Flange	615 503 1030	
	4	Nut	615 542 1040	
	5	Locknut	615 614 0340	
			Pin wrench 1-3/8" (35 mm)	615 802 0100
			Flat wrench 1-1/16" (27 mm)	615 801 0770
			Hex key 6 mm	615 802 0560
	 CP3349-SALAVET	1	6" (150 mm) Disc Guard	615 504 1780
		2	Rear Flange	615 503 1500
3		Nut	615 608 0490	
			Lever	615 595 2020
			Hex key 6 mm	615 802 0610
 CP3349-SALAVADE	1	7" (180 mm) Disc Guard	615 504 1820	
	2	Rear Flange	615 503 1030	
	3	Nut	615 542 1040	
	4	Locknut	615 614 0340	
			Pin wrench 1-3/8" (35 mm)	615 802 0100
			Flat wrench 1-1/16" (27 mm)	615 801 0770
			Hex key 6 mm	615 802 0560
 CP3349-SALAVETE	1	6" (150 mm) Disc Guard	615 504 1810	
	2	Rear Flange	615 503 1160	
	3	Locknut	615 614 0340	
			Flat wrench 1-1/16" (27 mm)	615 801 0770
			Hex key 6 mm	615 802 0560

Vertical Grinders Accessories

ACCESSORIES INCLUDED



TOOL'S MODEL	ITEM	ACCESSORY'S DESCRIPTION	ACCESSORY'S PART N°
CP3330/CP3340 SALAVET	2	6" Guard top kit	615 504 2400
	2	6" Guard bottom kit	615 504 2410
	3	Type 6 and 11 wheel retention kit	615 548 3070
	4	Spanner - 51 mm	615 802 0720
	5	Hex key - 5/16"	615 802 0730
	6	Hex key - 5/32"	615 802 0740



TOOL'S MODEL	ITEM	ACCESSORY'S DESCRIPTION	ACCESSORY'S PART N°
CP3330/CP3340 SALAVAD & SALAVADE	1	7" Guard kit	615 504 2340
	2	Type 27 and 42 wheel retention kit	615 548 3080
	3	Spanner - 24 mm	615 802 0750
	4	Pin wrench - 32 mm / ø3	895 029 0147
	5	Spanner - 51 mm	615 802 0720
	6	Hex key - 5/16"	615 802 0730
	7	Hex key - 5/32"	615 802 0740



TOOL'S MODEL	ITEM	ACCESSORY'S DESCRIPTION	ACCESSORY'S PART N°
CP3330/CP3340 SALAVEL & SALAVELE	1	9" Guard kit	615 504 2350
	2	Type 27 and 42 wheel retention kit	615 548 3080
	3	Spanner - 24 mm	615 802 0750
	4	Pin wrench - 32 mm / ø3	895 029 0147
	5	Spanner - 51 mm	615 802 0720
	6	Hex key - 5/16"	615 802 0730
	7	Hex key - 5/32"	615 802 0740

Angle & Vertical Grinders Accessories

OPTIONAL ACCESSORIES

CP3450 ACCESSORIES



ITEM	ACCESSORY'S DESCRIPTION	ACCESSORY'S PART N°
1	Vibration damping side handle	615 576 0780
2	Exhaust hose adapter	615 730 1870
3	Overhose	205 054 7523

CP3650 ACCESSORIES



ITEM	ACCESSORY'S DESCRIPTION	ACCESSORY'S PART N°
1	Silencer kit	615 396 1660
2	Clip-on silencer	615 396 9570
3	Exhaust hose	615 875 1130
4	Dust extraction kit for 5" cutting wheel	615 813 6210
5	Hex key - 5/16"	615 802 0730
6	Hex key - 5/32"	615 802 0740

AUTO BALANCER



TOOL'S MODEL	ACCESSORY'S DESCRIPTION	ACCESSORY'S PART N°
CP3349-SALAVADE/ CP3349-SALAVELE	Auto Balancer	615 503 1460

TUNE UP KIT



TOOL'S MODEL	TUNE UP KIT
CP3040	205 054 5223
CP3109-13 AC/A4	205 054 1673
CP3109-13A4ES	205 054 1663
CP3330	615 399 4130
CP3340	615 399 4120
CP3450-..	615 397 3030
CP3550-...	615 399 5300
CP3650 Series	615 450 3145
CP75.. Serie	894 017 3442
CP854	C138089
CP9120CR	205 050 4823
CP9123	205 050 3733
CP9121/CP9122	205 050 4823

SILENCERS/EXHAUST HOSE



TOOL'S MODEL	ACCESSORY'S DESCRIPTION	ACCESSORY'S PART N°
	Silencer Kit	615 396 1010
CP3019-..	Clippable Silencer	615 396 1240
CP3109-..	Silencer Kit	615 875 1130
CP3450-..	Silencer Kit	615 574 0760
CP3109-..	Exhaust Hose L=30"(0,75 m)	615 875 1160

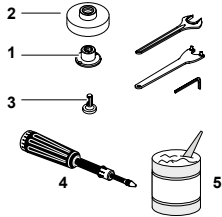
PAD



TOOL'S MODEL	ACCESSORY'S DESCRIPTION	ACCESSORY'S PART N°
CP3450-12AC4/ CP3450-12ACR4/ CP3450-12AC45	Sanding Pad 4" Arbor 3/8-24	615 990 1900
CP3450-12AA5/ CP3450-12AB5	Sanding Pad 5" Arbor 5/8-11 & M14	615 990 1910

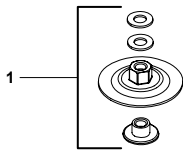
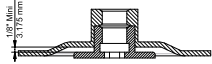
Angle Grinders Accessories & Spares

OPTIONAL ACCESSORIES



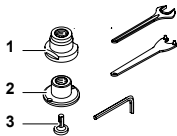
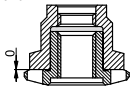
TOOL'S MODEL	ITEM	ACCESSORY'S DESCRIPTION	ACCESSORY'S PART N°
CP3850-77ABVE CP3850-85ABVE	1	Nut	615 542 1040
	2	Autobalancer	615 503 1460
	3	Safety Screw	615 614 0340
	4	Grease Gun	615 990 1490
	5	Grease for bevel gear (1kg)	615 990 1480

Type 27 and 42



TOOL'S MODEL	ITEM	ACCESSORY'S DESCRIPTION	ACCESSORY'S PART N°
CP3850-77AB7V CP3850-85AB7V CP3850-60AB9V	1	Wheel adapter	C087920

Type 27 - 41 and 42



TOOL'S MODEL	ITEM	ACCESSORY'S DESCRIPTION	ACCESSORY'S PART N°
CP3850-77AB7V CP3850-85AB7V CP3850-60AB9V	1	Rear flange	615 503 1030
	2	Nut	615 542 1040
	3	Safety Screw	615 614 0340
		Pin spanner 1-3/8" (35 mm)	615 802 0100
		Flat spanner	615 801 0770
		Hexagon wrench 6 mm	615 802 0560

EFFICIENCY KIT



The Chicago Pneumatic **Efficiency Kit**, equipped with a 3/4" ID Filter-Regulator unit, is designed to keep your tools running at their best. It maintains consistent air pressure for your pneumatic tools and enhances air quality by effectively filtering out moisture and dust, safeguarding your equipment and extending its lifespan.



ACCESSORY'S DESCRIPTION	ACCESSORY'S PART N°
Adaptor 3/4 BSP/ NPT (only for North America) Ball valve F/F 3/4 BSP Filter/Regulator 3/4" BSP Wall Mounting for 3/4" Filter-Regulator (SET OF 2) Hose Effi Max Ø 5/8" - 3 m Hose Whip Effi Max Ø 1/2" - 0,6 m	615 813 6820

SANDERS



▶ **PISTOL GRIP SANDERS**



▶ **BELT SANDERS**



▶ **ORBITAL SANDERS**



▶ **JITTERBUG SANDERS**



▶ **ANGLE SANDERS**



HOW TO SELECT YOUR FINISHING TOOL?

STEP 1

Applications

- ▶ Material type
- ▶ Treatment type
- ▶ Finishing type
- ▶ Intensity

STEP 2

Abrasives

- ▶ Shape
- ▶ Grit size
- ▶ Process
- ▶ Rotation type
- ▶ Access

STEP 3

Tools

- ▶ Handling shape
- ▶ Pad / Belt size
- ▶ Speed

SANDING TOOLS

	PISTOL SANDER	ANGLE SANDERS	BELT SANDER	ORBITAL SANDER	IN-LINE SANDER	JITTERBUG SANDER
SUPER INDUSTRIAL	CP3070	CP3019 CP3650 CP3850 CP3T30		CP7220 CP7250 CP9534		
INDUSTRIAL MAINTENANCE AND PRODUCTION	CP9778	CP3030 CP3550 CP3750	CP858 CP5080	CP7215 CP7225 CP7255		
GENERAL MAINTENANCE	CP7202		CP9779 CP9780	CP35 SERIES	CP7268	CP7263 CP7264 CP7266 CP7267

Sanders & Polishers

Pistol sanders 3" to 5"
<0.5 hp (370 W)



Wheel/Disc diameter 3"/75mm



CP7202

**COMPACT FOR YOUR
HARD TO REACH AREAS**

FEATURES AND BENEFITS

- Mini pistol disc sander with 3" (75 mm) with Roloc pad
- Rubber molded pistol grip and 2-fingered throttle to maximize operator control and to improve ergonomics
- Excellent for small area repair due to its short length and lightweight
- Adjustable power regulator for more precise job



Wheel/Disc diameter 5"/125mm



CP9778

**THE PARTNER FOR YOUR
FAST AND PRECISE
APPLICATIONS**

FEATURES AND BENEFITS

- Standard-duty hi-speed sander with 5" (125 mm) pad
- Built-in air regulator and variable speed throttle
- Rugged, energy efficient 0.5 hp (375 W) motor



Wheel/Disc diameter 5"/125mm



CP3070-120G

**SUSTAINABLE AND
COMPACT SOLUTION**

FEATURES AND BENEFITS

- Compact and easy handling for limited space applications
- Low vibration level for operator comfort and production increase

CP7202D KIT

Same Features as CP7202 plus accessories



See accessories page 145

MODEL	PART NUMBER	FREE SPEED	POWER	PAD SIZE		PAPER SIZE		SPINDLE THREAD	AIR CONS. @LOAD		NET WEIGHT		LENGTH		VIBRATION LEVEL ISO 28927 (M/S2)	SOUND PRESS.	SOUND POWER	AIR INLET	
		rpm	hp	W	in.	mm	in.	mm	in.	cfm	l/s	lb	kg	in.	mm	a	ISO 15744 - dB(A)	in.	
CP7202	894 107 2021	15,000	0.2	150	3	75	3	75	1/4-20 UNC	21	9.9	1.5	0.68	4	102	<2.5	84.8	95.8	1/4
CP7202D	894 117 2021	15,000	0.2	150	3	75	3	75	1/4-20 UNC	21	9.9	1.5	0.68	-	-	<2.5	84.8	95.8	1/4
CP9778	615 193 9778	14,000	0.5	370	5	125	5	125	7/16-20 UNF	25	12	2.2	1	11.69	297	<2.5	84.8	95.8	1/4
CP3070-120G	615 162 0090	12,000	0.5	370	5	125	5	125	3/8-24 UNF	25	12	2.2	1	6.89	175	-	84	95	1/4

All models: Hose int. 3/8" (10mm) - @90 PSI (@6.3 Bar)

Listed specifications are for reference only. Please check documents in each tool.

Angle sanders 3" to 5" <0.5 hp (370 W)

Wheel/Disc diameter 0"/0mm



Wheel/Disc diameter 3"/75mm



CP3030-515AFR

GEARLESS SOLUTION FOR DURABILITY

FEATURES AND BENEFITS

- Industrial grade durability up to 1,000 hours between maintenance intervals
- Compact and composite handle for a great operator comfort
- Up to 0.7hp (500 W) industrial grade motor and up to 25 000 rpm for a perfect finishing result
- Gearless construction for high durability



Wheel/Disc diameter 3"/75mm



CP3019-20AF

HIGH PERFORMANCE IN A COMPACT PACKAGE

FEATURES AND BENEFITS

- Highly durable bevel gear allow maintenance intervals up to 2000 hours
- Compact body for confined space applications
- Insulating composite over housing ensure operator comfort
- Streamlined safety lever
- Rear exhaust

CP3030-325AFR

Same features as CP3030-515AFR with 2" pad capacity - 1/4-20 UNC spindle thread & 25,000 rpm

CP3019-12AF

Same features as CP3019-20AF with 12,000 rpm

See accessories page 145

MODEL	PART NUMBER	FREE SPEED	POWER	PAD SIZE		PAPER SIZE		SPINDLE THREAD	AIR CONS. @LOAD		NET WEIGHT		LENGTH		VIBRATION LEVEL ISO 28927 (MSS2)	SOUND PRESS.	SOUND POWER	AIR INLET	
		rpm	hp	W	in.	mm	in.	mm	in.	cfm	l/s	lb	kg	in.	mm	a	ISO 15744 - dB(A)	in.	
CP3019-12AFES	615 170 0400	12,000	0.5	375	3	75	3	75	1/4-20 UNC	6	3	1.54	0.7	9.56	243	2.7	76	87	1/4
CP3019-20AFES	615 170 0480	20,000	0.5	375	3	75	3	75	1/4-20 UNC	21	10	1.54	0.7	9.56	243	3.6	77	88	1/4
CP3019-09AFC	615 170 2030	9,000	0.5	375	3	75	3	75	3/8-24 UNF	17	8	1.32	0.6	6.54	166	<2.5	76	87	1/4
CP3019-09AF	615 170 2040	9,000	0.5	375	3	75	3	75	1/4-20 UNC	17	8	1.32	0.6	6.54	166	<2.5	76	87	1/4
CP3019-18AF	615 170 3100	18,000	0.5	375	3	75	3	75	1/4-20 UNC	19	9	1.1	0.5	6.54	166	2.5	77	88	1/4
CP3030-515AFR	615 162 0100	15,000	0.7	500	3	75	3	75	3/8-24 UNF	20	9.7	1.87	0.85	6.85	174	<2.5	76.4	87.4	1/4
CP3030-325AFR	615 162 0060	25,000	0.4	300	2	50	2	50	1/4-20 UNC	14	6.7	1.84	0.84	6.06	154	<2.5	79.8	90.8	1/4
CP3019-20AF	615 160 7090	20,000	0.5	370	3	75	3	75	1/4-20 UNC	12	5.7	1.4	0.64	6.54	166	-	81.6	92.6	1/4
CP3019-12AF	615 160 7080	12,000	0.5	375	3	75	3	75	1/4-20 UNC	6.4	3	1.4	0.64	6.54	166	<2.5	77.6	88.6	1/4

All models: Hose int. 3/8" (10mm) - @90 PSI (@6.3 Bar)

Listed specifications are for reference only. Please check documents in each tool.



Sanders & Polishers



CP3550 SERIES

Angle sanders 5" to 7"
Power capacity < 1.5 hp (1100W)

INDUSTRIAL TOUGH AND EASY TO HANDLE

Ergonomic angle sander designed with an extremely durable bevel gear and governed 1.5 hp (1100 W) motor for your industrial sanding applications.



FEATURES AND BENEFITS

- Industrial-grade, 1.5 hp (1,100 W) motor with up to 1,000 hours between service intervals
- Streamlined safety lever for operator safety.
- Steel housing with an insulating composite over-housing for operator comfort and superior ergonomics
- Spindle lock button for quick abrasive replacement reducing tool downtime
- Rotative Inlet Swivel allows easier handling and avoid air hose knots

See accessories page 145

MODEL	PART NUMBER	FREE SPEED	POWER		PAD SIZE		PAPER SIZE		SPINDLE THREAD	AIR CONS. @LOAD	NET WEIGHT		LENGTH		VIBRATION LEVEL ISO 28927 (M/S ²)	SOUND PRESS.	SOUND POWER	AIR INLET	
		rpm	hp	W	in.	mm	in.	mm	in.	cfm	l/s	lb	kg	in.	mm	a	ISO 15744 - dB(A)	in.	
CP3550-085AA	615 162 0340	8,500	1.5	1100	7	180	7	180	M14x2	36	17	3.31	1.5	9.8	249	-	82	93	3/8
CP3550-120AA	615 162 0360	12,000	1.5	1100	5	125	5	125	M14x2	36	17	3.31	1.5	9.8	249	-	84	95	3/8
CP3550-120AB	615 162 0370	12,000	1.5	1100	5	125	5	125	5/8-11 UNC	36	17	3.31	1.5	9.8	249	-	84	95	3/8

All models: Hose int. 3/8" (10mm) - @90 PSI (@6.3 Bar)

Listed specifications are for reference only. Please check documents in each tool.



CP3650 SERIES

Angle sanders 5" to 7"
Power capacity < 2.3hp (1700 W)

LASTING PRODUCTIVITY IN ANY WORK ENVIRONMENT

CP3650 now with 25% increased durability and superior ergonomics



FEATURES AND BENEFITS

- +25% improved robustness with an exceptional bevel gear life of 2500 hours
- Governed motor for better productivity and reduced vibration
- A more durable design with a protective rubber on angle head housing and a steel swiveling air inlet
- Spindle lock button for fast and easy abrasive disc change
- Improved ergonomics with an orientable vibration damping side handle and a swiveling air inlet

See accessories page 145

MODEL	PART NUMBER	FREE SPEED	POWER		PAD SIZE		PAPER SIZE		SPINDLE THREAD	NET WEIGHT		LENGTH		VIBRATION LEVEL ISO 28927 (M/S ²)	SOUND PRESS.	SOUND POWER	AIR INLET
		rpm	hp	W	in.	mm	in.	mm	in.	lb	kg	in.	mm	a	ISO 15744 - dB(A)	in.	
CP3650-075AB	615 162 0460	7,500	2.3	1700	7	180	7	180	5/8-11 UNC	3.97	1.8	9.74	247.5	2.6	90	101	3/8
CP3650-085AA	615 162 0450	8,500	2.4	1800	7	180	7	180	M14	3.97	1.8	9.74	247.5	2.6	93	104	3/8
CP3650-085AB	615 162 0440	8,500	2.4	1800	7	180	7	180	5/8-11 UNC	3.97	1.8	9.74	247.5	2.6	93	104	3/8
CP3650-120AA	615 162 0430	12,000	2.4	1800	5	125	5	125	M14	3.97	1.8	9.74	247.5	2.6	93	104	3/8
CP3650-120AB	615 162 0420	12,000	2.4	1800	5	125	5	125	5/8-11 UNC	3.97	1.8	9.74	247.5	2.6	93	104	3/8

All models: Hose int. 3/8" (10mm) - @90 PSI (@6.3 Bar)

Listed specifications are for reference only. Please check documents in each tool.

Sanders & Polishers



CP3750 SERIES

Angle sanders 7"

Power capacity 2.2 hp (1600 W)

THE BEST RATIO PRICE PERFORMANCE

The right level of performance and ergonomics when it comes to industry with no compromise on safety.



FEATURES AND BENEFITS

- 2,2 HP / 1640 W air motor
- Vibration damping side handle
- 1000 Hours bevel gear durability (checking at 500 hours)
- Swiveling air inlet

See accessories page 145

MODEL	PART NUMBER	FREE SPEED	POWER	PAD SIZE		PAPER SIZE		SPINDLE THREAD	AIR CONS. @LOAD	NET WEIGHT		LENGTH		VIBRATION LEVEL ISO 28927 (MS2)	SOUND PRESS.	SOUND POWER	AIR INLET		
		rpm	hp	W	in.	mm	in.	mm	in.	cfm	l/s	lb	kg	in.	mm	a	ISO 15744 - dB(A)	in.	
CP3750-085AB	615 162 0400	8,500	2.2	1600	7	180	7	180	5/8-11 UNC	74	35	5.07	2.3	12.32	313	-	86	97	1/2
CP3750-085AA	615 162 0410	8,500	2.2	1600	7	180	7	180	5/8-11 UNC	74	35	5.07	2.3	12.32	313	-	86	97	1/2

All models: Hose int. 3/8" (10mm) - @90 PSI (@6.3 Bar)

Listed specifications are for reference only. Please check documents in each tool.

Sanders & Polishers



CP3850 SERIES

Angle sanders 7" to 9"
Power capacity 2.8 hp (2100 W)

THE HIGHEST POWER-TO-WEIGHT RATIO IN ITS CLASS

The CP3850 series - 7" and 9" (180, 230 mm) angle sanders - has the highest power-to-weight ratio in its class. Designed for heavy-duty use in a harsh environment, it provides superior torque for maximum productivity.



FEATURES AND BENEFITS

- Highly durable spiral bevel gear reduces vibration and torque transmission stress, resulting in a 2,000 h maintenance interval
- Double streamlined safety lever facilitates single hand engagement and helps reduce risk of accidental start up
- Ergonomic, multi-position (360°), anti-vibration side handle to keep the operator's wrist straight and comfortable
- 360° adjustable air exhaust with integrated muffler for a noise level limited to 84 dB(A)
- Debris magnet to collect debris and extend super durable spiral bevel gear

CP3850-60AB

Same features as CP3850-85ABVE with 6,000 rpm and 9" pad size

CP3850-65ABVE

Same features as CP3850-85ABVE with 6,500 rpm and 9" pad size

CP3850-77AB

Same features as CP3850-85ABVE with 7,700 rpm and 7" pad size

See accessories page 145

ANSI CE	MODEL	PART NUMBER	FREE SPEED		POWER		PAD SIZE		PAPER SIZE		SPINDLE THREAD		AIR CONS. @LOAD		NET WEIGHT		LENGTH		VIBRATION LEVEL	SOUND PRESS.	SOUND POWER	AIR INLET
			rpm	hp	W	in.	mm	in.	mm	in.	mm	in.	cfm	l/s	lb	kg	in.	mm	a	ISO 15744 - dB(A)	in.	
	CP3850-85ABVE	615 170 4970	8,500	2.8	2100	3	75	3	75	5/8-11 UNC	76	36	5.07	2.3	13.39	340	<2.5	87	98	1/2		
	CP3850-65ABVE	615 170 4980	6,500	2.8	2100	9	230	9	230	5/8-11 UNC	80	38	5.07	2.3	13.39	340	<2.5	89	100	1/2		
	CP3850-77AB	615 170 4990	7,700	2.8	2100	7	180	7	180	5/8-11 UNC	67	32	5.07	2.3	13.39	340	-	84	95	1/2		
	CP3850-60AB	615 170 5000	6,000	2.8	2100	9	230	9	230	5/8-11 UNC	80	38	5.07	2.3	13.39	340	<2.5	86	97	1/2		

All models: Hose int. 3/8" (10mm) - @90 PSI (@6.3 Bar)

Listed specifications are for reference only. Please check documents in each tool.

Sanders



CP3T30 SERIES

Angle sander 7" - Power capacity 3 hp - (2300W)

NEW



DO MORE IN LESS TIME.

Enter a new dimension in material removal
CP3T30 Series Turbine Sanders



FEATURES AND BENEFITS

- High material removal for effective finishing
- Excellent power-to-weight ratio
- Compact design for hard-to-reach applications
- Autobalancer to minimize vibration for operator comfort
- Low noise level of only 76 dB(A) for a quieter workspace



Check CO2 emissions on CP3T30 Product Environmental Card

See accessories page 145

MODEL	PART NUMBER	FREE SPEED	POWER			PAD SIZE		SPINDLE THREAD	AIR CONS. @LOAD		NET WEIGHT		LENGTH		VIBRATION LEVEL ISO 28927 (M/S ²)	SOUND PRESS.	SOUND POWER	AIR INLET
		rpm	hp	W	in.	mm	in.	cfm	l/s	lb	kg	in.	mm	a	ISO 15744 - dB(A)	in.		
CP3T30-085ABV	615 162 0480	8500	3.1	2300	7	180	5/8-11 UNC	68	32	4.6	2.1	11.9	302	<2,5	76	76	3/8	
CP3T30-085AAV	615 162 0470	8500	3.1	2300	7	180	M14	68	32	4.6	2.1	11.9	302	<2,5	76	76	3/8	

All models: Hose int. 3/8" (10mm) - @90 PSI (@6.3 Bar)

Listed specifications are for reference only. Please check documents in each tool.

PRODUCTIVITY

+63%
MATERIAL
REMOVED



It's the percentage of extra material removed with a CP3T30 turbine grinder during the same time, compared to a standard vane grinder**, demonstrating its efficiency and time saving solution.

+43%

POWER-TO-WEIGHT RATIO



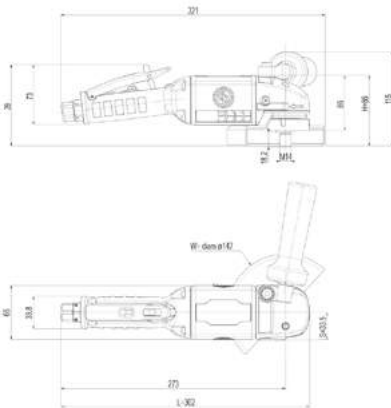
Lightweight and powerful, turbine grinders enable faster, longer work than vane grinders. With 1.1 kW/kg (0.6 hp/lbs), the CP3T30 offers an optimized power-to-weight ratio on the market!

SOUND PRESSURE

78
DB ONLY

With a sound pressure reduction of 10 decibels, the CP3T30 turbine grinder is perceived as up to twice quieter than standard vane grinders**.

Dimensions



MODEL	L		H		WIDTH			SIDE TO CENTER	
	mm	in.	mm	in.	mm	in.	mm	in.	
CP3T30-085AAV	302	11.9	86	3.4	67	2.6	33.5	1.3	
CP3T30-085ABV	302	11.9	86	3.4	33.5	1.3	33.5	1.3	

ENVIRONMENT



AIR LINE QUALITY

A clean environment and an efficient air line network are necessary for turbine technology, whereas a vane grinder can be used in less stringent conditions.

AIR CONSUMPTION

-19%*

In the same period of time, using 19%* less air compared to a vane motor**, the CP3T30 turbine grinder removes up to 63%* more material, resulting in significant cost savings.



AIR LINE



NO LUBRICATION TURBINE

No lubrication is needed for Turbine grinder technology.

VIBRATION

-48%**

It's the vibration reduction rate when using a turbine grinder with an autobalancer compared to industrial vane grinders**.



Air efficiency kit - Filter regulator

PN 615 450 1105

includes 1/2" BSP,
Regulator adjusting knob
5 µm Filter,
Diaphragm-type pressure valve

Key Benefits

- Enhances tool performance for consistent and efficient operation
- Extends tool lifespan by preventing dust and water contamination
- Quick & easy installation for minimal downtime

Compatible with BSP and NPT system

Sanders & Polishers

Orbital sanders
0.3 hp (210 W)



Orbit Size 3/16"/5mm



Orbit Size 3/16"/5mm



CP3510

ERGONOMIC & POWERFUL

FEATURES AND BENEFITS

- Operator comfort with ergonomic palm shape in soft grip for perfect control
- Productivity increased with low vibration level and low noise level
- Powerful motor 0.3 hp (210 W) for vertical and horizontal applications
- 5" (125 mm) random orbital with palm sander with 3/16" (5mm) orbit for surface preparation from body filler to paint primer

CP3514

CP3511

Same features as CP3510 with PSA pad

CP3512

Same features as CP3514 with Self vacuum

See accessories page 145

MODEL	PART NUMBER	FREE SPEED	ORBITAL SIZE		POWER		PAD SIZE		PAD TYPE	VAC	SPINDLE THREAD	AIR CONS. AT FREE SPEED		AIR CONS. @LOAD		NET WEIGHT		VIBRATION LEVEL	SOUND PRESS.	SOUND POWER	AIR INLET
		rpm	in.	mm	hp	W	in.	mm				in.	cfm	l/s	cfm	l/s	lb	kg	a	ISO 15744 - dB(A)	in.
CP3510	615 193 3510	12,000	3/16	5	0.3	210	5	125	Foam	Non vacuum	5/8-24 UNF	19	9.2	16	7.6	1.63	0.74	3	81	-	1/4
CP3511	615 193 3511	12,000	3/16	5	0.3	210	5	125	Foam	Non vacuum	5/8-24 UNF	19	9.2	16	7.6	1.63	0.74	3	81	-	1/4
CP3512	615 193 3512	12,000	3/16	5	0.3	210	5	125	Foam	Self vacuum	5/8-24 UNF	19	9.2	16	7.6	1.72	0.78	3	81	-	1/4
CP3514	615 193 3514	12,000	3/16	5	0.3	210	5	125	Foam	Central vacuum	5/8-24 UNF	19	9.2	16	7.6	1.74	0.79	3	81	-	1/4

All models: Hose int. 3/8" (10mm) - @90 PSI (@6.3 Bar)

Listed specifications are for reference only. Please check documents in each tool.

Orbital sanders 0.3 hp (210 W)



Orbit Size 3/8"/10mm



CP7215

**POWERFUL &
COMFORTABLE FOR
SANDING APPLICATIONS**

FEATURES AND BENEFITS

- Operator comfort with ergonomic palm shape in soft grip for perfect control
- 1 polishing cream (250ml) compatible with all headlights composite and paints
- Powerful motor 0.29 hp (210 W) for vertical and horizontal applications



Orbit Size 3/32"/2.5mm



CP7225SVE

**POWERFUL &
COMFORTABLE**

FEATURES AND BENEFITS

- Operator comfort with ergonomic palm shape in soft grip for perfect control
- 2 sponges (yellow = Hard / white = soft) or 1 polishing foam
- Powerful motor 0.29 hp (210 W) for vertical and horizontal applications
- 3"(75 mm) / 6"(150 mm) random orbital with palm sander with 3/32"(2.5mm) orbit for final sanding, finishing & pre-polishing

CP7215HCVE

Same features as CP7215 with H&L pad and central vacuum.

See accessories page 145

MODEL	PART NUMBER	FREE SPEED		POWER		PAD SIZE		PAD TYPE	VAC	SPINDLE THREAD	AIR CONS. AT FREE SPEED		AIR CONS. @LOAD		NET WEIGHT		VIBRATION LEVEL ISO 28927 (M/S ²)	SOUND PRESS.	SOUND POWER	AIR INLET
		rpm	hp	W	in.	mm	in.				cfm	l/s	cfm	l/s	lb	kg				
CP7225	894 107 2251	12,000	0.3	210	6	150	Foam	Non vacuum	5/8-24 UNF	17	8	16	7.6	1.74	0.79	7.7	81	92	1/4	
CP7225CV	894 107 2253	12,000	0.3	210	6	150	Foam	Central vacuum	5/8-24 UNF	17	8	16	7.6	1.83	0.83	7.7	81	92	1/4	
CP7225E	894 127 2251	12,000	0.3	210	6	150	Foam	Non vacuum	5/8-24 UNF	17	8	16	7.6	1.74	0.79	3.7	81	92	1/4	
CP7225SVE	894 127 2252	12,000	0.3	210	6	150	Foam	Self vacuum	5/8-24 UNF	17	8	16	7.6	1.81	0.82	3.7	81	92	1/4	
CP7225CVE	894 127 2253	12,000	0.3	210	6	150	Foam	Central vacuum	5/8-24 UNF	17	8	16	7.6	1.83	0.83	3.7	81	92	1/4	
CP7215	894 107 2151	12,000	0.3	210	6	150	Foam	Non vacuum	5/8-24 UNF	17	8	16	7.6	1.74	0.79	8.5	81	92	1/4	
CP7215HCVE	894 127 2155	11,000	0.3	210	6	150	Foam	Central vacuum	5/8-24 UNF	17	8	18	8.5	2.03	0.92	4.4	86	97	1/4	
CP7215E	894 127 2151	12,000	0.3	210	6	150	Foam	Non vacuum	5/8-24 UNF	17	8	16	7.6	1.74	0.79	5.7	81	92	1/4	
CP7215SVE	894 127 2152	12,000	0.3	210	6	150	Foam	Self vacuum	5/8-24 UNF	17	8	16	7.6	1.81	0.82	5.7	81	92	1/4	
CP7215CVE	894 127 2153	12,000	0.3	210	6	150	Foam	Central vacuum	5/8-24 UNF	17	8	16	7.6	1.83	0.83	5.7	81	92	1/4	

All models: Hose int. 3/8" (10mm) - @90 PSI (@6.3 Bar)

Listed specifications are for reference only. Please check documents in each tool.

Sanders & Polishers

Orbital sanders
0.3 hp (210 W)



Orbit Size 3/16"/5mm



CP7255CVE

POWERFUL & COMFORTABLE

FEATURES AND BENEFITS

- Operator comfort with ergonomic palm shape in soft grip for perfect control
- Productivity increased with low vibration level and low noise level
- Powerful motor 0.3 hp (210 W) for vertical and horizontal applications
- 3"(75 mm) / 6"(150 mm) random orbital with palm sander, 3/16" (5mm) orbit for surface preparation from body filler to paint primer



Orbit Size 3/16"/5mm



CP7255HCVE



CP7255-CVE

CP7255H

Same features as CP7255HCVE with PSA pad and non-vacuum

CP7255SV

Same features as CP7255CVE with Self Vacuum

See accessories page 145

MODEL	PART NUMBER	FREE SPEED	POWER	PAD CAPACITY	PAD TYPE	VAC	SPINDLE THREAD	AIR CONS. AT FREE SPEED	AIR CONS. @LOAD	NET WEIGHT	VIBRATION LEVEL ISO 28927 (M/S ²)	SOUND PRESS.	SOUND POWER	AIR INLET					
		rpm	hp	W	in.	mm		in.	cfm	l/s	cfm	l/s	lb	kg	a	ISO 15744 - dB(A)	in.		
CP7255	894 107 2551	12,000	0.3	210	6	150	Foam	Non vacuum	5/8-24 UNF	17	8	16	7.6	1.74	0.79	-	81	-	1/4
CP7255CV	894 107 2553	12,000	0.3	210	6	150	Foam	Central vacuum	5/8-24 UNF	17	8	16	7.6	1.83	0.83	-	81	-	1/4
CP7255CVE	894 127 2553	12,000	0.3	210	6	150	Foam	Central vacuum	5/8-24 UNF	17	8	16	7.6	1.83	0.83	-	81	-	1/4
CP7255E	894 127 2551	12,000	0.3	210	6	150	Foam	Non vacuum	5/8-24 UNF	17	8	16	7.6	1.74	0.79	-	81	-	1/4
CP7255SV	894 107 2552	12,000	0.3	210	6	150	Foam	Self vacuum	5/8-24 UNF	17	8	16	7.6	1.81	0.82	-	81	-	1/4
CP7255SVE	894 127 2552	12,000	0.3	210	6	150	Foam	Self vacuum	5/8-24 UNF	17	8	16	7.6	1.81	0.82	-	81	-	1/4
CP7255H	894 107 2554	11,000	0.3	210	6	150	Foam	Non vacuum	5/8-24 UNF	17	8	18	8.5	1.94	0.88	-	81	-	1/4
CP7255HCVE	894 127 2555	11,000	0.3	210	6	150	Foam	Central vacuum	5/8-24 UNF	17	8	18	8.5	1.94	0.88	-	83	-	1/4

All models: Hose int. 3/8" (10mm) - @90 PSI (@6.3 Bar)

Listed specifications are for reference only. Please check documents in each tool.

Sanders & Polishers



CP72/20-50

Orbital Sanders
0.3 hp (210 W)

HIGH PERFORMANCE WITH LOW NOISE

Ergonomic and powerful orbital sander designed with an oil-free motor to protect the sanding process from all contaminants. A self-vacuum or central vacuum solution with PSA and hook-and-loop pads for all surface preparation operations.



FEATURES AND BENEFITS

- Operator comfort with ergonomic palm shape in soft grip for perfect control
- Productivity increased with low vibration level and low noise level
- Powerful motor 0.3 hp (210 W) for vertical and horizontal applications
- 6" (150 mm) random orbital with palm sander with 3/16" (5 mm) orbit for an excellent surface preparation.

CP7250E

Same features as CP7250CVE without vacuum

CP7220CVE

Same features as CP7250CVE with 2.5 mm 3/32" orbital movements

See accessories page 145

MODEL	PART NUMBER	FREE SPEED	POWER	PAD CAPACITY		PAD TYPE	VAC	SPINDLE THREAD	AIR CONS. AT FREE SPEED		AIR CONS. @LOAD		NET WEIGHT		VIBRATION LEVEL ISO 28927 (M/S ²)	SOUND PRESS.	SOUND POWER	AIR INLET	
		rpm	hp	W	in.			mm	in.	cfm	l/s	cfm	l/s	lb	kg	a	ISO 15744 - dB(A)	in.	
CP7220CVE	894 127 2203	12,000	0.3	210	6	150	Foam	Central vacuum	5/8-24 UNF	16	7.8	16	7.8	1.7	0.77	3.2	76	87	1/4
CP7250E	894 127 2501	12,000	0.3	210	6	150	Foam	Non vacuum	5/8-24 UNF	16	7.8	16	7.8	1.7	0.77	5	76	87	1/4
CP7250SVE	894 127 2502	12,000	0.3	210	6	150	Foam	Self vacuum	5/8-24 UNF	16	7.8	16	7.8	1.7	0.77	5.7	76	87	1/4
CP7250CVE	894 127 2503	12,000	0.3	210	6	150	Foam	Central vacuum	5/8-24 UNF	16	7.8	16	7.8	1.7	0.77	5.7	76	87	1/4

All models: Hose int. 3/8" (10mm) - @90 PSI (@6.3 Bar)

Listed specifications are for reference only. Please check documents in each tool.

Sanders & Polishers



CP53 SERIES

Orbital sanders & polishing machine 0.3 hp (210W)

NEW



OIL FREE MOTOR FOR HIGH EFFICIENCY.

Ergonomic and powerful orbital sander designed with an oil-free motor to protect the sanding process from all contaminants. A self-vacuum or central vacuum solution with PSA and hook-and-loop pads for all surface preparation operations.

FEATURES AND BENEFITS

- Maximum comfort: Ergonomic palm shape with soft grip for better control
- Versatile performance: Powerful motor and multiple orbit options for various surface applications
- Superior finish: orbital motion delivers smooth and consistent surface preparation

See accessories page 145

MODEL	PART NUMBER	FREE SPEED	POWER	PAD CAPACITY		PAD TYPE	VAC	SPINDLE THREAD	AIR CONS. @LOAD		NET WEIGHT		VIBRATION LEVEL ISO 28927 (M/S ²)	SOUND PRESS.	SOUND POWER	AIR INLET
		rpm	hp	W	in.			mm	in.	cfm	l/s	lb	kg	a	ISO 15744 - dB(A)	in.
CP5303-R5SV	615 170 2350	10,000	0.3	210	3"x5" 80x130	Rectangular	Self vacuum	5/8-24 UNF	17	8	2.2	1	<2.5	73	84	1/4
CP5303-R5CV	615 170 2370	10,000	0.3	210	3"x5" 80x130	Rectangular	Central vacuum	5/8-24 UNF	17	8	2.2	1	<2.5	73	84	1/4
CP5303-R5	615 170 2330	10,000	0.3	210	3"x5" 80x130	Rectangular	Non vacuum	5/8-24 UNF	17	8	2.2	1	<2.5	73	84	1/4
CP5318-30H	615 170 3320	12,000	0.3	210	3 76	Circular	Non vacuum	5/8-24 UNF	23	11	2.65	1.2	8.3	76	87	1/4
CP5314-60SV	615 170 4640	12,000	0.3	210	6 150	Circular	Self vacuum	5/8-24 UNF	17	8	1.76	0.8	6.5	85	96	1/4
CP5314-60	615 170 4620	12,000	0.3	210	6 150	Circular	Non vacuum	5/8-24 UNF	17	8	1.76	0.8	5	76	87	1/4

All models: Hose int. 3/8" (10mm) - @90 PSI (@6.3 Bar)

Listed specifications are for reference only. Please check documents in each tool.

Random orbital sanders

0.3 hp (210 W)



CP5303-50CV

CP5303-50SV

See accessories page 145

MODEL	PART NUMBER	FREE SPEED		POWER	PAD CAPACITY		PAD TYPE	VAC	SPINDLE THREAD	AIR CONS. AT FREE SPEED		NET WEIGHT		VIBRATION LEVEL ISO 28927 (M/S ²)	SOUND PRESS.	SOUND POWER	AIR INLET
		rpm	hp		W	in.				mm	in.	cfm	l/s				
CP5303-35	615 170 2180	12,000	0.3	210	3	89	Circular	Non vacuum	5/8-24 UNF	17	8	1.76	0.8	5.6	76	87	1/4
CP5303-35CV	615 170 2240	12,000	0.3	210	3.5	89	Circular	Central vacuum	5/8-24 UNF	17	8	1.76	0.8	5.6	76	87	1/4
CP5303-50	615 170 2190	12,000	0.3	210	5	127	Circular	Non vacuum	5/8-24 UNF	17	8	1.76	0.8	4.7	76	87	1/4
CP5303-50CV	615 170 2250	12,000	0.3	210	5	127	Circular	Central vacuum	5/8-24 UNF	17	8	1.76	0.8	3.2	78	89	1/4
CP5303-50SV	615 170 2220	12,000	0.3	210	5	127	Circular	Self vacuum	5/8-24 UNF	17	8	1.76	0.8	3.2	85	96	1/4
CP5303-60	615 170 2200	12,000	0.3	210	6	150	Circular	Non vacuum	5/8-24 UNF	17	8	1.76	0.8	5	76	87	1/4
CP5303-60SV	615 170 2230	12,000	0.3	210	6	150	Circular	Self vacuum	5/8-24 UNF	17	8	1.76	0.8	4.6	85	96	1/4
CP5306-35	615 170 2090	12,000	0.3	210	3.5	89	Circular	Non vacuum	5/8-24 UNF	17	8	1.76	0.8	3.8	76	87	1/4
CP5306-35CV	615 170 2150	12,000	0.3	210	3.5	89	Circular	Central vacuum	5/8-24 UNF	17	8	1.76	0.8	3.4	78	89	1/4
CP5306-35SV	615 170 2120	12,000	0.3	210	3.5	89	Circular	Self vacuum	5/8-24 UNF	17	8	1.76	0.8	3.8	85	96	1/4
CP5306-50	615 170 2100	12,000	0.3	210	5	127	Circular	Non vacuum	5/8-24 UNF	17	8	1.76	0.8	1.5	76	87	1/4
CP5306-50	615 170 3000	12,000	0.3	210	5	127	Circular	Non vacuum	5/8-24 UNF	17	8	1.76	0.8	1.5	76	87	1/4
CP5306-50CV	615 170 2160	12,000	0.3	210	5	127	Circular	Central vacuum	5/8-24 UNF	17	8	1.76	0.8	1.4	78	89	1/4
CP5306-50SV	615 170 2130	12,000	0.3	210	5	127	Circular	Self vacuum	5/8-24 UNF	17	8	1.76	0.8	1.7	85	96	1/4
CP5306-60	615 170 3170	12,000	0.3	210	6	150	Circular	Non vacuum	5/8-24 UNF	17	8	1.76	0.8	1.7	76	87	1/4
CP5306-60H	615 170 3550	12,000	0.3	210	6	150	Circular	Non vacuum	5/8-24 UNF	17	8	1.98	0.9	2.5	76	87	1/4
CP5306-60H	615 170 3560	12,000	0.3	210	6	150	Circular	Non vacuum	5/8-24 UNF	17	8	1.98	0.9	2.5	76	87	1/4
CP5306-60HCV	615 170 3620	12,000	0.3	210	6	150	Circular	Central vacuum	5/8-24 UNF	17	8	1.98	0.9	1.9	78	89	1/4
CP5306-60HSV	615 170 3590	12,000	0.3	210	6	150	Circular	Self vacuum	5/8-24 UNF	17	8	1.98	0.9	1.8	85	96	1/4
CP5314-60H	615 170 4650	12,000	0.3	210	6	150	Circular	Non vacuum	5/8-24 UNF	17	8	1.98	0.9	1.3	76	87	1/4
CP5314-60HCV	615 170 4660	12,000	0.3	210	6	150	Circular	Central vacuum	5/8-24 UNF	17	8	1.98	0.9	1.3	78	89	1/4
CP5314-60HSV	615 170 4670	12,000	0.3	210	6	150	Circular	Self vacuum	5/8-24 UNF	17	8	1.98	0.9	1.3	85	96	1/4

All models: Hose int. 3/8" (10mm) - @90 PSI (@6.3 Bar)

Listed specifications are for reference only. Please check documents in each tool.

Sanders & Polishers



CP55 SERIES

Random orbital sanders 0.5 hp (375W)



OIL FREE MOTOR FOR HIGH EFFICIENCY.

Ergonomic and powerful orbital sander designed with an oil-free motor to protect the sanding process from all contaminants. A self-vacuum or central vacuum solution with PSA and hook-and-loop pads for all surface preparation operations..



FEATURES AND BENEFITS

- Maximum comfort: Ergonomic palm shape with soft grip for better control
- Versatile performance: Powerful motor and multiple orbit options for various surface applications
- Superior finish: orbital motion delivers smooth and consistent surface preparation

See accessories page 145

MODEL	PART NUMBER	FREE SPEED	POWER	PAD CAPACITY		PAD TYPE	VAC	SPINDLE THREAD	AIR CONS. AT FREE SPEED		AIR CONS. @LOAD		NET WEIGHT		VIBRATION LEVEL ISO 28927 (M/S ²)	SOUND PRESS.	SOUND POWER	AIR INLET	
		rpm	hp	W	in.			mm	in.	cfm	l/s	cfm	l/s	lb	kg	a	ISO 15744 - dB(A)	in.	
CP5510-44H	615 170 0770	10,000	0.5	375	4.4	110	Circular	Non vacuum	5/8-24 UNF	23	10	23	11	2.65	1.2	<2.5	80	91	1/4
CP5510-50H	615 170 0790	10,000	0.5	375	5	127	Circular	Non vacuum	5/8-24 UNF	23	10	23	11	2.87	1.3	11.1	82	83	1/4
CP5510-50HCV	615 170 0910	10,000	0.5	375	5	127	Circular	Central vacuum	5/8-24 UNF	23	10	23	11	2.87	1.3	8.7	79	90	1/4
CP5510-50HSV	615 170 0850	10,000	0.5	375	5	127	Circular	Self vacuum	5/8-24 UNF	23	10	23	11	2.87	1.3	8.7	83	94	1/4
CP5510-60	615 170 0810	10,000	0.5	375	6	150	Circular	Non vacuum	5/8-24 UNF	23	10	23	11	2.87	1.3	10.8	80	91	1/4
CP5510-60CV	615 170 0930	10,000	0.5	375	6	150	Circular	Central vacuum	5/8-24 UNF	23	10	23	11	2.87	1.3	10.8	82	93	1/4
CP5510-60H	615 170 0780	10,000	0.5	375	6	150	Circular	Non vacuum	5/8-24 UNF	23	10	23	11	3.09	1.4	10.8	83	94	1/4
CP5510-60HCV	615 170 0900	10,000	0.5	375	6	150	Circular	Central vacuum	5/8-24 UNF	23	10	23	11	3.09	1.4	10.6	81	92	1/4
CP5510-60HSV	615 170 0840	10,000	0.5	375	6	150	Circular	Self vacuum	5/8-24 UNF	23	10	23	11	3.09	1.4	10.6	84	95	1/4
CP5510-60SV	615 170 0870	10,000	0.5	375	6	150	Circular	Self vacuum	5/8-24 UNF	23	10	23	11	2.87	1.3	10.6	82	93	1/4
CP5518-60H	615 170 2800	10,000	0.5	375	6	150	Circular	Non vacuum	5/8-24 UNF	23	10	23	11	2.87	1.3	1.7	80	91	1/4
CP5518-60HCV	615 170 2810	10,000	0.5	375	6	150	Circular	Central vacuum	5/8-24 UNF	23	10	23	11	2.87	1.3	1.7	82	93	1/4
CP5518-60HSV	615 170 2820	10,000	0.5	375	6	150	Circular	Self vacuum	5/8-24 UNF	23	10	23	11	2.87	1.3	1.7	85	96	1/4

All models: Hose int. 3/8" (10mm) - @90 PSI (@6.3 Bar)

Listed specifications are for reference only. Please check documents in each tool.

Orbital sanders & polishing machines

0.5 hp (375W)



CP5506-R6



CP5518-60H



CP5518-50H

See accessories page 145

MODEL	PART NUMBER	FREE SPEED	POWER		PAD CAPACITY		PAD TYPE	VAC	SPINDLE THREAD	AIR CONS. @LOAD		NET WEIGHT		VIBRATION LEVEL ISO 28927 (M/S ²)	SOUND PRESS.	SOUND POWER	AIR INLET
		rpm	hp	W	in.	mm			in.	cfm	l/s	lb	kg	a	ISO 15744 - dB(A)	in.	
CP5506-R6	615 170 0660	8,000	0.5	375	6.7 x 3.6	170 x 93	Rectangular	Non vacuum	5/8-24 UNF	23	11	3.75	1.7	35.1	80	91	1/4
CP5506-R6CV	615 170 0740	8,000	0.5	375	6.7 x 3.6	170 x 93	Rectangular	Central vacuum	5/8-24 UNF	23	11	3.75	1.7	35.1	78	89	1/4
CP5506-R6H	615 170 0670	8,000	0.5	375	6.7 x 3.6	170 x 93	Rectangular	Non vacuum	5/8-24 UNF	23	11	3.97	1.8	34.8	81	92	1/4
CP5506-R6HCV	615 170 0750	8,000	0.5	375	6.7 x 3.6	170 x 93	Rectangular	Central vacuum	5/8-24 UNF	23	11	3.97	1.8	34.8	78	89	1/4
CP5506-R6HSV	615 170 0710	8,000	0.5	375	6.7 x 3.6	170 x 93	Rectangular	Self vacuum	5/8-24 UNF	23	11	3.97	1.8	34.8	81	92	1/4
CP5506-R6SV	615 170 0700	8,000	0.5	375	6.7 x 3.6	170 x 93	Rectangular	Self vacuum	5/8-24 UNF	23	11	3.75	1.7	35.1	82	93	1/4
CP5506-R8H	615 170 0680	8,000	0.5	375	8.5 x 4.5	215 x 113	Rectangular	Non vacuum	5/8-24 UNF	23	11	4.19	1.9	27.2	83	94	1/4
CP5506-R8HCV	615 170 0760	8,000	0.5	375	8.5 x 4.5	215 x 113	Rectangular	Central vacuum	5/8-24 UNF	23	11	4.19	1.9	27.2	80	91	1/4
CP5506-R8HSV	615 170 0720	8,000	0.5	375	8.5 x 4.5	215 x 113	Rectangular	Self vacuum	5/8-24 UNF	23	11	4.19	1.9	27.2	81	92	1/4
CP5518-50	615 170 1980	10,000	0.5	375	5	127	Circular	Non vacuum	5/8-24 UNF	23	11	2.65	1.2	<2.5	80	91	1/4
CP5518-50H	615 170 1970	10,000	0.5	375	5	127	Circular	Non vacuum	5/8-24 UNF	23	11	2.87	1.3	<2.5	81	92	1/4

All models: Hose int. 3/8" (10mm) - @90 PSI (@6.3 Bar)

Listed specifications are for reference only. Please check documents in each tool.

Sanders & Polishers



CP7268

Pad capacity 2.75 x 17.5"

IN-LINE SANDING

For operators working in body shops applications for fast material removal, body smoothing, and for large surfaces who look for efficient tools, CP7268 series is the straight line air sander that you need.



FEATURES AND BENEFITS

- Heavy-duty dual piston straight line air sander for fast material removal, body smoothing, and for large surfaces
- Easy comfort trigger and handle
- 1" (25mm) stroke

See accessories page 145

MODEL	PART NUMBER	FREE SPEED	GRIP	PAD CAPACITY		AIR CONS. AT FREE SPEED		AIR CONS. @LOAD		NET WEIGHT		VIBRATION LEVEL	SOUND PRESS.	SOUND POWER	AIR INLET
		rpm		in.	mm	cfm	l/s	cfm	l/s	lb	kg	ISO 28927 (M/S ²)	ISO 15744 - dB(A)	in.	
CP7268	894 107 2680	5,000	Palm	2.75x17.5	70x445	14	6.6	10	5.1	6.06	2.75	-	93	-	1/4

All models: Hose int. 3/8" (10mm) - @90 PSI (@6.3 Bar)

Listed specifications are for reference only. Please check documents in each tool.

Jitterbug Sanders

Power capacity 0.3 hp (210 W)



Orbit Size 3/32"/2.5mm



CP7263E



Orbit Size 3/32"/2.5mm



CP7264CVE



Orbit Size 3/32"/2.5mm



CP7267CVE

ERGONOMIC & POWERFUL

FEATURES AND BENEFITS

- Operator comfort with ergonomic palm shape in soft grip for perfect control
- Productivity increased with low vibration level and low noise level
- Powerful motor 0.3 hp (210 W) for vertical and horizontal applications
- Rectangle, delta random orbital with palm sander with 3/32"(2.5mm) orbit for surface preparation from body filler to paint primer

CP7263CVE

Same features as CP7263E with Central Vacuum

CP7267E

Same features as CP7267CVE non-Vacuum

See accessories page 145

MODEL	PART NUMBER	FREE SPEED	POWER		PAD CAPACITY		PAD TYPE	VAC	AIR CONS. AT FREE SPEED		AIR CONS. @LOAD		NET WEIGHT		VIBRATION LEVEL ISO 28927 (M/S ²)	SOUND PRESS.	SOUND POWER	AIR INLET
		rpm	hp	W	in.	mm			cfm	l/s	cfm	l/s	lb	kg	a	ISO 15744 - dB(A)	in.	
CP7263E	894 107 2650	10,000	0.3	210	3x4-1/4	74x109	Foam	Non vacuum	18	8.5	18	8.5	1.39	0.63	-	78	-	1/4
CP7263CVE	894 117 2650	10,000	0.3	210	3x4-1/4	74x109	Foam	Central vacuum	18	8.5	18	8.5	1.5	0.68	-	78	-	1/4
CP7264E	894 107 2640	10,000	0.3	210	2-3/4x7-3/4	70x198	Foam	Non vacuum	18	8.5	18	8.5	1.54	0.7	-	78	-	1/4
CP7264CVE	894 117 2640	10,000	0.3	210	2-3/4x7-3/4	70x198	Foam	Central vacuum	18	8.5	18	8.5	1.65	0.75	-	78	-	1/4
CP7266E	894 107 2660	10,000	0.3	210	3-1/4x5	80x130	Foam	Non vacuum	18	8.5	18	8.5	1.46	0.66	-	78	-	1/4
CP7266CVE	894 117 2660	10,000	0.3	210	3-1/4x5	80x130	Foam	Central vacuum	18	8.5	18	8.5	1.57	0.71	-	78	-	1/4
CP7267E	894 107 2670	10,000	0.3	210	3-7/8x5-5/8	100x144	Foam	Non vacuum	18	8.5	18	8.5	1.46	0.66	-	78	-	1/4
CP7267CVE	894 117 2670	10,000	0.3	210	3-7/8x5-5/8	100x144	Foam	Central vacuum	18	8.5	18	8.5	1.57	0.71	-	78	-	1/4

All models: Hose int. 3/8" (10mm) - @90 PSI (@6.3 Bar)

Listed specifications are for reference only. Please check documents in each tool.

Sanders & Polishers

Belt sanders

Power capacity 0.3 to 0.5hp (260 to 380 W)



CP9779

FLEXIBLE & EASY HANDLING

FEATURES AND BENEFITS

- Rubber molded grip, handle exhaust and swivel air inlet for better operator comfort
- Quick change belt replacement for easier maintenance
- Adjustable sanding arm



CP858

PRODUCTIVITY & DURABILITY

FEATURES AND BENEFITS

- Quick change belt replacement for easier maintenance
- Handle exhaust for better operator comfort
- Adjustable sanding arm



CP9779



CP9780

Same features as CP9779 with 20,000 rpm

See accessories page 145

MODEL	PART NUMBER	FREE SPEED			BELT CAPACITY		AIR CONS. AT FREE SPEED		AIR CONS. @LOAD		NET WEIGHT		LENGTH		VIBRATION LEVEL ISO 28927 (M/S ²)	SOUND PRESS.	SOUND POWER	AIR INLET
		rpm	hp	W	in.	mm	cfm	l/s	cfm	l/s	lb	kg	in.	mm	a	ISO 15744 - dB(A)	in.	
CP9779	615 193 9779	22,000	0.35	260	3/8x13	10x330	13	6.3	59	28	1.98	0.9	11.97	304	<2.5	90.5	-	1/4
CP9780	615 193 9780	20,000	0.51	380	3/4x20-1/2	20x520	14	6.9	63	30	3.31	1.5	14.96	380	<2.5	90.5	-	1/4
CP858	T025179	18,000	0.4	300	3/8x13	10x330	22	10	46	22	1.87	0.85	10.83	275	<2.5	92.8	-	1/4

All models: Hose int. 3/8" (10mm) - @90 PSI (@6.3 Bar)

Listed specifications are for reference only. Please check documents in each tool.

Belt sanders

Power capacity 0.4 hp (300 W)



CP5080-3260D12 CP5080-3260H19

UNIVERSAL AND VERSATILE BELT SANDER

FEATURES AND BENEFITS

- Sanding head pivots 360° for multi position sanding
- Easy change of abrasives and contact arm
- Simple and robust design

CP5080-3260D12K

Same features as CP5080-3260D12 including blowcase and accessories

See accessories page 145

MODEL	PART NUMBER	FREE SPEED		POWER		BELT CAPACITY		AIR CONS. AT FREE SPEED		AIR CONS. @LOAD		NET WEIGHT		LENGTH		VIBRATION LEVEL ISO 28927 (M/S ²)	SOUND PRESS.	SOUND POWER	AIR INLET
		rpm	hp	W	in.	mm	cfm	l/s	cfm	l/s	lb	kg	in.	mm	a	ISO 15744 - dB(A)		in.	
CP5080-3260D12	615 162 0000	26,000	0.4	300	1/2x12	13x305	21	10	37	17	1.7	0.77	11.02	280	<2.5	81.5	-	1/4	
CP5080-3260D12K	615 162 0050	26,000	0.4	300	1/8-1/2x12	3-13x305	21	10	37	17	1.7	0.77	11.02	280	<2.5	81.5	-	1/4	
CP5080-3260H19	615 162 0200	26,000	0.4	300	1/2-1x19	13-25x480	21	10	37	17	2.51	1.14	14.57	370	<2.5	79.2	-	1/4	

All models: Hose int. 3/8" (10mm) - @90 PSI (@6.3 Bar)

Listed specifications are for reference only. Please check documents in each tool.

Sanders & Polishers

Belt sanders

Power capacity 0.5 to 0.8hp (400 to 560 W)



CP5080-4200D24



CP5080-4200H18



CP5080-5220H18

UNIVERSAL AND VERSATILE BELT SANDER

FEATURES AND BENEFITS

- Sanding head pivots 360° for multi position sanding
- Easy change of abrasives and contact arm
- Simple and robust design

CP5080-4200H18K

Same features as CP5080-3260D12 including blowcase and accessories

See accessories page 145

MODEL	PART NUMBER	FREE SPEED		POWER	BELT CAPACITY		AIR CONS. AT FREE SPEED		AIR CONS. @LOAD		NET WEIGHT		LENGTH		VIBRATION LEVEL ISO 28927 (M/S ²)	SOUND PRESS. ISO 15744 - dB(A)	SOUND POWER	AIR INLET
		rpm	hp		W	in.	mm	cfm	l/s	cfm	l/s	lb	kg	in.				
CP5080-4200D24	615 162 0010	20,000	0.54	400	1/2x24	13x610	25	12	45	21	3.06	1.39	15.35	390	<2.5	78	-	1/4
CP5080-4200H18	615 162 0020	20,000	0.54	400	1/2x18	13x457	25	12	45	21	2.82	1.28	13.39	340	<2.5	80	-	1/4
CP5080-4200H18K	615 162 0040	20,000	0.54	400	1/2-3/4x18	13-19x457	25	12	45	21	3.06	1.39	13.39	340	<2.5	78	-	1/4
CP5080-5220H18	615 162 0030	22,000	0.75	560	1x18	25x457	31	15	57	27	3.26	1.48	13.39	340	<2.5	84	-	1/4

All models: Hose int. 3/8" (10mm) - @90 PSI (@6.3 Bar)

Listed specifications are for reference only. Please check documents in each tool.

Sanders Accessories & Spares

ACCESSORIES INCLUDED

BACKING PAD



TOOL'S MODEL	ITEM	ACCESSORY'S DESCRIPTION
CP9778	3" (75mm)	205 048 5063
	4,5" (115mm)	205 048 5073
	5,5" (140mm)	205 048 5083
CP7202D	3" ROLOC backing pad 1/4"-20 female thread (must be used with Surface Prep Pad)	CA158102
CP3070	Backing Pad 5" (125mm)	205 054 8393
	Backing Pad 3" (76mm)	205 054 8383
	Holder flange	205 054 8403
	Wrench kit	205 054 8333

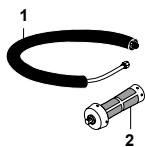


TOOL'S MODEL	ITEM	ACCESSORY'S DESCRIPTION
CP3019-..	Exhaust hose	615 875 1060
	Flat wrench	615 801 0030



TOOL'S MODEL	ITEM	ACCESSORY'S DESCRIPTION	ACCESSORY'S PART N°
"CP3030-4..AFR CP3030-5..AFR"	1	Series 200 collet holder	615 523 0230
	2	Series 200 collet nut	615 607 1440
	3	Collet Ø 1/8" (2,4 to 3,2mm)	615 526 0610
		Collet Ø 5,2 to 6mm	615 526 0620
		Collet Ø 1/4" (5,55 to 6,35mm)	615 526 0630
		Collet Ø 7,2 to 8mm	615 526 0640

CP3550 ACCESSORIES INCLUDED



ACCESSORY'S DESCRIPTION	ACCESSORY'S DESCRIPTION
Exhaust Kit	615 399 5230
Side Handle	205 052 4063

CP3650 ACCESSORIES INCLUDED



ACCESSORY'S DESCRIPTION	ACCESSORY'S DESCRIPTION
Vibration damping side handle	615 576 0660

CP3850 ACCESSORIES INCLUDED



ACCESSORY'S DESCRIPTION	ACCESSORY'S DESCRIPTION
Vibration damping side handle	Accessories
1/2" Air hose nipple for 5/8" Ø (15mm) hose	615 704 0140

Sanders Accessories & Spares

OPTIONAL ACCESSORIES

PADS



TOOL'S MODEL	ACCESSORY'S DESCRIPTION	ACCESSORY'S PART N°
CP3019-..	2" (50mm) Pad	205 054 9913
CP3030-325AFR	2" (50mm) Pad	205 054 9913
CP3030-4/5..AFR	3" (75mm) Pad	205 054 9933

SILENCERS

TOOL'S MODEL	ACCESSORY'S DESCRIPTION	ACCESSORY'S PART N°
CP3019-..	Silencer Kit	615 396 1010
	Clippable Silencer	615 396 1240
CP3030	Clippable Silencer	615 396 1240

TUNE UP KIT



ITEM	TUNE UP KIT
CP3030-3..	205 054 6403
CP3030-4..	205 054 7863
CP3030-5..	205 054 7923
CP3070-120G	205 054 8293
CP9778	205 050 6663
CP9779	205 050 3853
CP9780	205 050 3863
CP3550-...	615 399 5300
CP3650-...	615 450 3145
CP854	C138089
CP9120CR	205 050 4823
CP9123	205 050 3733
CP9121/CP9122	205 050 4823
CP53	615 396 3060

CP3550 ACCESSORIES



TOOL'S MODEL	ACCESSORY'S DESCRIPTION	ACCESSORY'S PART N°
1	Low vibration handle	615 576 0780
2	Semi-hard backing pad 5" (125mm) with nut M14 & 5/8"	615 804 0740

DIAMOND CUTTING KIT



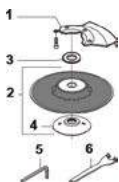
TOOL'S MODEL	ACCESSORY'S DESCRIPTION	ACCESSORY'S PART N°
CP3550-AA/AB	Diamond Disc 127mm	615 804 9150
	Dust extraction kit	615 399 2810

DUST EXTRACTION KIT Ø 5" (125MM)



TOOL'S MODEL	ACCESSORY'S DESCRIPTION	ACCESSORY'S PART N°
CP3550-AA/AB	Dust extraction kit	615 399 2800

SANDING KIT FOR STANDING ABRASIVE DISC 5" (125MM)



TOOL'S MODEL	ITEM	ACCESSORY'S DESCRIPTION	ACCESSORY'S PART N°
CP3550-AA/AB	1	Assembly Kit	615 396 0720
	2	Guard	615 504 1450
	3	Backing pad (with nut M14 & 5/8")	615 990 1270
	3	Washer M14	615 641 0270
		Washer 5/8"	615 642 0500

SANDING KIT FOR SEMI RIGID DISC 5" (125MM)



TOOL'S MODEL	ITEM	ACCESSORY'S DESCRIPTION	ACCESSORY'S PART N°
CP3550-AA		Complete kit	615 396 0750
	1	Finger Guard	615 504 1450
	2	Backing pad	615 990 1290
	3	Washer M14	615 641 0270

PADS



TOOL'S MODEL	ACCESSORY'S DESCRIPTION	ACCESSORY'S PART N°
CP3650-...	Backing pad Ø5" M14 5/8" Rigid	615 990 1990
	Backing pad Ø4,5" M14 & 5/8" Soft	615 990 1270
	Backing pad Ø5" M14 5/8" Semi hard	615 804 0740
	Backing pad Ø5" M14 5/8" Semi rigid	615 990 1290
CP3650-085AA CP3650-085AB CP3650-075AB	Backing pad Ø7" M14 5/8" Soft	615 990 1330
	Backing pad Ø7" M14 5/8" Rigid	615 990 1340

SILENCER CP3650-..



IMAGE	ACCESSORY'S DESCRIPTION	ACCESSORY'S PART N°
1	Silencer kit	615 396 1660
	Clip-on silencer	615 396 9570
	Exhaust hose	615 875 1130

FINGER GUARD



TOOL'S MODEL	ACCESSORY'S DESCRIPTION	ACCESSORY'S PART N°	ACCESSORY'S PART N°
CP3650-..	Suction kit for 5" sanding disc	615 813 6220	
CP3650-085AA CP3650-085AB CP3650-075AB	Suction kit for 7" sanding disc	615 813 6230	
CP3650-..	1 Small Finger guard 5"	615 813 6240	
	2 Large Finger guard 7"	615 813 6250	

CP3850 OPTIONAL ACCESSORIES



TOOL'S MODEL	ACCESSORY'S DESCRIPTION	ACCESSORY'S PART N°
CP3850-65ABVE / CP3850-60AB	Pad 9" (230mm) kit	615 990 1410
CP3850-77AB	Pad 7" (180mm) kit	615 990 1330
CP3850-85ABVE / CP3850-77AB	Rigid Pad 7" (180mm)	615 990 1340

TOOL'S MODEL	ACCESSORY'S DESCRIPTION
Dust extract kit CP3850 180mm (7") 2	205 055 3563
Dust extract kit CP3850 cutting	205 055 3573

Sanders Accessories & Spares

BACKING PADS



TOOL'S MODEL	ACCESSORY'S DESCRIPTION	ACCESSORY'S PART N°
CP3511	5"(125mm) Pad PSA w/o hole	894 016 6665
CP3510	5"(125mm) Pad Hook & Loop w/o hole	894 016 6666
CP3512	5"(125mm) Pad PSA w/ 5 holes (for SV & CV)	894 016 6667
CP3514	5"(125mm) Pad Hook & Loop w/ 5 holes (for SV & CV)	894 016 6668
	6" (150mm) Pad PSA with 15 holes	894 016 8235
	6" (150mm) Pad H&L with 15 holes	894 016 8236
CP7215/25/55(H)	6" (150mm) Pad PSA with 6 holes (Only CP tools)	894 016 3457
	6" (150mm) Pad H&L with 6 holes (Only CP tools)	894 016 3458
	6" (150mm) Pad PSA	894 016 3455
	6" (150mm) Pad H&L	894 016 3456
CP7225/55	3" (75mm) Pad PSA w/o hole	894 016 7203

RECTANGULAR SANDING PADS



TOOL'S MODEL	ACCESSORY'S DESCRIPTION	ACCESSORY'S PART N°
CP7263E	3"x4-1/4" (74x109mm) -NV -H&L Pad	894 016 8997
CP7263CVE	3"x4-1/4" (74x109mm) -CV -H&L Pad	894 016 8998
CP7264 Serie	2-3/4"x7-3/4" (70x198mm) -CV - H&L Pad	894 016 9002
CP7266E	3-1/4"x5" (80x130mm) -CV - H&L Pad	894 016 8999
CP7266CVE	3-1/4"x5" (80x130mm) -NV - H&L Pad	894 016 9000
CP7267 Serie	3-7/8"x5/-5/8" delta (100x144) - CV - H&L Pad set	894 016 9001

DUST EXTRACTION KIT FOR SELF GENERATE VACUUM



TOOL'S MODEL	ACCESSORY'S DESCRIPTION	ACCESSORY'S PART N°
CP3512 CP7255SV CP7215SVE	Dust extraction kit (1 dust bag + dust hose)	205 052 2453
CP7250SVE CP7255SVE	Dust bag set (5 pcs dust bag)	205 052 3203

SANDING PAPER FOR CP7202D



TOOL'S MODEL	ACCESSORY'S DESCRIPTION	ACCESSORY'S PART N°
1	Ø 3" (75mm) Sanding Disc 60 Grit (5pcs)	894 016 1712
	Ø 3" (75mm) Sanding Disc 80 Grit (5pcs)	894 016 1713
	Ø 3" (75mm) Sanding Disc 100 Grit (5pcs)	894 016 1714
	Ø 3" (75mm) Sanding Disc 120 Grit (5pcs)	894 016 1715
2	Ø 3" (75mm) Surface Prep Pad fine (5pcs)	894 016 1716
3	Ø 3" (75mm) Surface Prep Pad medium (5pcs)	894 016 1717
4	Ø 3" (75mm) Surface Prep Pad coarse (5pcs)	894 016 1718



TOOL'S MODEL	ACCESSORY'S DESCRIPTION	ACCESSORY'S PART N°
CP7220CVE CP7250CVE CP3514/15	Vacuum hose adaptator ø25 (1") / ø28 (1-1/8")	615 804 4480
CP7225/55/15CV(E) CP7263/64/66/67CVE	Vacuum hose adaptator ø25 (1") / ø32 (1-1/4")	615 350 1170



TOOL'S MODEL	ACCESSORY'S DESCRIPTION	ACCESSORY'S PART N°
CP9778	Ø 3,75" (95mm) Back -up	KF137215
CP7202D	3" ROLLOC Backing Pad 1/4-20 female thread (must be used with Surface Prep Pad)	CA158102

PADS FOR CP53../CP55..



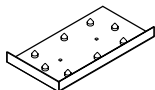
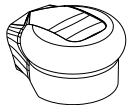
TOOL'S MODEL	ACCESSORY'S DESCRIPTION	ACCESSORY'S PART N°
CP5303-60; CP5314-60; CP5306-60H/ CP5510-60/CP5510-60H/CP5518-60H	Scrim-backed pad, Ø6"	615 990 1540
CP5303-60SV; CP5314-60SV; CP5306-60HCV; CP5314-60HCV; CP5306-60HSV; CP5314-60HSV/CP5510-60CV/CP5510- 60HCV/CP5510-60SV/CP5518-60HSV CP5510-60HSV/CP5518-60HCV/ CP5303-50; CP5306-50/CP5510-50H	Scrim-backed pad, Ø6" with holes	615 990 1550
CP5303-50CV; CP5303-50SV; CP5306-50CV; CP5306-50SV/CP5510-50HCV/CP5510-50HSV	Scrim-backed pad, Ø5"	615 990 1560
CP5303-35; CP5306-35	Scrim-backed pad, Ø3.5"	615 990 1580
CP5318-30H	Scrim-backed pad, Ø3" CP5318-30H	615 990 1780
CP5510-44H	Velcro-backed pad Ø4-3/8"	615 990 1020
CP5510-44H	Velcro-backed pad Ø4-3/8"	615 990 1010
CP5510-50H/CP5518-50H	Pad-sanding Ø5" (PSA)	615 990 1610
CP5510-50H/CP5518-50H	Pad-sanding Ø5" with holes (PSA)	615 990 1620
CP5510-60/CP5510-60H/CP5518-60H/ CP5518-60HCV/CP5518-60HSV	Pad-sanding Ø6" (PSA)	615 990 1590
CP5510-60/CP5510-60H/CP5518-60H/ CP5518-60HCV/CP5518-60HSV	Pad-sanding Ø6" with holes (PSA)	615 990 1600
CP5506-R6/CP5506-R6H	Complete pad-sanding 170 x 93 mm	615 350 0180
CP5506-R8H	Complete pad-sanding 215 x 113 mm	615 350 0190
CP5506-R6/CP5506-R6H	Pad 6-5/8" x 3-5/8" (170 x 93mm) 8 side holes	615 350 0570
CP5303-R5/R5CV/R5SV	Velcro rectangular pad (Hole distance 60mm)	615 350 1210

DUST EXTRACTION KITS CP53../CP55



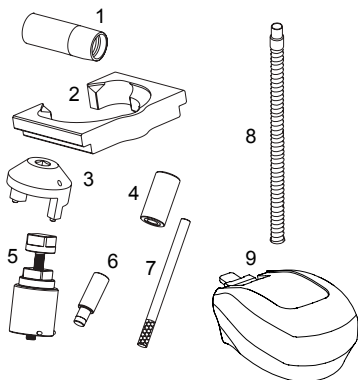
TOOL'S MODEL	ACCESSORY'S DESCRIPTION	ACCESSORY'S PART N°
CP5306-60HSV/CP5303-50SV/CP5303-60SV/ CP5306-35SV/CP5306-50SV/CP5314-60SV	Dust extraction kit	615 396 2640
CP5510-50HSV/CP5510-60SV/CP5510-60HSV	Aspiration kit complete	615 399 4710

HANDLE/GRIP



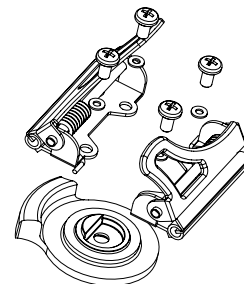
TOOL'S MODEL	ACCESSORY'S DESCRIPTION	ACCESSORY'S PART N°
CP53..	Round grip	615 303 1110
CP55..	Air hose nipple 1/4" for 5/16" ID hose	615 704 0190
CP55..R	Perforating plate	615 990 0940
	Perforating plate	615 990 0950

OPTIONAL ACCESSORIES CP53..



TOOL'S MODEL	ACCESSORY'S PART N°
1 Vacuum hose adapter Ø1" / 1-1/4"	615 350 1170
2 Baseplate	615 961 1730
3 Pin wrench	615 961 1640
4 Shouldered chuck	615 961 1670
5 Extractor	615 961 1690
6 Chuck	615 961 1680
7 Lever	615 595 2020
8 Dust extraction hose	615 396 2630
9 Small grip	615 303 1090

TOOL'S MODEL	ACCESSORY'S DESCRIPTION	ACCESSORY'S PART N°
CP5303-R5/ R5CV/R5SV	Paper holder kit	615 396 4130



Belt Sanders Accessories & Spares

OPTIONAL ACCESSORIES CP5080 SERIES

CP5080-3260 SERIES - 12" (305MM)



ACCESSORY'S DESCRIPTION	ACCESSORY'S PART N°
12" (305mm) Guard Support	205 054 5513
Contact Arm 1/2"x12" (13x305mm) - 5/16" (8mm)	205 054 5523
Contact Arm 1/2"x12" (13x305mm) - 5/8" (16mm)	205 054 5543
Contact Arm 1/8"x12" (3x305mm)	205 054 5543
Contact Arm 1/4"x12" (6x305mm)	205 054 5553
Wheel Assembly 1/2" (13mm) - 5/8" (16mm)	205 054 6443
Wheel Assembly 1/2" (13mm) - 5/16" (8mm)	205 054 6503
Wheel Assembly 1/8" (3mm)	205 054 6473
Wheel assembly 1/4" (6mm)	205 054 6493
Platten Pad set 1/2"x1,97" (13x50mm)	205 054 6233
Platten Pad set 1/2"x1-15/16" (13x49mm)	205 054 6243
Platten Pad set 5/16"x2,05" (8x52mm)	205 054 6253

CP5080-5220 SERIES - 18" (457MM)



ACCESSORY'S DESCRIPTION	ACCESSORY'S PART N°
Guard support 18" (457mm)	205 054 7953
Guard support 18" (457mm) with side handle	205 054 7953
Contact Arm 5/8" to 3/4"x18" (16 to 19x457m)	205 054 5453
Contact Arm 1/2"x18" (13x457m)	205 054 5463
Contact Arm 1/8" to 1/2"x18" (3 to 13x457m)	205 054 5473
Contact Arm 1/2"x18" (13x457m)	205 054 5483
Contact Arm 1/4"x18" (6x457m)	205 054 5493
Contact Arm 1"x18" (25x457m)	205 054 5503

CP5080-4200 SERIES - 24" (610MM)




ACCESSORY'S DESCRIPTION	ACCESSORY'S PART N°
Guard Support 24" (610mm)	205 054 5413
Contact Arm 1/2"x24" (13x610mm)	205 054 5423
Contact Arm 1/4" to 1/2"x24" (6 to 13x610mm)	205 054 5433
Wheel Assembly 1/2" (13mm)	205 054 6443
Wheel assembly 1/4" (6mm)	205 054 6473
Platten Pad set 1/2"x1,97" (13x50mm)	205 054 6243



TOOL'S MODEL	TUNE UP KIT	MAINTENANCE KIT
CP5080-3260..	205 054 6403	
CP5080-4200..	205 054 7863	
CP5080-5220..	205 054 7923	
CP7215/25/55 Series	894 016 3459	894 016 3460
CP7200/50..	894 015 8345	
CP7263/64/66/67 Series	894 016 9233	
CP9778	205 050 6663	
CP9779	205 050 3853	
CP9780	205 050 3863	

CP5080-3260 SERIES - 12" (305MM)

ACCESSORY'S DESCRIPTION	IMPERIAL ("INCHES)	METRIC (MM)	FOR TOOL 1/1	FOR TOOL 2/2	GRIT	UNITS	ACCESSORY'S PART NUMBER
	1/8 x 12	3 x 305	CP5080-3260D12(K) + 205 054 55 43 Contact Arm		120	10	894 016 9706
					80	10	894 016 9705
					120	10	894 016 9710
	1/4 x 12	6 x 305	CP5080-3260D12(K) + 205 054 55 53 Contact Arm		40	10	894 016 9707
					60	10	894 016 9708
					80	10	894 016 9709
	1/2 x 12	13 x 305	CP5080-3260D12(K) + 205 054 55 33 Contact Arm		120	10	894 016 9714
					40	10	894 016 9711
					60	10	894 016 9712
	3/8 x 13	10 x 330	CP9779/CP858		80	10	894 016 9713
					100	10	894 016 9005
					120	10	894 016 9006
Sanding Belt	1/8 x 18	3 x 457	CP5080-4200H18 + 205 054 54 74 Contact Arm	CP5080-5220H18 + 205 054 54 74 Contact Arm	120	10	894 016 9716
					80	10	894 016 9715
	1/4 x 18	6 x 457	CP5080-4200H18 + 205 054 54 93 Contact Arm	CP5080-5220H18 + 205 054 54 93 Contact Arm	120	10	894 016 9720
					40	10	894 016 9717
					60	10	894 016 9718
	1/2 x 18	13 x 457	CP5080-4200H18	CP5080-5220H18 + 205 054 54 63 Contact Arm	80	10	894 016 9719
					120	10	894 016 9724
					40	10	894 016 9721
	3/4 x 18	19 x 457	CP5080-4200H18 + 205 054 53 93 Contact Arm	CP5080-5220H18 + 205 054 54 53 Contact Arm	60	10	894 016 9722
					80	10	894 016 9723
					120	10	894 016 9728
	1 x 18	25 x 457	CP5080-4200H18 + 205 054 55 03 Contact Arm		60	10	894 016 9726
80					10	894 016 9727	
40					10	894 016 9732	
3/4 x 20,4	19 x 520	CP9780		120	10	894 016 9729	
				60	10	894 016 9730	
				80	10	894 016 9731	
1/4 x 24	6 x 610	CP5080-4200D24 + 205 054 54 33 Contact Arm		100	10	894 016 9009	
				120	10	894 016 9010	
				60	10	894 016 9007	
1/2 x 24	13 x 610	CP5080-4200D24		80	10	894 016 9008	
				120	10	894 016 9736	
				40	10	894 016 9733	
				60	10	894 016 9734	
				80	10	894 016 9735	
				120	10	894 016 9740	
				40	10	894 016 9737	
				80	10	894 016 9739	

ACCESSORY'S DESCRIPTION	IMPERIAL ("INCHES)	METRIC (MM)	FOR TOOL 1/1	FOR TOOL 2/2	GRIT	UNITS	ACCESSORY'S PART NUMBER
Sanding Belt	1/2 x 12	13 x 305	CP5080-3260D12(K) + 205 054 55 33 Contact Arm		80	1	205 054 5573
					120	1	
					4913 Medium	1	
					80	1	
	1/4 x 12	6 x 305			120	1	

ACCESSORY'S DESCRIPTION	IMPERIAL ("INCHES)	METRIC (MM)	FOR TOOL 1/1	FOR TOOL 2/2	GRIT	UNITS	ACCESSORY'S PART NUMBER
Sanding Belt	3/4 x 18	19 x 457	CP5080-4200H18 + 205 054 54 53 Contact Arm	CP5080-5220H18 + 205 054 54 53 Contact Arm	80	1	205 054 5563
					120	1	
					4913 Medium	1	
					80	1	
Sanding Belt	1/2 x 18	13 x 457	CP5080-4200H18	CP5080-5220H18 + 205 054 54 63 Contact Arm	120	1	
					4913 Medium	1	
Sanding Belt	1/4 x 18	6 x 457	CP5080-4200H18 + 205 054 54 93 Contact Arm	CP5080-5220H18 + 205 054 54 93 Contact Arm	80	1	
					120	1	

DRILLS



PISTOL DRILLS

- From maintenance to very intensive industrial duty
- Hole drilling capacity up to 1/2" (13 mm) diameter in steel
- Extra-support side handle recommended for better handling with larger drilling capacity and higher torque



CORNER DRILLS

- Ideal for drilling, reaming & tapping
- Hole drilling capacity up to 2" (50 mm) dia. in mild steel, cast iron

HOW TO SELECT YOUR DRILLS?

STEP 1

Material

STEP 2

Drill bits size

STEP 3

Tool type

- ▶ Handle type
- ▶ Duty
- ▶ Reversible or non reversible
- ▶ Chuck capacity / type / brand
- ▶ Speed / stall torque

Drills

Pistol drills 1/4"



2,800 RPM



2,800 RPM



CP7300RC

CP7300RQCC

HIGH COMFORT & LIGHTWEIGHT

FEATURES AND BENEFITS

- Composite housing with thermoplastic rubber handle grip and wings on right & left sides for better operator comfort
- Large teasing trigger and progressive valve allowing more control to start holes
- Handle exhaust allowing the air to flow away from the operator
- Flat back part for better pushing action while drilling and tapping



CP7300C

Same features as CP7300RC
but non reversible

See accessories page 164

MODEL	PART NUMBER	FREE SPEED		POWER	CHUCK CAPACITY		STALL TORQUE		NET WEIGHT		LENGTH		AIR CONS. @LOAD		VIBRATION LEVEL ISO 28927 (M/S ²)		SOUND PRESS.	SOUND POWER	AIR INLET
		rpm	hp		W	in.	mm	ft.lb	Nm	lbs	kg	in.	mm	cfm.	l/s	a			
CP7300C	894 107 3013	3,300	0.31	230	1/4	6.4	1.9	2.6	1.41	0.64	6.69	170	-	-	<2,5	-	85	96	1/4
CP7300RC	894 107 3011	2,800	0.31	230	1/4	6.4	1.9	2.6	1.48	0.67	7.32	186	-	-	<2,5	-	82	93	1/4
CP7300RQCC	894 107 3012	2,800	0.31	230	1/4	6.4	1.9	2.6	1.52	0.69	7.48	190	-	-	<2,5	-	82	93	1/4

All models: Hose int. 3/8" (10mm) - @90 PSI (@6.3 Bar)

Listed specifications are for reference only. Please check documents in each tool.

Drills



CP1014P33

Pistol drills 1/4"

**HIGH TORQUE,
COMPACT,
DURABILITY
& PRECISION**

Compact drills for Industrial production, intensive duty with high durability and operator comfort.



FEATURES AND BENEFITS

- High power 0.5hp (375W) with excellent control by teasing throttle handle
- high Ergonomic with compact CP Ergo Wings body, Low Noise and Low vibrations
- High quality 1/4" (6 mm) industrial pistol drill with Jacobs industrial keyed chuck

CP1014P24

Same features as CP1014P33 with 2,400 rpm

CP1014P45

Same features as CP1014P33 with 4,500 rpm

See accessories page 164

MODEL	PART NUMBER	FREE SPEED		POWER	CHUCK CAPACITY		STALL TORQUE		NET WEIGHT		LENGTH		AIR CONS. @LOAD		VIBRATION LEVEL ISO 28927 (M/S ²)		SOUND PRESS.	SOUND POWER	AIR INLET
		rpm	hp		W	in.	mm	ft.lb	Nm	lbs	kg	in.	mm	cfm.	l/s	a			
CP1014P24	615 158 0050	2,400	0.5	370	1/4	6.4	3.4	4.6	1.19	0.54	6.3	160	19	9	3.1	2	78	89	1/4
CP1014P33	615 158 0030	3,300	0.5	370	1/4	6.4	2.6	3.5	1.19	0.54	6.3	160	19	9	-	-	78	89	1/4
CP1014P45	615 158 0010	4,500	0.5	375	1/4	6.4	2.4	3.2	1.19	0.54	6.3	160	21	10	3	1.4	78	89	1/4

All models: Hose int. 3/8" (10mm) - @90 PSI (@6.3 Bar)

Listed specifications are for reference only. Please check documents in each tool.

Drills

Pistol drills 3/8"



3,000 RPM



CP9285C

HIGH COMFORT & LIGHTWEIGHT

FEATURES AND BENEFITS

- Composite housing with thermoplastic rubber handle grip and wings on right & left sides for better operator comfort
- Large teasing trigger and progressive valve allowing more control to start holes
- Handle exhaust allowing the air to flow away from the operator
- Flat back part for better pushing action while drilling and tapping



500 RPM



CP1014P05

HIGH TORQUE, COMPACT, DURABILITY & PRECISION

FEATURES AND BENEFITS

- High power 0.5hp (375W) with excellent control by teasing throttle handle
- high Ergonomic with compact CP Ergo Wings body, Low Noise and Low vibrations
- High quality 1/4" (6 mm) industrial pistol drill with Jacobs industrial keyed chuck



2,400 RPM



CP785

DURABILITY AND SMOOTH OPERATION

FEATURES AND BENEFITS

- Powerful and efficient motor resists to stalls
- Handle exhaust allowing the air to flow away from the operator

CP9287C

Same features as CP9285C with keyless chuck

CP785QC

Same features as CP785 with keyless chuck.

See accessories page 164

MODEL	PART NUMBER	FREE SPEED	POWER	CHUCK CAPACITY		STALL TORQUE		NET WEIGHT		LENGTH		AIR CONS. @LOAD	VIBRATION LEVEL ISO 28927 (M/S2)	SOUND PRESS.	SOUND POWER	AIR INLET			
		rpm	hp	W	in.	mm	ft.lb	Nm	lbs	kg	in.	mm	cfm.	l/s	a	k	ISO 15744 - dB(A)	in.	
CP1014P05	615 158 0190	500	0.5	370	3/8	10	18.1	24.5	1.41	0.64	7.68	195	19	9	-	-	78	89	1/4
CP9285C	894 109 2850	3,000	0.62	460	3/8	10	4.1	5.5	2.4	1.09	8.23	209	21	10	<2,5	-	83.7	94.7	1/4
CP9287C	894 109 2870	3,000	0.62	460	3/8	10	4.1	5.5	2.38	1.08	8.23	209	21	10	<2,5	-	83.7	94.7	1/4
CP785	T022698	2,400	0.5	370	3/8	10	3.1	4.2	2.25	1.02	7.01	178	17	8	<2,5	-	90	101	1/4
CP785QC	T024242	2,400	0.5	370	3/8	10	3.1	4.2	2.25	1.02	7.01	178	12	6	<2,5	-	90	101	1/4

All models: Hose int. 3/8" (10mm) - @90 PSI (@6.3 Bar)

Listed specifications are for reference only. Please check documents in each tool.

Drills



CP1117 SERIES

Pistol drills 3/8"

THE BEST POWER TO WEIGHT RATIO DRILLS

The best power to weight ratio drills for Industrial production, intensive duty with high durability and operator comfort.



FEATURES AND BENEFITS

- High power 1hp (750W) with excellent control by teasing throttle handle
- high Ergonomic with compact CP Ergo Wings body, Low Noise and Low vibrations
- High quality industrial pistol drill with keyless, without chuck or Jacobs industrial keyed chuck 3/8 '(10 mm) to 1/2' (13 mm)

See accessories page 164

MODEL	PART NUMBER	FREE SPEED	POWER		CHUCK CAPACITY		STALL TORQUE		NET WEIGHT		LENGTH		AIR CONS. @LOAD	VIBRATION LEVEL ISO 28927 (M/S ²)		SOUND PRESS.	SOUND POWER	AIR INLET	
		rpm	hp	W	in.	mm	ft.lb	Nm	lbs	kg	in.	mm	cfm.	l/s	a	k	ISO 15744 - dB(A)	in.	
CP1117P26 (without chuck)	615 158 0220	2,600	1.01	750	3/8	10	4.6	6.3	2.18	0.99	7.09	180	29	14	3.6	11.8	83	94	1/4
CP1117P32 (without chuck)	615 158 0210	3,200	1.01	750	3/8	10	4	5.4	2.18	0.99	7.09	180	29	14	-	-	83	94	1/4
CP1117P60 (without chuck)	615 158 0200	6,000	1.01	750	3/8	10	2.5	3.4	2.18	0.99	7.09	180	29	14	-	-	83	94	1/4
CP1117P26 (keyless)	615 158 0140	2,600	1.01	750	3/8	10	4.6	6.3	2.18	0.99	8.27	210	29	14	3.5	11.5	83	94	1/4
CP1117P32 (keyless)	615 158 0120	3,200	1.01	750	3/8	10	4	5.4	2.18	0.99	8.27	210	29	14	-	-	83	94	1/4
CP1117P60 (keyless)	615 158 0100	6,000	1.01	750	3/8	10	2.5	3.4	2.18	0.99	8.27	210	29	14	-	-	83	94	1/4
CP1117P26	615 158 0130	2,600	1.01	750	3/8	10	4.6	6.3	2.18	0.99	7.87	200	29	14	3.6	11.8	83	94	1/4
CP1117P26 ATEX	615 158 0370	2,600	1.01	750	3/8	10	4.6	6.3	4.85	2.2	8.66	220.1	29	14	3.6	11.8	84	95	1/4
CP1117P32	615 158 0110	3,200	1.01	750	3/8	10	4	5.4	2.18	0.99	7.87	200	29	14	-	-	83	94	1/4
CP1117P32 ATEX	615 158 0360	3,200	1.01	750	3/8	10	4	5.4	3.17	1.44	8.66	220.1	29	14	-	-	83	94	1/4
CP1117P60	615 158 0090	6,000	1.01	750	3/8	10	2.5	3.4	2.18	0.99	7.87	200	29	14	-	-	83	94	1/4



All models: Hose int. 3/8" (10mm) - @90 PSI (@6.3 Bar)

Listed specifications are for reference only. Please check documents in each tool.

Drills

Reversible pistol drills 3/8"



2,100 RPM



CP9790C

HIGH COMFORT & LIGHTWEIGHT

FEATURES AND BENEFITS

- Composite housing with thermoplastic rubber handle grip and wings on right & left sides for better operator comfort
- Large teasing trigger and progressive valve allowing more control to start holes
- Handle exhaust allowing the air to flow away from the operator
- Flat back part for better pushing action while drilling and tapping

CP9792C

Same features as CP9790C with keyless chuck



2,600 RPM



CP789R-26

REVERSIBLE, HIGH TORQUE & DURABILITY

FEATURES AND BENEFITS

- Thermoplastic rubber handle grip for better operator comfort
- Teasing trigger allowing more control to start holes
- Industrial quality Jacobs chuck and gearbox for high durability

CP789R-42

Same features as CP789R-26 with 4,200 rpm



2,600 RPM



CP1114R26

REVERSIBLE, DURABLE AND ERGONOMIC

FEATURES AND BENEFITS

- High power 0.5hp (410W) with excellent control by teasing throttle handle
- high Ergonomic with compact CP Ergo Wings body, Low Noise and Low vibrations
- High quality) industrial pistol drill with 3/8" (10 mm) to 1/2" (13 mm) Jacobs industrial keyed capacity chuck
- Versatile with a forward-reverse switch for easier drilling, reaming, tapping.

See accessories page 164

MODEL	PART NUMBER	FREE SPEED	POWER	CHUCK CAPACITY		STALL TORQUE		NET WEIGHT		LENGTH		AIR CONS. @LOAD		VIBRATION LEVEL ISO 28927 (M/S2)		SOUND PRESS.	SOUND POWER	AIR INLET	
		rpm	hp	W	in.	mm	ft.lb	Nm	lbs	kg	in.	mm	cfm.	l/s	a	k	ISO 15744 - dB(A)	in.	
CP1114R26	615 158 0330	2,600	0.54	400	3/8	10	4.1	5.5	2.87	1.3	8.86	225	25	12	2.1	6.9	82	93	1/4
CP1114R26 ATEX	615 158 0390	2,600	0.55	410	3/8	10	4.1	5.5	3.53	1.6	9.68	245.9	25	12	2.1	6.9	84	95	1/4
CP1114R40	615 158 0340	4,000	0.54	400	3/8	10	1.3	1.7	2.87	1.3	8.86	225	25	12	1.3	4.3	82	93	1/4
CP789R-26	T025180	2,600	0.43	320	3/8	10	3.1	4.2	2.49	1.13	7.01	178	29	14	<2.5	-	95	106	1/4
CP789R-42	T025198	4,200	0.43	320	3/8	11	1.8	2.5	2.49	1.13	7.01	178	29	14	<2.5	-	96	107	1/4
CP9790C	894 109 7900	2,100	0.48	360	3/8	10	4.1	5.5	2.43	1.1	9.25	235	-	-	-	-	87.1	98.5	1/4
CP9792C	894 109 7920	2,100	0.48	360	3/8	10	4.1	5.5	2.43	1.1	9.25	235	-	-	<2.5	-	87.1	98.5	1/4

All models: Hose int. 3/8" (10mm) - @90 PSI (@6.3 Bar)

Listed specifications are for reference only. Please check documents in each tool.



Pistol drills 1/2"



600 RPM



CP9288C

HIGH COMFORT & LIGHTWEIGHT

FEATURES AND BENEFITS

- Composite housing with thermoplastic rubber handle grip and wings on right & left sides for better operator comfort
- Large teasing trigger and progressive valve allowing more control to start holes
- Handle exhaust allowing the air to flow away from the operator
- Flat back part for better pushing action while drilling and tapping



500 RPM



CP785H

DURABILITY AND SMOOTH OPERATION

FEATURES AND BENEFITS

- Powerful and efficient motor resists to stalls
- Handle exhaust allowing the air to flow away from the operator



500 RPM



CP789HR

REVERSIBLE, HIGH TORQUE & DURABILITY

FEATURES AND BENEFITS

- Thermoplastic rubber handle grip for better operator comfort
- Teasing trigger allowing more control to start holes
- Industrial quality Jacobs chuck and gearbox for high durability

CP9286C

Same features as CP9288C with keyed chuck

See accessories page 164

MODEL	PART NUMBER	FREE SPEED	POWER	CHUCK CAPACITY		STALL TORQUE		NET WEIGHT		LENGTH		AIR CONS. @LOAD	VIBRATION LEVEL ISO 28927 (M/S ²)	SOUND PRESS.	SOUND POWER	AIR INLET			
		rpm		hp	W	in.	mm	ft.lb	Nm	lbs	kg	in.	mm	cfm.	l/s	a	k	ISO 15744 - dB(A)	in.
CP785H	T024134	500	0.5	370	1/2	13	11.4	15.4	3	1.36	7.76	197	12	6	<2,5	-	96	107	1/4
CP789HR	T025165	500	0.43	320	1/2	13	15.6	21.1	3.24	1.47	7.99	203	29	14	<2,5	-	99	110	1/4
CP9286C	894 109 2860	600	0.48	360	1/2	13	16.2	22	3.28	1.49	9.84	250	23	11	<2,5	-	84.2	95.2	1/4
CP9288C	894 109 2880	600	0.48	360	1/2	13	16.2	22	3.2	1.45	9.84	250	23	11	<2,5	-	84.2	95.2	1/4

All models: Hose int. 3/8" (10mm) - @90 PSI (@6.3 Bar)

Listed specifications are for reference only. Please check documents in each tool.



Drills



CP1117P05

Pistol drills 1/2"

THE BEST POWER TO WEIGHT RATIO DRILLS

The best power to weight ratio drills for Industrial production, intensive duty with high durability and operator comfort.



FEATURES AND BENEFITS

- High power 1hp (750W) with excellent control by teasing throttle handle
- high Ergonomic with compact CP Ergo Wings body, Low Noise and Low vibrations
- High quality industrial pistol drill with keyless, without chuck or Jacobs industrial keyed chuck 3/8 '(10 mm) to 1/2' (13 mm)

See accessories page 164

MODEL	PART NUMBER	FREE SPEED	POWER	CHUCK CAPACITY	STALL TORQUE	NET WEIGHT	LENGTH	AIR CONS. @LOAD	VIBRATION LEVEL ISO 28927 (M/S2)	SOUND PRESS.	SOUND POWER	AIR INLET
		rpm	hp W	in. mm	ft.lb Nm	lbs kg	in. mm	cfm. l/s	a k	ISO 15744 - dB(A)		in.
CP1117P05	615 158 0170	500	1.01 750	1/2 13	22.1 30	3.37 1.53	7.99 203	29 14	2.7 8.9	83 94		1/4
CP1117P05 (keyless)	615 158 0180	500	1.01 750	1/2 13	22.1 30	3.37 1.53	7.99 203	29 14	2.7 8.9	83 94		1/4
CP1117P05 (without chuck)	615 158 0240	500	1.01 750	1/2 13	22.1 30	3.37 1.53	7.99 203	29 14	2.7 8.9	83 94		1/4
CP1117P05 ATEX	615 158 0350	500	1.01 750	1/2 13	22.1 30	4.96 2.25	10.56 268.3	29 14	2.7 8.9	84 95		1/4
CP1117P09	615 158 0150	900	1.01 750	1/2 13	14.2 19.3	2.18 0.99	7.99 203	29 14	3.7 12.1	83 94		1/4
CP1117P09 (keyless)	615 158 0160	900	1.01 750	1/2 13	14.2 19.3	2.18 0.99	7.99 203	29 14	3.7 12.1	83 94		1/4
CP1117P09 (without chuck)	615 158 0230	900	1.01 750	1/2 13	14.1 19.1	2.18 0.99	7.99 203	29 14	3.7 12.1	83 94		1/4

All models: Hose int. 3/8" (10mm) - @90 PSI (@6.3 Bar)

Listed specifications are for reference only. Please check documents in each tool.



Reversible Pistol drills 1/2"



840 RPM



CP9789C

HIGH COMFORT & LIGHTWEIGHT

FEATURES AND BENEFITS

- Composite housing with thermoplastic rubber handle grip and wings on right & left sides for better operator comfort
- Large teasing trigger and progressive valve allowing more control to start holes
- Handle exhaust allowing the air to flow away from the operator
- Flat back part for better pushing action while drilling and tapping

CP9791C

Same features as CP9789C with keyless chuck



500 RPM



CP1114R05

REVERSIBLE, DURABLE AND ERGONOMIC

FEATURES AND BENEFITS

- High power 0.5hp (410W) with excellent control by teasing throttle handle
- high Ergonomic with compact CP Ergo Wings body, Low Noise and Low vibrations
- High quality) industrial pistol drill with 3/8' (10 mm) to 1/2' (13 mm) Jacobs industrial keyed capacity chuck
- Versatile with a forward-reverse switch for easier drilling, reaming, tapping.

CP1114R05 ATEX

Same features as CP1114R05 in ATEX version



900 RPM



CP1114R09

CP1114R09

Same features as CP1114R05 with 900 rpm



CP1114R

See accessories page 164

MODEL	PART NUMBER	FREE SPEED		POWER	CHUCK CAPACITY			STALL TORQUE		NET WEIGHT		LENGTH		AIR CONS. @LOAD		VIBRATION LEVEL ISO 28927 (M/S ²)		SOUND PRESS.	SOUND POWER	AIR INLET
		rpm	hp		W	in.	mm	ft.lb	Nm	lbs	kg	in.	mm	cfm.	l/s	a	k			
CP9789C	894 109 7890	840	0.47	350	1/2	13	10.3	14	3.09	1.4	10.43	265	-	-	<2,5	-	88.3	99.3	1/4	
CP9791C	894 109 7910	840	0.47	350	1/2	13	10.3	14	3.09	1.4	10.43	265	-	-	<2,5	-	88.3	99.3	1/4	
CP1114R05	615 158 0310	500	0.55	410	1/2	13	18.6	25.2	2.87	1.3	8.46	215	25	12	2.6	8.5	82	93	1/4	
CP1114R05 ATEX	615 158 0380	500	0.55	410	1/2	13	18.6	25.2	4.41	2	10.95	278.1	25	12	2.6	8.5	82	93	1/4	
CP1114R09	615 158 0320	900	0.54	400	1/2	13	12.4	16.8	3.97	1.8	10.24	260	25	12	3.6	11.8	82	93	1/4	

All models: Hose int. 3/8" (10mm) - @90 PSI (@6.3 Bar)

Listed specifications are for reference only. Please check documents in each tool.



Drills

Specific Drills



2,100 RPM



CP887C

HIGH COMFORT & HANDLING

FEATURES AND BENEFITS

- Composite housing with thermoplastic rubber handle grip for high comfort & handling
- Compact low profile head to get into confined spaces (high quality industrial Jacobs® chucks for longer use)
- Lock-off throttle for more controlled applications
- Built-in Forward – Reverse ring for easier operations
- Handle exhaust allowing the air to flow away from the operator



2,000 RPM



CP879C

HIGH COMFORT & HANDLING

FEATURES AND BENEFITS

- Composite housing with thermoplastic rubber handle grip for high comfort & handling
- Compact low profile head to get into confined spaces (high quality industrial Jacobs® chucks for longer use)
- Lock-off throttle for more controlled applications
- Built-in Forward – Reverse ring for easier operations
- Handle exhaust allowing the air to flow away from the operator



800 RPM



CP1816

HIGH POWER, DURABILITY, D-HANDLE

FEATURES AND BENEFITS

- Powerful 1 Hp (750 W) Air motor for intensive application
- Ergonomic with a D-Handle
- Versatile with a 5/8" (16 mm) chuck capacity
- Excellent durable gearbox ensures the strong drilling

See accessories page 164

MODEL	PART NUMBER	FREE SPEED		POWER		CHUCK CAPACITY		STALL TORQUE		NET WEIGHT		LENGTH		AIR CONS. @LOAD		VIBRATION LEVEL ISO 28927 (M/S2)		SOUND PRESS.	SOUND POWER	AIR INLET
		rpm	hp	W	in.	mm	ft.lb	Nm	lbs	kg	in.	mm	cfm.	l/s	a	k	ISO 15744 - dB(A)	in.		
CP887C	894 100 8870	2,100	0.4	300	3/8	10	3.8	5.1	2.43	1.1	9.25	235	-	-	<2,5	-	82.7	93.7	1/4	
CP879C	894 100 8790	2,000	0.35	260	3/8	10	3.2	4.4	2.65	1.2	8.58	218	-	-	<2,5	-	80.6	91.6	1/4	
CP1816	615 158 0300	800	1.01	750	5/8	16	25.3	34.3	8.16	3.7	14.33	364	42	20	-	-	90	101	3/8	

All models: Hose int. 3/8" (10mm) - @90 PSI (@6.3 Bar)

Listed specifications are for reference only. Please check documents in each tool.

Corner Drills & T handle drills



140 RPM



CP1720R50

HIGH TORQUE, COMPACT, DURABILITY & PRECISION

FEATURES AND BENEFITS

- Highest power with a durable and powerfull Air motor.
- Fast with high free speed
- High capacity reversible corner drill
- Excellent durable gearbox ensures the strong drilling



480 RPM



CP1820R22

HIGHEST POWER, DURABILITY & PRECISION, REVERSIBLE

FEATURES AND BENEFITS

- Highest power with a durable and powerfull Air motor 1.2 Hp (890 W) or 2.8 Hp (2100 W).
- Fast with high free speed
- High capacity reversible corner drill
- Excellent durable gearbox ensures the strong drilling



380 RPM



CP1820R32

CP1720R32

Same feature as CP1720R50 with a chuck capacity of 32mm and 350rpm.

CP1720R22

Same feature as CP1720R50 with a chuck capacity of 22mm and 430 rpm.

See accessories page 164

MODEL	PART NUMBER	FREE SPEED		POWER		CHUCK CAPACITY		STALL TORQUE		NET WEIGHT		LENGTH		AIR CONS. @LOAD	VIBRATION LEVEL ISO 28927 (M/S ²)		SOUND PRESS.	SOUND POWER	AIR INLET
		rpm	hp	W	in.	mm	ft.lb	Nm	lbs	kg	in.	mm	cfm.	l/s	a	k	ISO 15744 - dB(A)	in.	
CP1820R32	615 158 0290	380	2.82	2100	1-1/4	32	145	196	31.9	14.5	13.9	353	110	53	2.5	8.2	110	121	1/2
CP1820R22	615 158 0280	480	1.19	890	7/8	22	57.8	78.4	16	7.3	11.1	282	42	20	3.8	12.5	98	109	1/2
CP1720R50	615 158 0270	140	2.19	1600	2	50	289	392	35.2	16	23.43	595	80	38	-	-	107	118	1/2
CP1720R32	615 158 0260	350	2.19	1600	1-1/4	32	131	177	29.7	13.5	22.76	578	63	30	-	-	104	115	1/2
CP1720R22	615 158 0250	430	1.19	890	7/8	22	59.3	80.4	15.4	7	18.58	472	53	25	-	-	106	117	1/2





All models: Hose int. 3/8" (10mm) - @90 PSI (@6.3 Bar)

Listed specifications are for reference only. Please check documents in each tool.

Drills accessories



ACCESSORIES INCLUDED

CHUCKS

	ACCESSORY'S MODEL	ACCESSORY'S DESCRIPTION	THREAD	MIN CAPACITY (mm)	MAX CAPACITY (mm)	MIN CAPACITY (in)	MAX CAPACITY (in)	ACCESSORY'S PART NUMBER													
	CP1014P24/33/45	Chuck & Key	3/8"-24	0,7	6	1/35"	1/4"	205 055 5863													
		Key						205 055 5873													
	CP1014P05	Chuck & Key	3/8"-24	1	10	1/32"	3/8"	C142408													
	CP785	Key						CA050120													
	CP1117P																				
	CP789R..																				
	CP1117P CP785H CP789R	Chuck & Key	3/8"-24	1	13	1/32"	1/2"	S066095													
		Key						CA050122													
	CP1014P... CP785 CP1117P CP789R...	Keyless chuck	3/8"-24	1,5	10	1/16"	3/8"	205 050 2073													
								CP1117P... CP789R...	Keyless chuck	3/8"-24	1,5	13	1/16"	1/2"	205 050 2063						
															Chuck & Key	3/8"-24	1	13	1/32"	1/2"	894 017 4027
															Key						894 017 4029
CP1114R05/09	Chuck & Key	3/8"-24	1	13	1/32"	1/2"	894 017 4028														
CP1114R26/40	Key						894 017 4029														

OPTIONAL ACCESSORIES

CHUCKS

	ACCESSORY'S MODEL	ACCESSORY'S DESCRIPTION	THREAD	MIN CAPACITY (mm)	MAX CAPACITY (mm)	MIN CAPACITY (in)	MAX CAPACITY (in)	ACCESSORY'S PART NUMBER					
	CP1014P... CP1117P... CP785H CP789HR...	Chuck & Key	3/8"-24	0,5	6	1/64"	1/4"	894 017 0364					
		Chuck & Key						894 017 0366					
	CP1114R26/40 CP1114R05/09 CP1114R26/40	Chuck	3/8"-24	1	13	1/32"	1/2"	S066095					
		Key						CA050122					
		Keyless chuck						3/8"-24	1,5	13	1/16"	1/2"	205 050 2073
		Keyless chuck						3/8"-24	1,5	10	1/16"	3/8"	205 050 2063

SUSPENSION BALL



TOOL'S MODEL	ACCESSORY'S DESCRIPTION	MAINTENANCE KIT
CP1014P...	Suspension Ball	205 055 5853
CP1114R..	Suspension Ball	473153
CP1117R...	Suspension Ball	894 016 8729

SIDE HANDLE



TOOL'S MODEL	ACCESSORY'S DESCRIPTION	MAINTENANCE KIT
CP1014P05	Handle fixture	205 055 5883
	Handle	205 055 2473
CP1114R05/09	Side fixture and handle	894 017 4061
CP1114R05/09	Handle fixture	205 055 2463
	Handle	205 055 2473
CP785H CP789HR	Handle fixture	CA146179
	Handle	C136901

TUNE UP KIT



TOOL'S MODEL	MAINTENANCE KIT	SMALL PARTS KIT
CP1014P...	205 055 5513	
CP1114R	894 017 4059	
CP1117P...	205 055 2333	
CP1720R22	894 017 0561	
CP1720R32/R50	894 017 0580	
CP1816	894 017 0380	
CP1820R22	894 017 0656	
CP1820R32	894 017 0672	
CP1720R50	894 017 0580	
CP9285C & CP9287C	894 017 5286	
CP9790C & CP9792C	894 017 5273	894 017 5272
CP879C	894 017 5403	894 017 5410
CP9286C & CP9288C	894 017 5281	894 017 5280
CP9789C & CP9791C	894 017 5273	894 017 5259
CP887C	894 017 5403	894 017 5402

PERCUSSIVE TOOLS



▶ **IN-LINE NEEDLE SCALER / CHIPPING HAMMER**

Quick change 2 in 1 needle scaler and chipping hammer for less down time



▶ **NEEDLE SCALERS**

Perfect for derusting applications, pistol or in-line needle scalers are used in almost all the industry



▶ **CHIPPING HAMMERS**

Pistol or in-line chipping hammers including selection of unique vibration damping body to improve operator comfort and minimize fatigue

HOW TO DEFINE THE RIGHT PERCUSSIVE TOOL?

STEP 1

Applications

- ▶ Rust removal
- ▶ Deburring
- ▶ Weld flux chipping
- ▶ Duty
- ▶ Access

STEP 2

Consumables




- ▶ Needles size and number
- ▶ Chisel type and dimensions

STEP 3

Tools

- ▶ Handle type
- ▶ Vibration level
- ▶ Stroke capacity
- ▶ Bore

PERCUSSIVE TOOLS

	PEN/AIR SCRIBE	NEEDLE SCALERS	CHIPPERS	HAMMERS	SCALERS	SAND RAMMERS
SUPER INDUSTRIAL 		B15M / B16M / B18M B19M / B21M B16MV / B18MV / B19MV CP0456-LESAN	B15B / B16B(BV) B18B(BV) / B19B(BV) B21B	CP9362-2R-2H / CP9363-1R-1H CP9363-2R-2H / CP9363-3R-3H CP9363-4R-4H CP9373-2R-2H / CP9373-3R-3H CP9373-4R-4H	B20 / B20-0 B20-00 / B20-1 B20L / B20L-1 B14A / B23	CP0200B18 / B22/B25 CP0200B19L / B22L/B25L / B32L CP0200B19-2F / B22-2F / B25-2F CP0200B18L-2F / B22L-2F / B25L-2F / B32L-2F
INDUSTRIAL MAINTENANCE AND PRODUCTION 	CP9361 CP9160	CP0951 / CP0952 CP9356NS		CP714 / CP716 / CP717 RA1(BL) / RA2C(H) GV5		
GENERAL MAINTENANCE 		CP7115 CP7125 CP7120		CP7111		

Percussive Tools

Engraving Pens




CP9361

ENGRAVING PEN AND PRECISION CHISEL HAMMER

FEATURES AND BENEFITS

- Highest durability in the market.
- Convertible to a hammer or a light scaler.
- Lightweight and easy handling for operator comfort.



CP9161

EFFICIENT AND LOW NOISE ENGRAVING PEN

FEATURES AND BENEFITS

- Needle with a carbide tip easy to change for fast maintenance.
- Marking on almost every surface and material, including glass, stone and metal.
- Smooth adjustable power for easy handling
- Low weight for operator comfort



CP9361

CP9361-1 Kit

Same features as CP9361 with carrying case, stylus, chisels, pneumatic hose and filter.

See accessories page 179

MODEL	PART NUMBER	SHANK			BLOWS PER MINUTE	AIR CONS. @LOAD		WEIGHT		LENGTH		VIBRATION LEVEL ISO 28927 (MS2)		SOUND PRESS. ISO 15744 - dB(A)	SOUND POWER	AIR INLET
		shape	in.	mm		blows/min	cfm	l/s	lb	kg	in.	mm	a			
CP9361	T012644	Hex	1/8	3	13,500	0.2	0.1	0.31	0.14	5	127	5.1	16.7	79	90	1/4
CP9161	615 182 0000	-	-	-	-	-	0.6	0.26	0.12	6.9	175	-	-	72	-	1/8BSP
CP9361-1	T011970															

All models: Hose int. 3/8" (10mm) - @90 PSI (@6.3 Bar)

Listed specifications are for reference only. Please check documents in each tool.

Pistol needle scaler



Needle capacity :19x1/8 (3)



CP7125

HIGH DURABILITY AND ROBUST FOR GENERAL MAINTENANCE OPERATIONS

FEATURES AND BENEFITS

- Rubber sleeve on pistol handle for better comfort & maneuverability
- 4000 blows per minute for high efficiency on cleaning up operations
- Delivered with 2 sets of needles: 19 x 1/8" (3 mm) for standard usage and 29 x 5/64" (2 mm) for finer usage



Needle capacity :19x1/8 (3)



B18M

GREAT SIZE AND POWER

FEATURES AND BENEFITS

- Great size and power guarantees comfort to the operator in a wide range of applications
- Adjustable barrel extends needle life
- Great durability on all industrial maintenance and production applications
- Easy to change to chipping hammer
- Cushion grip for operator comfort



Needle capacity :19x1/8 (3)



B18MV

PISTOL VIBRATION-DAMPED NEEDLE SCALER

FEATURES AND BENEFITS

- Low vibrations for smooth operations
- Perfect tool for long hours of operations
- Cover a wide range of applications
- Adjustable barrel extends needle life
- Easy to convert into chipping hammer

B19M

Same features as B18M with 2,200 blows per minute & 28 x 1/8" needle capacity

B19MV

Same features as B18MV with 3000 blows per minute & 28 x 1/8" needle capacity

See accessories page 179

MODEL	PART NUMBER	BORE		STROKE		NEEDLE CAPACITY	BLOWS PER MINUTE	AIR CONS. @LOAD		WEIGHT		LENGTH		VIBRATION LEVEL ISO 28927 (M/S2)		SOUND PRESS. ISO 15744 - dB(A)	SOUND POWER	AIR INLET
		shape	in.	in.	mm			Qty (Ø)	cfm	l/s	lb	kg	in.	mm	a			
CP7125	894 107 1250	21	0.83	1.32	21	19x1/8 (3)	4000	4.7	2.2	6.17	2.8	12.8	325	19.2	63	105	116	1/4
B18MV	615 174 0520	23.5	0.93	0.43	23.5	19x1/8 (3)	2400	4.2	2	5.95	2.7	13.39	340	5	16.4	86	97	1/4
B18M	615 174 0280	23.5	0.93	1.4	23.5	19x1/8 (3)	3000	5.5	2.6	5.95	2.7	12.4	315	19.1	62.7	100	111	1/4
B19MV	615 174 0540	34.4	1.35	0.79	34.4	28x1/8 (3)	3000	4.4	2.1	7.74	3.51	14.76	375	4.6	15.1	88	99	1/4
B19M	615 174 0320	28.6	1.13	1.54	28.6	28x1/8 (3)	2200	8.1	3.8	8.16	3.7	13.46	342	16.9	55.4	91	112	1/4

All models: Hose int. 3/8" (10mm) - @90 PSI (@6.3 Bar)

Listed specifications are for reference only. Please check documents in each tool.

Percussive Tools

Straight needle scaler



Needle capacity :12x1/8 (3)



CP7115

COMPACT TO REACH SMALL AREAS

FEATURES AND BENEFITS

- Delivered with a set of needles 12 x 1/8" (3 mm)
- Great to reach surfaces in confined spaces
- Great for rust removal on chassis, wheel drums cleaning or surface clean-up



Needle capacity :19x1/8 (3)



CP7120

CONVERTIBLE NEEDLES SCALER / CHISEL HAMMER

FEATURES AND BENEFITS

- Easily converts into a chipping hammer
- Durable and economical solution
- Quick change chisel retainer
- Adjustable sleeve, 19 x 1/8" (3 mm) steel needles and 1.37" (35 mm) width chisel with high resistance to wear

See accessories page 179

MODEL	PART NUMBER	BORE		STROKE		NEEDLE CAPACITY	BLOWS PER MINUTE	AIR CONS. @LOAD		WEIGHT		LENGTH		VIBRATION LEVEL ISO 28927 (M/S ²)		SOUND PRESS.	SOUND POWER	AIR INLET
		shape	in.	in.	mm			Qty (Ø)	cfm	l/s	lb	kg	in.	mm	a			
CP7115	894 107 1150	14	0.55	1.26	14	12x1/8 (3)	4000	4.2	2	2.87	1.3	11.42	290	11.4	37.4	99	110	1/4
CP7120	894 107 1200	25	0.98	1.12	25	19x1/8 (3)	4800	15	7.4	6.17	2.8	17.99	457	11.4	37.4	99	110	1/4

All models: Hose int. 3/8" (10mm) - @90 PSI (@6.3 Bar)

Listed specifications are for reference only. Please check documents in each tool.

Straight Pistol needle scaler



Needle capacity :19x1/8 (3)



CP9356NS

STURDY DESIGN FOR INDUSTRIAL MAINTENANCE

FEATURES AND BENEFITS

- Versatile design with good durability
- Sturdy and simple design for everyday use
- Easy to convert into a weld flux chipping hammer
- Needle capacity 19 x 1/8 in (3 mm)



Needle capacity :19x1/8 (3)



CP0456-LASAN

HEAVY INDUSTRIAL NEEDLE SCALER

FEATURES AND BENEFITS

- Highest durability on needle scalers
- Heavy duty for very intensive use
- Quick change collar retainer
- Versatility and operator comfort



Needle capacity :19x1/8 (3)



B16M

GREAT SIZE AND POWER

FEATURES AND BENEFITS

- Great size and power guarantees comfort to the operator in a wide range of applications
- Adjustable barrel extends needle life
- Great durability on all industrial maintenance and production applications
- Easy to change to chipping hammer

CP9356WF

Same features as CP9356NS with weld flux chisel

CP0456-LESAR

Same features as CP0456-LASAN with weld flux chisel

B15M

Same feature as B16M in a smaller size

See accessories page 179

MODEL	PART NUMBER	BORE		STROKE		NEEDLE CAPACITY	BLOWS PER MINUTE	AIR CONS. @LOAD		WEIGHT		LENGTH		VIBRATION LEVEL ISO 28927 (M/S ²)		SOUND PRESS. ISO 15744 - dB(A)	SOUND POWER	AIR INLET
		in.	mm	in.	mm			Qty (Ø)	cfm	l/s	lb	kg	in.	mm	a			
CP0456-LASAN	T013049	23.8	0.94	1	23.8	19x1/8 (3)	4300	14	6.6	5.95	2.7	16.26	413	16.8	55.1	97	108	1/4
CP0456-LESAR	T013046	23.8	0.94	1	23.8	19x1/8 (3)	4300	10	4.7	3.53	1.6	8.62	219	25.7	84.3	95	106	1/4
CP9356NS	T022165	25.4	1	1.13	25.4	19x1/8 (3)	4600	10	4.8	4.85	2.2	17.52	445	17.3	56.8	90	101	3/8
B15M	615 174 0240	18	0.71	1.18	18	12x1/8 (3)	3800	3	1.4	3.53	1.6	13.19	335	10.6	34.8	97	108	1/4
B16M	615 174 0260	23.5	0.93	1.4	23.5	19x1/8 (3)	3000	5.5	2.6	5.73	2.6	14.41	366	12.5	41	100	111	1/4

All models: Hose int. 3/8" (10mm) - @90 PSI (@6.3 Bar)

Listed specifications are for reference only. Please check documents in each tool.

Percussive Tools



B16MV

Needle capacity 19x1/8 (3)

STRAIGHT VIBRATION- DAMPED NEEDLE SCALER

The B16MV needle scaler has low vibration for smooth operation. It is the percussive tool you need for your industrial maintenance applications.



FEATURES AND BENEFITS

- Low vibrations for smooth operations
- Perfect tool for long hours of operations
- One hand operation
- Adjustable front tube grants extended needle life

See accessories page 179

MODEL	PART NUMBER	BORE			STROKE			NEEDLE CAPACITY	BLOWS PER MINUTE	AIR CONS. @LOAD		WEIGHT		LENGTH		VIBRATION LEVEL ISO 28927 (M/S ²)		SOUND PRESS.	SOUND POWER	AIR INLET
		shape	in.	in.	mm	in.	in.			mm	Qty (Ø)	cfm	l/s	lb	kg	in.	mm	a	k	ISO 15744 - dB(A)
B16MV	615 174 0500		23.5	0.93	0.43	23.5	19x1/8 (3)	2400	5.1	2.4	5.18	2.35	14.17	360	4.8	15.7	86	97	1/4	

All models: Hose int. 3/8" (10mm) - @90 PSI (@6.3 Bar)

Listed specifications are for reference only. Please check documents in each tool.

Percussive Tools

Pistol hammers



CP7111 PISTOL GRIP HAMMER

FEATURES AND BENEFITS

- Versatile and cost effective
- Fast cutting action

CP7111H

Same features as CP7111 with hexagonal shank

CP7111HK & CP7111K

Same features as CP7111 and CP7111H plus accessories



CP714 DURABILITY & PRECISION

FEATURES AND BENEFITS

- Heavy duty pistol grip hammer
- Speed regulator and positive action trigger for precise control
- High durability thanks to its aluminum housing

CP714 Kit

Same features as CP714 plus accessories



CP717 POWER & DURABILITY

FEATURES AND BENEFITS

- Heavy duty pistol grip hammer
- Standard .498" round shank
- Positive action trigger for a better precision

CP717 Kit

Same features as CP717 plus accessories



See accessories page 179

MODEL	PART NUMBER	BORE		STROKE		SHANK		BLOWS PER MINUTE		AIR CONS. @LOAD		WEIGHT		LENGTH		VIBRATION LEVEL ISO 28927 (M/S ²)		SOUND PRESS.	SOUND POWER	AIR INLET
		in.	mm	in.	mm	shape	in.	mm	in.	mm	lb	kg	in.	mm	a	k	ISO 15744 - dB(A)	in.		
CP7111	894 107 1110	0.75	19	2.64	67	Round	0.401	10.2	3,000	25	11	3.53	1.6	6.73	171	13.3	43.6	99	110	1/4
CP7111H	894 107 1111	0.75	19	2.64	67	Hex	0.401	10.2	3,000	25	11	3.53	1.6	6.73	171	13.3	43.6	99	110	1/4
CP7111HK	894 117 1111	0.75	19	2.64	67	Hex	0.401	10.2	3000	25	11	3.53	1.6	6.73	171	13.3	43.6	99	110	1/4
CP7111K	894 117 1110	0.75	19	2.64	67	Round	0.401	10.2	3000	25	11	3.53	1.6	6.73	171	13.3	43.6	99	110	1/4
CP714	T012735	0.55	14	3.15	80	Round	0.401	10.2	2000	8.5	4	3.33	1.51	7.48	190	16.2	53.1	-	102.5	1/4
CP714 Kit	T025364	0.55	14	3.15	80	Round	0.401	10.2	2000	8.5	4	3.33	1.51	7.48	190	16.2	53.1	-	102.5	1/4
CP717	T020120	0.75	19	2.68	68	Round	0.402	12.7	1800	12	5.9	4.74	2.15	7.48	190	8.6	28.2	-	106	1/4
CP717 Kit	T025365	0.75	19	2.68	68	Round	0.403	12.7	1800	12	5.9	4.74	2.15	7.48	190	8.6	28.2	-	106	1/4

All models: Hose int. 3/8" (10mm) - @90 PSI (@6.3 Bar)

Listed specifications are for reference only. Please check documents in each tool.

Percussive Tools

Pistol chisel scalers



RA1BL CHISEL SCALER

FEATURES AND BENEFITS

- Lightweight and compact pistol scaler.
- Compact and robust steel construction.
- Equipped with safety trigger.
- Flat nose or round 3/8" (9,2 mm) Shank.



RA2H CHISEL SCALER

FEATURES AND BENEFITS

- Very high power to weight ratio.
- Compact and robust steel construction.
- Equipped with safety trigger.
- Hexagonal 1/2" (12.5 mm) or round 19/32" (15 mm) Shank.



GV5 POWERFUL AIR HAMMER

FEATURES AND BENEFITS

- Sturdy design thanks to its metal body and D-handle
- A strong hitting power, perfect for heavy industrial applications like roughening, chipping or cutting
- GV5 has a blow rate which makes it particularly suitable for roughening
- Hexagonal 3/4" (19,2 mm) Shank.

RA1

Same features as RA1BL with round shank

See accessories page 179

MODEL	PART NUMBER	BORE		STROKE		SHANK		BLOWS PER MINUTE	AIR CONS. @LOAD		WEIGHT		LENGTH		VIBRATION LEVEL ISO 28927 (MS2)		SOUND PRESS.	SOUND POWER	AIR INLET	
		in.	mm	in.	mm	shape	in.		mm	in.	mm	lb	kg	in.	mm	a				k
RA2H	615 174 0210	0.71	18	2.28	58	Hex	1/2	12.7	3,500	9.7	4.6	4.41	2	8.27	210	10.7	35.1	91	102	1/4
RA1BL	615 174 0190	0.51	13	1.77	45	Flatnose	3/8	9.5	4,000	6.4	3	2.43	1.1	7.48	190	6.8	22.3	89	100	1/4
RA1	615 174 0180	0.51	13	1.77	45	Round	3/8	9.5	4,000	6.4	3	2.43	1.1	7.48	190	6.8	22.3	89	100	1/4
GV5	615 174 0170	1.1	28	2.07	52.5	Hex	3/4	19.01	2,400	17	8.3	11.2	5.1	15.16	385	19.8	65	95	106	1/2

All models: Hose int. 3/8" (10mm) - @90 PSI (@6.3 Bar)

Listed specifications are for reference only. Please check documents in each tool.



B16B

LIGHTWEIGHT AND COMPACT

FEATURES AND BENEFITS

- Great accessibility for hard to reach areas
- One hand operation
- Versatile tool, easily converts to needle scaler
- Lightweight and Compact



B19B

ROBUST AND POWERFUL FOR VERY INTENSIVE USE

FEATURES AND BENEFITS

- Robust construction and power allows to use on a very intensive use
- Easy to change to needle scalers
- Cushion grip for better operator comfort
- Heavy duty chipping hammer

B15B

Same feature B16B with smaller size

B18B

Same feature as B19B with smaller size

See accessories page 179

MODEL	PART NUMBER	BORE		STROKE		SHANK		BLOWS PER MINUTE	AIR CONS. @LOAD		WEIGHT		LENGTH		VIBRATION LEVEL ISO 28927 (M/S ²)		SOUND PRESS.	SOUND POWER	AIR INLET	
		in.	mm	in.	mm	shape	in.		mm	in.	mm	lb	kg	in.	mm	a	k	ISO 15744 - dB(A)	in.	
B15B	615 174 0230	0.71	18	1.18	30	Qtr Oct WF	1/2	12.7	3,800	3	1.4	3.31	1.5	7.91	201	12	39.4	86	97	1/4
B16B	615 174 0250	0.93	23.5	1.4	35.6	Qtr Oct WF	1/2	12.7	3,000	5.5	2.6	4.41	2	9.09	231	24	78.7	86	97	1/4
B18B	615 174 0270	0.93	23.5	1.4	35.6	Qtr Oct WF	1/2	12.7	3,000	5.5	2.6	4.41	2	6.81	173	25	82	86	97	1/4
B19B	615 174 0300	1.13	28.6	1.54	39	Qtr Oct WF	1/2	12.7	2,200	8.1	3.8	6.61	3	7.52	191	33	108	92	103	1/4

All models: Hose int. 3/8" (10mm) - @90 PSI (@6.3 Bar)

Listed specifications are for reference only. Please check documents in each tool.

Percussive Tools

Piston scalers



B14A

LIGHT WEIGHT AND EASY TO HANDLE

FEATURES AND BENEFITS

- Light weight and easy to handle thanks to simple design
- Designed for versatile removal applications in both open and confined areas
- Ideal for removal of thick scale, heavy corrosion, and hard coatings
- Tungsten carbide tipped cross bit
- Rapid and hard-hitting



B23

TRIPLE HEAD PISTON SCALER FOR HEAVY APPLICATIONS

FEATURES AND BENEFITS

- Light weight and easy to handle thanks to simple design
- Designed for versatile removal application including tight spot
- Ideal for removal of thick scale, heavy corrosion, and hard coatings
- Furnished tungsten carbide tipped cross bit
- Rapid and hard-hitting

See accessories page 179

MODEL	PART NUMBER	BORE		STROKE		BLOWS PER MINUTE	AIR CONS. @LOAD		WEIGHT		LENGTH		VIBRATION LEVEL ISO 28927 (M/S ²)		SOUND PRESS.	SOUND POWER	AIR INLET
		in.	mm	in.	mm		in.	mm	lb	kg	in.	mm	a	k			
B14A	615 174 0220	1.06	27	1.04	26.5	2,800	0.2	0.1	5.51	2.5	18.19	462	4.9	16.2	88	99	1/4
B23	615 174 0420	1.06	27	1.04	26.5	2,800	0.2	0.1	8.16	3.7	17.95	456	23.2	76	92	103	1/4

All models: Hose int. 3/8" (10mm) - @90 PSI (@6.3 Bar)

Listed specifications are for reference only. Please check documents in each tool.

Percussive Tools



CP9362 SERIES

NON CE PRODUCT

Bore capacity 1.14" (29 mm)

COMPACT FOR OPERATING IN LOW CLEARANCE AREAS

The CP9362 chipping hammer is ideal for weld flux chipping, demolition, descaling in shipyards, large castings cleaning, rivet busting, or removing concrete build up from concrete mixers.



FEATURES AND BENEFITS

- Compact for operating in low clearance areas
- The gooseneck handle ensures a good grip for more safety
- Retainer ring for secure yet fast chisel replacement
- Heat treated durable cylinder for maximum security
- Orientable steel exhaust deflector for comfort

See accessories page 179

MODEL	PART NUMBER	BORE		STROKE		SHANK		BLOWS PER MINUTE	AIR CONS. @LOAD	WEIGHT		LENGTH		VIBRATION LEVEL ISO 28927 (M/S ²)		SOUND PRESS.	SOUND POWER	AIR INLET		
		in.	mm	in.	mm	shape	in.			mm	in.	mm	lb	kg	in.				mm	a
CP9362-2H	615 161 2020	0.87	22	1.73	44	Hex	0.58	14.7	2,800	23	10	74.9	34	12.6	320	10	32.8	98.3	109.3	3/8
CP9362-2R	615 161 2010	0.87	22	1.73	44	Round	0.68	17.21	2,800	23	10	74.9	34	12.6	320	10	32.8	98.3	109.3	3/8
CP9363-1H	615 161 2040	1.14	29	0.98	25	Hex	0.58	14.7	2,750	28	13	149	68	13.98	355	12.8	42	1028	113.8	3/8
CP9363-1R	615 161 2030	1.14	29	0.98	25	Round	0.68	17.21	2,750	28	13	149	68	13.98	355	12.8	42	1028	113.8	3/8
CP9363-2H	615 161 2060	1.14	29	2.01	51	Hex	0.58	14.7	2,100	29	14	163	74	15.35	390	13.8	45.3	1013	112.3	3/8
CP9363-2R	615 161 2050	1.14	29	2.01	51	Round	0.68	17.21	2,100	29	14	163	74	15.35	390	13.8	45.3	1013	112.3	3/8
CP9363-3H	615 161 2080	1.14	29	2.52	64	Hex	0.58	14.7	1,750	31	15	169	77	17.32	440	14.4	47.2	1037	114.7	3/8
CP9363-3R	615 161 2070	1.14	29	2.52	64	Round	0.68	17.21	1,750	31	15	169	77	17.32	440	14.4	47.2	1037	114.7	3/8
CP9363-4H	615 161 2100	1.14	29	4.02	102	Hex	0.58	14.7	1,600	33	15	185	84	18.5	470	16.2	53.1	1041	115.1	3/8
CP9363-4R	615 161 2090	1.14	29	4.02	102	Round	0.68	17.21	1,600	33	15	185	84	18.5	470	16.2	53.1	1041	115.1	3/8

All models: Hose int. 3/8" (10mm) - @90 PSI (@6.3 Bar)

Listed specifications are for reference only. Please check documents in each tool.

Percussive Tools




CP9373 SERIES

NON CE PRODUCT

Bore capacity 1.14" (29 mm)

**EXTREMELY
DURABLE
D-HANDLE IDEAL
FOR INTENSIVE
USE**

The CP9373 chipping hammer is ideal for weld flux chipping, demolition, descaling in shipyards, large castings cleaning, rivet busting, or removing concrete build up from concrete mixers.



FEATURES AND BENEFITS

- 4-bolt designed D-handle for intensive use and maximum durability
- Secure grip for more safety
- Retainer ring for secure yet fast chisel replacement
- Heat treated durable cylinder for maximum security
- Thick steel safety lever

See accessories page 179

MODEL	PART NUMBER	BORE		STROKE		SHANK		BLOWS PER MINUTE	AIR CONS. @LOAD		WEIGHT		LENGTH		VIBRATION LEVEL ISO 28927 (M/S ²)		SOUND PRESS. ISO 15744 - dB(A)	SOUND POWER	AIR INLET	
		in.	mm	in.	mm	shape	in.		mm	in.	mm	lb	kg	in.	mm	a				k
CP9373-2H	615 161 2120	1.14	29	2.01	51	Hex	0.58	14.7	2,600	29	14	180	82	14.57	370	12.4	40.7	996	110.6	7/8
CP9373-2R	615 161 2110	1.14	29	2.01	51	Round	0.68	17.21	2,600	29	14	180	82	14.57	370	12.4	40.7	996	110.6	7/8
CP9373-3H	615 161 2140	1.14	29	2.52	64	Hex	0.58	14.7	2,150	31	14	194	88	15.75	400	13.7	44.9	993	110.3	7/8
CP9373-3R	615 161 2130	1.14	29	2.52	64	Round	0.68	17.21	2,150	31	14	194	88	15.75	400	13.7	44.9	993	110.3	7/8
CP9373-4H	615 161 2160	1.14	29	4.02	102	Hex	0.58	14.7	1,700	33	15	2010	915	16.73	425	14.3	46.9	999	110.9	7/8
CP9373-4R	615 161 2150	1.14	29	4.02	102	Round	0.68	17.21	1,700	33	15	20.1	9.15	16.73	425	14.3	46.9	104.1	110.9	7/8

All models: Hose int. 3/8" (10mm) - @90 PSI (@6.3 Bar)

Listed specifications are for reference only. Please check documents in each tool.



B20 SERIES

Long reach scalers

THREE TOOLS IN ONE: CHIPPING, SCRAPING, DE-SCALING

Using a wide range of accessories, the B20 series of long reach scaler offers you three tools in one: chipping, scraping and de-scaling.



FEATURES AND BENEFITS

- High efficiency, with low air consumption
- Ideal for chipping, scraping, de-scaling
- Three tools in one: chipping, scraping and de-scaling using a wide range of accessories
- Long reach scaler

See accessories page 179

MODEL	PART NUMBER	BORE		STROKE		SHANK			BLOWS PER MINUTE	AIR CONS. @LOAD		WEIGHT		LENGTH		VIBRATION LEVEL ISO 28927 (M/S ²)		SOUND PRESS. ISO 15744 - dB(A)	SOUND POWER	AIR INLET
		in.	mm	in.	mm	shape	in.	mm		in.	mm	lb	kg	in.	mm	a	k			
B20	615 174 0340	1.13	28.6	1.54	39	Hex	5/8	15.9	2,200	4.4	2.1	12.1	5.5	55.12	1400	13.1	42.9	86	97	1/4
B20-0	615 174 0350	1.13	28.6	1.54	39	Hex	5/8	15.9	2,200	4.4	2.1	10.8	4.9	43.31	1100	16.6	54.4	83	94	1/4
B20-00	615 174 0360	1.13	28.6	1.54	39	Hex	5/8	15.9	2,200	4.4	2.1	8.16	3.7	27.95	710	20.5	67.3	84	95	1/4
B20-1	615 174 0370	1.13	28.6	1.54	39	Hex	5/8	15.9	2,200	4.4	2.1	13.4	6.1	68.11	1730	14.2	46.7	84	95	1/4

All models: Hose int. 3/8" (10mm) - @90 PSI (@6.3 Bar)

Listed specifications are for reference only. Please check documents in each tool.

Percussive Tools



CP0200 SERIES

Sand rammer

HEAVY COMPRESSING APPLICATION

Designed for super intensive foundries applications. Bench rammers or floor rammer to be used in casting sand in cylinder, large molds or in standing position to compact sand at floor level.



FEATURES AND BENEFITS

- High quality for exceptional durability
- High efficiency due to powerful tool and high blow per minutes rate.
- Safety lever included to avoid operator injuries

See accessories page 179

MODEL	PART NUMBER	STRIKE FREQUENCY		BORE		STROKE		BUTT DIAMETER		AIR CONS. @LOAD		WEIGHT		LENGTH		AIR INLET	INNER HOSE DIA.		VIBRATION LEVEL ISO 28927 (M/S ²)		SOUND PRESS.	SOUND POWER
		bpm		in.	mm	in.	mm	in.	mm	cfm	l/s	lb	kg	in.	mm	in.	mm	a	k	ISO 15744 - dB(A)		
CP0200B18	615 161 8010	1,800		0.71	18	1.97	50	1.61	41	14	6.7	3.31	1.5	11.02	280	1/4	0.38	10	63.6	18	95	106
CP0200B18-2F	615 161 8020	1,800		0.71	18	1.97	50	1.61	41	14	6.7	3.31	1.5	11.02	280	1/4	0.38	10	63.6	18	95	106
CP0200B18L-2F	615 161 8090	1,800		0.71	18	1.97	50	1.61	41	14	6.7	4.41	2	21.97	558	1/4	0.38	10	45.6	18	95	106
CP0200B22	615 161 8030	1,020		0.87	22	2.52	64	2.01	51	17	8.4	6.61	3	13.78	350	3/8	0.38	10	63.6	22	95	106
CP0200B22-2F	615 161 8040	1,020		0.87	22	2.52	64	2.01	51	17	8.4	6.61	3	13.78	350	3/8	0.38	10	63.6	22	95	106
CP0200B22L-2F	615 161 8110	1,020		0.87	22	2.52	64	2.01	51	17	8.4	7.28	3.3	24.92	633	1/4	0.38	10	58.1	22	95	106
CP0200B25	615 161 8050	780		1	25.4	3.27	83	2.64	67	24	11	12.1	5.5	19.92	506	3/8	0.5	13	79.7	25.4	95	106
CP0200B25-2F	615 161 8060	780		1	25.4	3.27	83	2.64	67	24	11	12.1	5.5	19.92	506	3/8	0.5	13	79.7	25.4	95	106
CP0200B25L-2F	615 161 8130	780		1	25.4	3.27	83	2.64	67	24	11	13.2	6	41.1	1044	1/2	0.5	13	62.7	25.4	95	106
CP0200B32L	615 161 8070	720		1.26	32	5	127	2.95	75	28	13	22	10	42.8	1087	1/2	0.5	13	85.3	32	95	106
CP0200B32L-2F	615 161 8140	720		1.26	32	5	127	2.95	75	28	13	22	10	42.8	1087	1/2	0.5	13	85.3	32	95	106

All models: Hose int. 3/8" (10mm) - @90 PSI (@6.3 Bar)

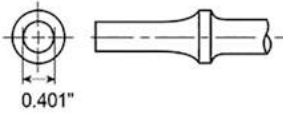
Listed specifications are for reference only. Please check documents in each tool.

Percussive Tools accessories

CHISELS

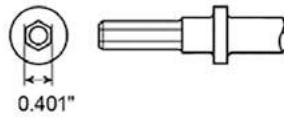
TYPE OF SHANK

Round .401" A



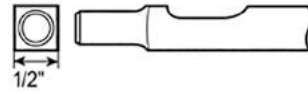
CP7111/CP714/CP716

Hex .401" B



CP7111H

Round .498" C



CP717

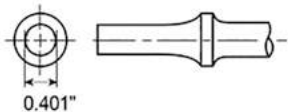
DRAWING	ACCESSORY'S DESCRIPTION	ACCESSORY'S LENGTH		ACCESSORY'S WIDTH		ACCESSORY'S SHANK		
		in.	mm	in.	mm	A	B	C
	Flat chisel	7	178	1/2	12,7	A008542		
		7	180	1/2	12,7	A047073		
		7	180	3/4	19	A046073	CA155786	
		18	457	3/4	19	A046080		
	Undercoat Goo Scraper	6-1/2"	165	1	25	A046072		
	Spot Welding Splitter	7"	180	1	25	A046075		
	Twin Blade Panel Cutter	7"	178	1"	25	A047071		
	Nut Splitter	10"	254	3/4"	19	A046044		
	Rivet Cutter	6"	152	3/4"	19	A047050		
		6-1/2"	165	5/8"	16	A046050	CA155778	
	Angle Scalling	7"	180	1-1/4"	32	A046063	CA155780	A047051
	Scraper	6"	152	1-3/4"	44	A133907		
	Diamond Point	7"	180	5/16"	7,6	A046064	CA155782	
	Edging Chisel	5-3/8"	137	5/8"	16	A046076		

Percussive Tools accessories

CHISELS

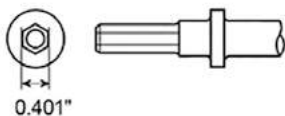
TYPE OF SHANK

Round .401" A



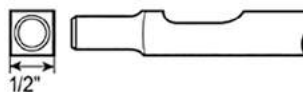
CP7111/CP714/CP716

Hex .401" B










CP7111H

Round .498" C

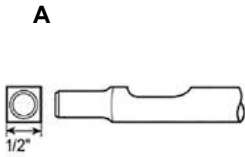


CP717

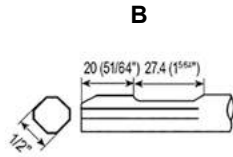
DRAWING	ACCESSORY'S DESCRIPTION	ACCESSORY'S LENGTH		ACCESSORY'S WIDTH		ACCESSORY'S SHANK		
		in.	mm	in.	mm	A	B	C
	Blank Chisel	7"	178	1/2"	13	A046074	CA155790	
	Straight Punch	7"	178	1/2"	12,5			A047074
	Tapered Punch	7"	178	5/16"	7,6			A047078
	Tapered Punch	7"	178	1/8"	2,5	A046078		A047052
	Bushing Splitter	7"	178					A047057
	Tie Rod (Universal joint)	4-1/4"	108	5/8"	16	A046057		
	Smoothing Hammer	3"	76	1-1/4"	32			A047091
		3"	76	1-3/4"	44	A046091		
	Separator Fork	7"	178	3/4"	19			A047059
		7"	178	1-1/4"	32			A047061

CHISELS

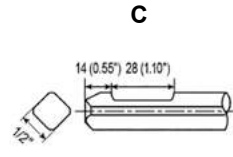
TYPE OF SHANK



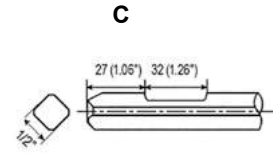
CP7120/CP9356



CP0456



B15B, B16B, B18B, B19B, B21B



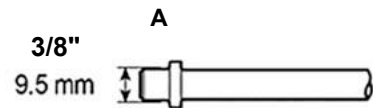
B16BV, B18BV, B19BV

DRAWING	ACCESSORY'S DESCRIPTION	ACCESSORY'S LENGTH		ACCESSORY'S WIDTH		ACCESSORY'S SHANK			
		in.	mm	in.	mm	A	B	C	D
	Flat Chisel	4"	102	5/8"	16	WP123997			
		7"	178	3/4"	19	205 051 2803		615 804 6180	
		7-1/2"	191	5/8"	16	WP123996			
		7-1/2"	191	3/4"	19	P073225			
	Wide Scaling	7"	178	1-3/8"	35	WP123998			
		7"	178	1-15/16"	50	894 016 2308		615 003 9000 ATEX	
		7"	178	2-1/2"	64			615 804 4450	615 804 6190
		8-3/8"	213	1-3/4"	44	P070982			
	Rounded Point	3-3/4"	95	1-1/4"	32	P072213			
		9"	229	1-1/4"	32	P084175			
		12"	305	1-1/4"	32	P084176			
	Cape Chisel	7"	178	1/8"	2,5	P073224			
		8"	203	1/4"	6	615 804 0620			
	Angle Scaling	6-1/2"	165	1-3/8"	35	205 049 9653			
		7"	178	1-3/8"	35	P084376			
	Diamond Point	7-1/2"	191	1/4"	6	WP123995			
	Blanch Chisel	7"	178	1/2"	12,7	WP123994			
	Pointed Chisel	7"	180			205 051 2793			

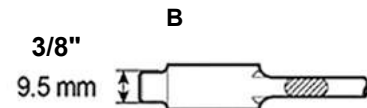
Percussive Tools accessories

CHISELS




TYPE OF SHANK




RA1

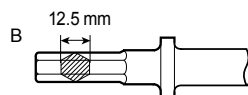


RA1BL







DRAWING	ACCESSORY'S DESCRIPTION	ACCESSORY'S LENGTH		ACCESSORY'S WIDTH		ACCESSORY'S SHANK	
		in.	mm	in.	mm	A	B
		5-11/16"	145	1/4"	6	615 041 1140	
	Flat Chisel	5-7/8"	150	3/8"	9,5	615 040 1150	
		7-7/8"	200	1/4"	6	615 041 1200	
	Blank Chisel	10"	250	1/4"	6	615 804 4370	
	Straight Chisel	10"	251	1/4"	7	615 804 4380	



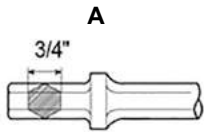
RA2C



RA2H

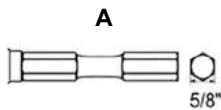
DRAWING	ACCESSORY'S DESCRIPTION	ACCESSORY'S LENGTH		ACCESSORY'S WIDTH		ACCESSORY'S SHANK	
		in.	mm	in.	mm	A	B
		6-1/4"	185	5/8"	16	615 045 1180	615 046 1180
	Flat Chisel	10"	250	5/8"	16	615 804 0880	615 804 0890
		12"	310	5/8"	16	615 804 4310	
		20"	500	5/8"	16	615 804 0900	
	Flat Chisel	12"	310	1"	24	615 804 4400	
	Wide Scaling	10"	250	2"	50	615 804 4210	
	Blank Chisel	6-7/8"	175	5/8"	16	615 046 0170	
	Pick Chisel	7-5/16"	185			615 045 2180	615 046 2180
		10"	250			615 804 0920	
	Blade Chisel	7-11/16"	195	9/16"	14	615 046 9200	

TYPE OF SHANK



GV5

DRAWING	ACCESSORY'S DESCRIPTION	ACCESSORY'S LENGTH		ACCESSORY'S WIDTH		ACCESSORY'S SHANK
		in.	mm	in.	mm	A
	Flat Chisel	12"	300	3/4"	19	615 804 0950
		20"	500	3/4"	19	615 804 0960
	Pick Chisel	12"	300			615 804 0930
		20"	500			615 804 0940
	Scraper	10"	250		60	615 804 0970



B20 series, B19B1

DRAWING	ACCESSORY'S DESCRIPTION	ACCESSORY'S LENGTH		ACCESSORY'S WIDTH		ACCESSORY'S SHANK
		in.	mm	in.	mm	A
	Flat Chisel	9"	229	2"	50	615 002 9000
		9"	229	2"	50	615 804 4420
	Asphalt Cutter			4"	100	615 804 4410
	Scraper			4"	102	615 002 9010
Blades for Scraper x 5						615 250 5270
	Scraper			8"	203	615 002 9020
Blades for Scraper x 5						615 250 5280
	Comb Holder	8"	203			615 002 9030
	Comb Blades			1"	25	615 250 5390

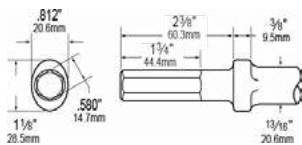
Percussive Tools accessories

CHISELS

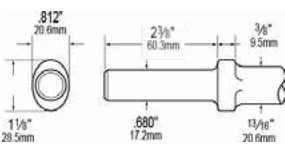
TYPE OF SHANK

CP93XX series

A .580 HEX / OVAL COLLAR

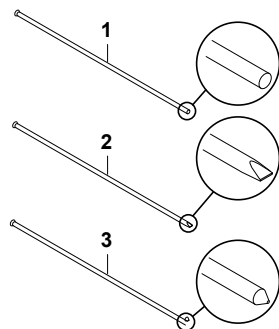


B .680 ROUND / OVAL COLLAR



DRAWING	ACCESSORY'S DESCRIPTION	ACCESSORY'S LENGTH		ACCESSORY'S WIDTH		ACCESSORY'S SHANK	
		in.	mm	in.	mm	A	B
	Pick Chisel	9"	230			615 813 2170	615 813 2320
		12"	305			615 813 2180	615 813 2330
		18"	450			615 813 2190	615 813 2340
		24"	610			615 813 2200	615 813 2350
	Flat Chisel	9"	230	15/16"	23,8	615 813 2210	615 813 2360
		12"	305	15/16"	23,8	615 813 2220	615 813 2370
		18"	450	15/16"	23,8	615 813 2230	615 813 2380
		24"	610	15/16"	23,8	615 813 2240	615 813 2390
	Wide Scaling	9"	230	1-1/2"	40	615 813 2250	615 813 2400
		12"	305	1-1/2"	40	615 813 2260	615 813 2410
		18"	450	1-1/2"	40	615 813 2270	615 813 2420
		9"	230	2"	50	615 813 2280	615 813 2430
		12"	305	2"	50	615 813 2290	615 813 2440
		18"	450	2"	50	615 813 2300	615 813 2450
	Bushing Tool	9-7/16"	240	1-3/4" sq.	44,5 sq.	615 813 2310	615 813 2460

NEEDLES



1 - Flat type : Light treatment and polishing effect

2 - Chisel Type : Light surface marking

3 - Pointed Type : Very hard scale

Anti spark needles. Cold Spark for use in potentially explosive areas.

Stainless Steel needles. For use in applications where corrosion or humidity presents a problem such as food processing industry


MODEL USED	TYPE	DIAMETER		LENGTH		QUANTITY IN PACKAGE	PART NUMBER
		in.	mm	in.	mm		
B15M/ CP0951	1	1/8"	3	7"	178	12	NP123901
B19M/ B19MV	1	1/8"	3	7"	178	28	NP123903
B19M	1	5/32"	4	7"	178	100	615 399 8180
	3	5/32"	4	7"	178	100	615 399 8220
CP7115	1	1/8"	3	5"	127	12	895 101 1498
CP7125, B15M, B16M, B18M, B19M	1	5/64"	2	7"	178	100	615 399 8160
CP7120/CP7125/CP0456/CP9356 B16M/B16MV/B18M/B18MV	1	1/8"	3	5"	127	19	P136403
CP7120/CP7125 B16M/B16MV/B18M	1	1/8"	3	7"	178	19	894 015 9860
	1 (High grade steel)	1/8"	3	7"	178	19	P100146
CP7120/CP7125/CP0456 B15M/B16M/B16MV/B18M/ B18MV/B19M/B19MV	1	1/8"	3	7"	178	100	615 399 8170
	1 (Anti-sparkling)	1/8"	3	7"	178	100	894 017 1565
	1	1/8"	3	7"	178	250	NP137638
	2	1/8"	3	7"	178	100	615 399 8190
	3	1/8"	3	7"	178	100	615 399 8210

NEEDLES HOLDERS

The CP tools use different types of needles to fit a wider range of applications

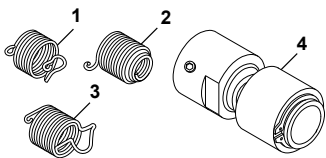
MODEL USED	CAPACITY		
	5/64" (2mm)	1/8" (3mm)	5/32" (4mm)
B15M	615 250 5310 (q-ty 29)	615 250 5210 (q-ty 12)	
B16M		615 250 5140 (q-ty 19)	
B18M		615 250 5140 (q-ty 19)	
		615 250 5170 (q-ty 28)	615 250 5330 (q-ty 19)
B19M	615 250 5330 (q-ty 65)		
CP7125	895 101 1512 (q-ty 29)	895 101 1513 (q-ty 19)	

RUBBER BUTTS FOR SAND RAMMERS

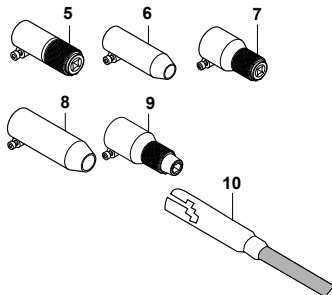


PART NUMBER	SIZE						MODEL
	D		d		H		
	in.	mm	in.	mm	in.	mm	
541 205 5532	2"	51	7/16"	11,8	2-3/8"	60	CP0200-B18 Series
541 205 5534	2"	51	9/16"	13,75	2-3/8"	60	CP0200-B22 Series
541 205 5535	2-5/8"	67	11/16"	17,25	3-1/8"	80	CP0200-B25 Series
541 205 5536	3"	75	3/4"	18,75	3-5/8"	92	CP0200-B32 Series

CHISEL RETAINERS



B15B(M)
B16B(M) / B18B(M)



TOOL'S MODEL	TYPE	MAINTENANCE KIT	ACCESSORY'S PART NUMBER
	5	1/2" Square Tool retainer	615 250 5240
	6	Round adjustable sleeve	615 250 5230
	5	1/2" Square Tool retainer	615 250 5250
	7	1/2" Square Tool retainer	615 250 5380
	8	Round adjustable sleeve	615 250 5190
	9	5/8" Hexagonal Tool Retainer	615 250 5260
	7	1/2" Square Tool retainer	615 250 5360
	1	Quick change	205 048 7413
	1	Heavy Duty Quick Change	A046095
	2	Bee Hive	A046095
	3	Zip Change	205 052 5333
	3	Heavy Duty Zip change made in USA	A046094
	4	Posi Lock Quick Change	894 015 8924
	4	Heavy Duty Posi Lock Quick Change made in USA	A121721
	1	Quick change	CA157640
	1	Quick change retainer	A047095
	2	Bee Hive	A047096
	10	Proud Nose	P136983

SPECIALTY TOOLS



CP OFFERS A WIDE RANGE OF SPECIALTY TOOLS TO ENHANCE THE DEPTH OF ITS PRODUCT PORTFOLIO

- SAWS**
- TIRE BUFFERS**
- HIGH SPEED CUTTERS**
- NIBBLERS**
- AIR FILES**
- SHEARS**



Speciality tools

Caulking



8-1/2x2 - 50x210 mm



CP9885

EASY TO HANDLE AIR CAULKING GUN

FEATURES AND BENEFITS

- Labor time saving
- Durable thanks to its aluminum housing
- Lightweight design for easier handling
- Trigger controlled material flow
- Accepts standard cartridges: 2" x 8-1/2" (50x210 mm)



See accessories page 196

MODEL	PART NUMBER	MAX AXIAL PULLING LOAD		AIR CONS. @LOAD		LENGTH		NET WEIGHT		VIBRATION LEVEL ISO 28927 (M/S ²)		SOUND PRESS.	SOUND POWER	AIR INLET
		lb@85psi	kg	cfm	l/s	in.	mm	lb	kg	a	k	ISO 15744 - dB(A)	in.	
CP9885	615 197 9885	-	-	17	8	10.63	270	2.29	1.04	<2.5 m/s ²	-	82	72	1/4

All models: Hose int. 3/8" (10mm) - @90 PSI (@6.3 Bar)

Listed specifications are for reference only. Please check documents in each tool.

Cutting



CP7900

LIGHTWEIGHT

FEATURES AND BENEFITS

- Compact (8.5" - 216 mm) of length and lightweight (1.3 lbs - 0.59 kg)
- Ergonomic design and robust housing handle
- Adjustable guard guide
- 3/8" (10 mm) stroke length
- Includes (1) each 18T, 28T, 32T replacement blades



CP7901

LOW VIBRATION

FEATURES AND BENEFITS

- 3/8" (10 mm) stroke length
- Great power and speed of 10,000 strokes per minute
- Low vibrations (less than 2.5 m/s²) offers high operator comfort
- 360° swivel air inlet



CP881

INTENSE CUTTING

FEATURES AND BENEFITS

- Great power and speed of 9,500 strokes per minute
- Rugged construction designed for intensive use
- Adjustable guard guide
- Comfortable rubber grip
- Includes (1) 32T saw blade

CP7901K Kit

Same features as CP7901 plus case and accessories

See accessories page 196

MODEL	PART NUMBER	STROKES PER MINUTES	STROKES LENGTH		AIR CONS. @LOAD		NET WEIGHT		LENGTH		VIBRATION LEVEL ISO 28927 (M/S ²)		SOUND PRESS.	SOUND POWER	AIR INLET
			in.	mm	cfm	l/s	in.	mm	lb	kg	a	k			
CP7900	894 107 9000	10,000	3/8	10	5.5	2.6	1.3	0.59	8.5	216	64.3	19.6	93	82	1/4
CP7901	894 107 9011	10,000	3/8	10	5.5	2.6	1.9	0.86	9.02	229	-	<2,5	89	78	1/4
CP7901K	894 107 9010	10,000	3/8	10	5.5	2.6	1.9	0.86	9.02	229	-	-	89	78	1/4
CP881	T023916	9,500	3/8	10	5.9	2.8	1.63	0.74	8.62	219	76.1	23.2	95	84	1/4

All models: Hose int. 3/8" (10mm) - @90 PSI (@6.3 Bar)

Listed specifications are for reference only. Please check documents in each tool.

Speciality tools

Cutting



CP874

HIGH-SPEED CUTTING

FEATURES AND BENEFITS

- Wheel diameter 2-7/8" (73 mm)
- Adjustable speed regulator
- Lock-off lever to prevent accidental start-up
- Rear exhaust



CP861

DURABILITY & POWER

FEATURES AND BENEFITS

- Heavy-duty high speed cutter
- Rugged, energy efficient 0.5hp (370 W) motor
- Lightweight tool: 1.63 lbs (0.74kg)
- Square handle design for positive grip
- Lock-off lever to prevent accidental start-up



CP9705

IDEAL FOR DEBURRING, SHARPENING IN CONFINED AREAS

FEATURES AND BENEFITS

- Lock-off lever to prevent accidental start-up
- 360° swivel air inlet
- Rubber handle grip for better operator's comfort

CP9710

Same features as CP9705 with 8,000 strokes/minute

See accessories page 196

MODEL	PART NUMBER	POWER	CHUCK/WHEEL SIZE			FREE SPEED	AIR CONS. @LOAD		NET WEIGHT		LENGTH		VIBRATION LEVEL ISO 28927 (M/S ²)		SOUND PRESS.	SOUND POWER	AIR INLET
			W.	in.	mm		rpm	cfm	l/s	lb	kg	in.	mm	a			
CP874	T025375	-	-	-	-	22,000	12	5.9	1.74	0.79	7.24	184	13.1	4	99	88	1/4
CP861	T022039	370	-	-	-	20,000	8.5	4	1.63	0.74	7.76	197	9.2	2.8	90	79	1/4
CP9705	615 193 9705	-	-	-	-	-	5.9	2.8	1.23	0.56	8.03	204	16.4	5	77	-	1/4 in
CP9710	615 193 9710	-	-	-	-	-	5.9	2.8	1.3	0.59	9.84	250	16.4	5	73	-	1/4 in

Speciality tools

Cutting



CP785S

RELIABLE & POWERFUL

FEATURES AND BENEFITS

- Powerful motor with 0.5 hp (370 W) which can cut metal up to 18-gauge (1.1 mm - 0.04")
- Triple idler planetary gearing for better reliability
- Ergonomic handle design



CP835

GOOD CUTTING CONTROL

FEATURES AND BENEFITS

- Rugged head with 0.177" diameter punch which can cut steel up to 0.060" (16 gauge) and aluminum up to .102" (10 gauge)
- Easy access to punch and die for quick replacement
- Lock-off lever for low-speed starting
- 4 optional cutting positions

See accessories page 196

MODEL	PART NUMBER	STROKES PER MIN	AIR CONS. @LOAD		NET WEIGHT		LENGTH		VIBRATION LEVEL ISO 28927 (M/S ²)		SOUND PRESS. ISO 15744 - dB(A)	SOUND POWER	AIR INLET
			cfm	l/s	lb	kg	in.	mm	a	k			
CP785S	T023200	2,400	15	7.3	1.9	0.86	9.02	229	10.5	3.2	95	84	1/4
CP835	T022550	2750	17	8	1.3	0.59	8.5	216	17.7	5.4	86	97	1/4

All models: Hose int. 3/8" (10mm) - @90 PSI (@6.3 Bar)

Listed specifications are for reference only. Please check documents in each tool.

Speciality tools

Tire buffers



2800 RPM



CP873K

LOW SPEED TIRE BUFFER

FEATURES AND BENEFITS

- The low speed (5,000 rpm) will easily remove the excess rubber while do not scorch it.
- Adjustable speed control
- Quick change slip chuck
- Lock-off lever to prevent accidental start-up



3500 RPM



CP873C-HD

RETREADING : A NEW LIFE FOR YOUR TIRES!

FEATURES AND BENEFITS

- Composite material and light weight
- Easy and comfortable to use, reducing constraints for the operator
- The buffing wheel is equipped 7/16" hexagonal quick change slip chuck
- Reinforced streamline & lock-off safety lever
- Heavy duty version : have air swivel inlet for more comfort



CP873C-HDES

Same features as CP873-HD in extended version.



1201 / 2500 RPM



CP8323

CORDLESS TIRE BUFFER KIT

PNEUMATIC

PERFORMANCE.

CORDLESS MOBILITY.



CP8323 CORDLESS TIRE BUFFER BARE TOOL

Includes only the cordless tire buffer unit.

CP8323 CORDLESS TIRE BUFFER KIT NA VERSION

Same features as CP8323 Kit with a North American battery charger.

See accessories page 196

MODEL	PART NUMBER	POWER		CHUCK/ WHEEL SIZE		FREE SPEED	AIR CONS. @LOAD		NET WEIGHT		LENGTH		VIBRATION LEVEL ISO 28927 (M/S2)		SOUND PRESS.	SOUND POWER	AIR INLET
		hp	W	in.	mm	rpm	cfm	l/s	lb	kg	in.	mm	a	k	ISO 15744 - dB(A)		in.
CP873K	T024362	0.5	370	1/2	11	2800	12	6.1	2.25	1.02	8.27	210	-	-	99	99	1/4 in
CP873C-HD	894 017 7048	0.67	500	-	-	3500	-	-	2.31	1.05	8.74	222	-	-	88.5	88.5	1/4 in
CP873C-HDES	894 017 7047	0.67	500	-	-	3500	-	-	2.56	1.16	11.85	301	-	-	88.7	88.7	1/4 in

MODEL	PART NUMBER	BATTERY CAPACITY	CHUCK MAX CAPACITY		FREE SPEED	NET WEIGHT		LENGTH		WEIGHT		VIBRATION LEVEL ISO 28927 (M/S2)		SOUND PRESS.	SOUND POWER
		Ah	in.	mm	rpm	lb	kg	in.	mm	lb	kg	a	k	ISO 15744 - dB(A)	
CP8323 CORDLESS TIRE BUFFER KIT	894 118 3230	2	7/16	11	1201 / 2500	2.55	1.16	12	305	2.6	0.9	10.6	4.9	66.4	77.7
CP8323 CORDLESS TIRE BUFFER BARE TOOL	894 108 3230	2	7/16	11	1200 / 2500	1.96	0.9	12	305	2.6	0.9	10.6	4.9	66.4	77.7
CP8323 CORDLESS TIRE BUFFER KIT NA VERSION	894 128 3230	2	7/16	11	1202 / 2500	2.55	1.16	12	305	2.6	0.9	10.6	4.9	66.4	77.7

All models: Hose int. 3/8" (10mm) - @90 PSI (@6.3 Bar)

Listed specifications are for reference only. Please check documents in each tool.

Specialty tools

Air hydraulic jacks



CP85 SERIES

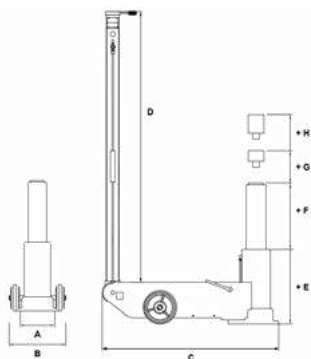
THE AIR HYDRAULIC JACK RANGE FOR HEAVY VEHICLES

Durable air hydraulic jack range for tire changing and maintenance of heavy vehicles



FEATURES AND BENEFITS

- Air powered piston for fast, high lift capacity on high-axle vehicles
- Hard chromium plated piston guarantees durability and resistance to corrosion
- Low profile construction allows easy access to lift low chassis trucks and buses
- Long handlebar allows easy access and control when fully positioned under vehicle.
- Handlebar locks in 3 positions: 45°, 90°, and 180° for easy manoeuvring.



See accessories page 196

MODEL	PART NUMBER	CAPACITY	WEIGHT	DIMENSIONS																			
				A		B		C		D		D+E		E		F		G		P			
		Max.Lift. Cap. (lb)	Ton	kg	lb	in.	mm	in.	mm	in.	mm	in.	mm	in.	mm	in.	mm	in.	mm	in.	mm		
CP85030	8941085030	66,100	30	38	84	5.9	150	6.9	176	11.5	290	9.5	240	12.8	326	3.4	86	8.8/11.4	223/289	53.6	1365	2.8	71
CP85031	8941085031	66,100	30	38	84	5.9	150	6.9	176	11.5	290	9.5	240	12.8	326	3.4	86	8.8/11.4	223/289	53.6	1365	2.8	71
CP85050	8941085050	110,000	50	60	132	6.3	160	7.9	200	11.2	282	18.6	470	21.8	555	3.4	85	8.7/11.1/13.9	222/283/352	56.2	1430	2.8	71
CP85080	8941085080	176,000	80	103	227	9.1	230	10.0	254	13.5	340	16.4	415	20.4	520	4.2	105	13.4/17.4	341/443	63.3	1610	3.2	82
CP85100	8941085100	220,000	100	105	232	8.5	215	10.8	209	13.5	341	28.6	723	33.7	860	5.5	137	12.3/15.8/19.3	313/403/490	62.9	1600	2.8	70

All models: Hose int. 3/8" (10mm) - @90 PSI (@6.3 Bar)

Listed specifications are for reference only. Please check documents in each tool.

Specialty tools

Air Motors

CP offers a diverse selection of Air motors, featuring rust- and oil-free air vane motors with large power range from 0.16 kW (0.21 Hp) to 1.83 kW (2.45 Hp).

These motors are available with either a threaded spindle (non-reversible) or a keyed spindle (reversible).

Designed to withstand dust, humidity, and temperature fluctuations, these air motors can be ATEX for use in hazardous environments.

Ideal for a wide array of applications, including mechanical engineering, the automotive industry, packaging, paper and printing industries, the petrochemical sector, agricultural equipment, the food industry, and many more.

Air motors offer numerous advantages over electric motors and are often the only viable option for specific applications.


To help you find the right Air motor,
here is our selector:



Textile industry



Marine



Petrochemicals



Food industry



Agricultural equipment



Printers



Chemicals



Packaging industry

DIFFERENCES BETWEEN AIR MOTORS

The jaw size (reach, throat gap, travel, etc.) depends on your application. Use the tables to compare different jaw models and dimensions.

Standard air motors



Standard air motors are compact, lightweight and available for a variety of speed and torque requirements. They are suitable for installation in hand-held and other industrial devices.

Stainless steel air motors



Stainless steel air motors are suitable for applications in corrosive environments. This includes the food and chemical industries.











Low-speed air motors



With the low speed range, we offer a complete, low-cost solution for applications requiring a low speed and low torque. The air consumption is relatively constant regardless of the applied load.

AIR MOTOR SERIES OVERVIEW



	M16	M25	M39	M84	M180	M2501	M3901	M8401	2H410
References	11	32	28	27	10	8	7	6	5
Oil-free	✓	✓	✓	✗	✗	✓	✓	✗	✗
Atex 	✓	✓	✓	✓	✓	✓	✓	✓	✓
Stainless steel	✓	✓	✓	✗	✗	✓	✗	✗	✗
Exhaust									
Shaft	Keyed	Keyed & Threaded	Keyed & Threaded & Squarre	Keyed & Threaded	Keyed	Keyed & Threaded	Threaded	Keyed	Hex
Reversible	✓	✓	✓	✓	✓	✓	✓	✓	✓

For more details here is the full air motor catalogue: [Air motors - Chicago Pneumatic](#)



Accessories Specialty tools

RECOMMENDED ACCESSORIES



ACCESSORY'S DESCRIPTION	PART NUMBER
18T Saw blades (5pcs)	894 015 8775
24T Saw blades (5pcs)	894 015 8776
32T Saw blades (5pcs)	894 015 8777



ACCESSORY'S DESCRIPTION	PART NUMBER
18T Saw blades (5pcs)	CA146719
24T Saw blades (5pcs)	CA146720
32T Saw blades (5pcs)	CA146721



ACCESSORY'S DESCRIPTION	PART NUMBER
File rectangular shank 3/16" (5mm), 5pcs	205 051 9113
File round shank 3/16" (5mm), 5pcs	205 051 9123
File half round shank 3/16" (5mm), 5pcs	205 051 9133
File triangular shank 3/16" (5mm), 5pcs	205 051 9143

JAW SETS FOR CP9883/9884



ACCESSORY'S DESCRIPTION	PART NUMBER
Jaw Housing Set CP9883	894 016 7682
Jaw Housing Set CP9884	894 016 7716

WHEELS FOR CP861 & CP874



ACCESSORY'S DESCRIPTION	PART NUMBER
Set of 5 wheels Ø 2-7/8"x1/16"x3/8" - 73x1,6x9,52mm	CA155312

LIFT EQUIPEMENT ACCESSORIES



MODEL	ACCESSORY'S DESCRIPTION	PART NUMBER
CP85031	SA001 Adaptor Type A	894 017 6085

EXTENSIONS



MODEL	HEIGHT		PART NUMBER
	mm	In.	
CP85031	1,77	45	894 017 4093
	2,95	75	894 017 4105
CP85080 & CP85100	1,77	45	894 017 4271
	2,95	75	894 017 4272

SCREWDRIVERS



*Straight shape
for vertical applications*



*Pistol grip for horizontal
applications or for better
controllability*

HOW TO SELECT YOUR FASTENING SCREWDRIVERS?

STEP 1

Applications

- ▶ Materials/
Fasteners
- ▶ Joint types
- ▶ Accuracy
- ▶ Torque/Speed
- ▶ Duty

STEP 2

Screws

- ▶ Shape
- ▶ Size
- ▶ Access
- ▶ Bits

STEP 3

Tools

- ▶ Clutch type
- ▶ Torque/Speed
- ▶ Handle type

CLUTCH TYPE

- ▶ **IMPACT CLUTCH (ROCKING DOG)**
 - Good on very soft joints providing high speed rundown
- ▶ **DIRECT DRIVE**
 - No clutch, directly driven bit
 - Stall torque regulated to air pressure
 - Easy to use by maintain
 - Ergonomic handling (light weight, size...)
- ▶ **POSITIVE CLUTCH**
 - Good for varying torque applications
 - Operator can force clutch engagement for higher torque
 - Excellent for wood applications
- ▶ **CUSHION CLUTCH**
 - High speed rundown
 - Torque output adjusted by spring tension
 - Clutch ratchets at preset torque
 - Easy to use, adjust and to maintain
- ▶ **SHUT-OFF CLUTCH**
 - Clutch shut-off at preset torque
 - Various speed models available
 - Torque adjustment for accurate tightening
 - Various shapes for all types of applications



CLUTCH TYPES

IMPACT

DIRECT

POSITIVE

CUSHION

SHUT-OFF

SUPER
INDUSTRIAL

CP2810
CP2811

CP2822
CP2612
CP2812

CP2824
CP2814

INDUSTRIAL MAINTENANCE
AND PRODUCTION

CP2755
CP2765

CP2780

CP2623
CP781
CP782

CP2611
CP2621
CP2622

GENERAL MAINTENANCE










CP2136
CP2141

Screwdrivers

SCREWDRIVER SELECTION

1. Types of Screws

Many types of screws are available and are selected depending on the applications and materials. In addition, thread geometry (insertion speed), and head imprint also influence the choice of the bits and the screwdrivers.

THE MAIN SCREWS TYPES ARE:		THE TYPE OF IMPRINT MAY BE...	
	METRIC Generally used with nuts and threaded holes.		SLOTTED Mainly used in the wood, eye-glasses, electronics sectors, etc.
	SELF-THREADING These form the thread and tighten at the same time. The thread is created by deformation of the material, making this kind of screw particularly suitable for plastic, wood and other lightweight materials.		CROSS-SLOTTED (PHILIPS-POZI-DRIVE) Used on plastic, sheet metal and wood; the cross-slot improves the connection between screw and screwdriver.
	SELF-TAPPING These are metric screws with special grooves on their threaded shanks which allow the shavings created during tightening to be removed.		TORX This transmits higher torque levels with lower axial thrust. The imprint offers a larger surface contact and effective connection with minimum clearance.
	THREE-LOBE These are metric screws that tap through the special lobe shape of the shank, thereby deforming the material rather than removing it.		HEX SOCKET SCREW (Allen screw) Normally with metric pitch, it can be used in small spaces.
	SELF-DRILLING These are self-threading screws with a special "drill" tip that makes the hole during drilling.		HEX HEAD Used in many sectors, both in the metric and in the self-threading and self-drilling versions etc. Particularly effective for high tightening torque levels.
THE SCREWS CAN BE FITTED WITH:			
	BUILT-IN FLAT WASHER This improves the quality of tightening and makes tightening cycle times quicker.		KNURLED WASHER UNDER THE HEAD Fixed or mobile, it reduces the chances of the screw from accidentally loosening.

2. Screws Selection Charts

Fastener Torque Values for metric screws:

GRADES	ISO MACHINE SCREWS					THREAD FORMING/ ROLLING SCREWS
	4.6	5.8	8.8	10.9	12.9	8.8
THREAD SIZE	RECOMMENDED TORQUE (Nm)					RECOMMENDED TORQUE (Nm)
M1.6	0.07	0.12	0.19	-	-	-
M2	0.15	0.24	0.38	-	-	0.5
M2.2	0.19	0.31	0.51	-	-	-
M2.5	0.28	0.48	0.77	-	-	-
M3	0.51	0.85	1.4	1.9	2.3	1.4
M3.5	0.8	1.34	2.2	3.0	3.6	-
M4	1.2	2.0	3.2	4.5	5.4	3.2
M5	2.4	4.0	6.4	9.0	10.7	6.5
M6	4.1	6.8	10.9	15.3	18.3	11
M8	9.8	16.3	26.1	36.8	44.1	26
M10	19.3	32.2	51.5	72	86.9	52
M12	33.6	56	90	126	151	91

For non metric threads, please use the following data as a guide:

THREAD SIZE	QUALITY P			QUALITY S			QUALITY T		
	In.	Nm	lbf ft	Nm	lbf ft	Nm	lbf ft		
1/4	5.4	4.0	10	7.6	11	8.2			
5/16	11.2	8.3	21	15.7	23	17.0			
3/8	20.0	14.7	38	27.9	41	30.2			
7/16	32.0	23.5	61	44.8	85	48.3			
1/2	48.8	36.0	93	68.4	100	73.8			

3. Screwdrivers Torque and Speed range

SHAPE	TYPE OF CLUTCH	MODEL	TORQUE RANGE ft.lbs (Nm)																	FREE SPEED rpm	START				
			1.47	2.95	4.42	5.9	7.37	8.85	10.3	11.8	13.3	14.7	16.2	17.7	19.2	20.6	22.1	23.6	25.1			26.5	28	29.5	30.9
			(2)	(4)	(6)	(8)	(10)	(12)	(14)	(16)	(18)	(20)	(22)	(24)	(26)	(28)	(30)	(32)	(34)			(36)	(38)	(40)	(42)
STRAIGHT	IMPACT	CP2136	[Torque Range Bar]																	10,000	LEVER				
PISTOL	IMPACT	CP2141	[Torque Range Bar]																	13,000	TRIGGER				
PISTOL	DIRECT	CP2755	[Torque Range Bar]																	2,200	TRIGGER				
PISTOL	DIRECT	CP2765	[Torque Range Bar]																	900	TRIGGER				
PISTOL	DIRECT	CP2810	[Torque Range Bar]																	2,400	TRIGGER				
PISTOL	DIRECT	CP2811	[Torque Range Bar]																	750	TRIGGER				
PISTOL	POSITIVE	CP2780	[Torque Range Bar]																	2,100	TRIGGER				

SHAPE	TYPE OF CLUTCH	MODEL	TORQUE RANGE ft.lbs (Nm)												FREE SPEED rpm	START	
			0.37	0.74	1.47	2.21	2.95	3.69	4.42	5.16	5.90	6.64	7.37	8.11			8.85
			(0.5)	(1)	(2)	(3)	(4)	(5)	(6)	(7)	(8)	(9)	(10)	(11)			(12)
STRAIGHT	CUSHION	CP2623	[Torque Range Bar]												1,700	LEVER	
STRAIGHT	CUSHION	CP2822	[Torque Range Bar]												1,300	LEVER	
STRAIGHT	CUSHION	CP782	[Torque Range Bar]												1,800	LEVER	
PISTOL	CUSHION	CP2612	[Torque Range Bar]												1,700	TRIGGER	
PISTOL	CUSHION	CP2812	[Torque Range Bar]												950	TRIGGER	
PISTOL	CUSHION	CP781	[Torque Range Bar]												800	TRIGGER	
STRAIGHT	SHUT-OFF	CP2824	[Torque Range Bar]												1,500	LEVER	
STRAIGHT	SHUT-OFF	CP2622	[Torque Range Bar]												1,700	PUSH	
STRAIGHT	SHUT-OFF	CP2621	[Torque Range Bar]												1,000	PUSH	
PISTOL	SHUT-OFF	CP2814	[Torque Range Bar]												1,100	TRIGGER	
PISTOL	SHUT-OFF	CP2611	[Torque Range Bar]												1,000	TRIGGER	

Screwdrivers

Impact clutch screwdriver



10,000 RPM



CP2136

COMPACT, QUICK AND EASY TO USE

FEATURES AND BENEFITS

- Double rocking dog clutch and metal housing for a good durability
- Reversible button, built-in power regulator and starting lever for great ease of use
- Suspension bail for better ergonomics
- Low air consumption for better efficiency
- Lightweight to minimize fatigue



13,000 RPM



CP2141

COMPACTNESS AND HIGH SPEED FOR GLOBAL USE

FEATURES AND BENEFITS

- Double rocking dog clutch and metal housing for a good durability
- Reversible one-hand button for better ease of use
- Low noise level for operator comfort
- Compact design for maximum accessibility in tight spaces

See accessories page 206

MODEL	PART NUMBER	OUTPUT DRIVE		FREE SPEED	MIN TORQUE (FW)		MAX TORQUE (FW)		NET WEIGHT		LENGTH		FREE SPEED AIR CONS.		VIBRATION LEVEL <small>ISO 28927 (M/S2)</small>		SOUND PRESS.	SOUND POWER	AIR INLET
		in.	rpm		ft.lb	Nm	ft.lb	Nm	lb	kg	in.	mm	cfm	l/s	a	k	ISO 15744 - dB(A)	in.	
CP2136	894 102 1360	1/4	10,000	5.9	8	15.5	21	1.5	0.68	7.28	185	8.8	4.2	7.4	2.8	89	100	1/4	
CP2141	894 102 1410	1/4	13,000	7.4	10	17.7	24	1.92	0.87	5.63	143	18	8.5	5.3	2.1	77	88	1/4	

All models: Hose int. 3/8" (10 mm) - @90 PSI (@6.3 Bar)

Listed specifications are for reference only. Please check documents in each tool.



Screwdrivers

Pistol Direct drive screwdriver



2,200 RPM



CP2755

FASTENING TOOL FOR SOFT APPLICATIONS

FEATURES AND BENEFITS

- Fast screw rundown in direct drive for better productivity
- Reverse control at the trigger for better comfort
- Rubber grip for better handling
- Progressive trigger for better ergonomics



2,400 RPM



CP2810

ROBUST AND PRECISE PISTOL DESIGN FOR HEAVY DUTY APPLICATIONS

FEATURES AND BENEFITS

- Durable stall torque clutch for various fastening
- Light weight for intensive use.
- Robust aluminium body, even for heavy duty application
- Convenient progressive trigger and one-hand reverse button for ergonomic handling

CP2765

Same as CP2755 with higher torque

CP2811

Same features as CP2810 with 750 rpm

See accessories page 206

MODEL	PART NUMBER	OUTPUT DRIVE	FREE SPEED	MAX TORQUE (FW)		NET WEIGHT		LENGTH		FREE SPEED AIR CONS.		VIBRATION LEVEL ISO 28927 (M/S ²)		SOUND PRESS.	SOUND POWER	AIR INLET
		in.	rpm	ft.lb	Nm	lb	kg	in.	mm	cfm	l/s	a	k	ISO 15744 - dB(A)	in.	
CP2755	615 192 2755	1/4	2,200	5.4	7.3	2.27	1.03	6.3	160	29	14	<2.5	-	90	101	1/4
CP2765	615 192 2765	1/4	900	6.6	9	2.6	1.18	7.01	178	29	14	<2.5	-	99	110	1/4
CP2810	615 163 0070	1/4	2,400	3.3	4.5	1.76	0.8	7.2	183	11	5.6	<2.5	-	83	94	1/4
CP2811	615 163 0060	1/4	750	8.9	12	1.98	0.9	8.03	204	11	5.6	<2.5	-	83	94	1/4

All models: Hose int. 3/8" (10 mm) - @90 PSI (@6.3 Bar)

Listed specifications are for reference only. Please check documents in each tool.

Screwdrivers



CP2780

RPM 2,100

POSITIVE CLUTCH FOR SOFT APPLICATIONS

For fastening operations in soft applications, the CP2780 positive clutch screwdriver offers compactness and high speed for high performance.



FEATURES AND BENEFITS

- Fast screw rundown in positive clutch for better productivity
- Convenient one-handed reverse for better comfort
- Rubber grip for better handling
- Progressive trigger for better ergonomics
- Operator can control clutch engagement for higher torque

See accessories page 206

MODEL	PART NUMBER	OUTPUT DRIVE		FREE SPEED		MAX TORQUE (FW)		NET WEIGHT		LENGTH		FREE SPEED AIR CONS.		VIBRATION LEVEL ISO 28927 (M/S ²)		SOUND PRESS.	SOUND POWER	AIR INLET
		in.	rpm	ft.lb	Nm	lb	kg	in.	mm	cfm	l/s	a	k	ISO 15744 - dB(A)	in.			
CP2780	615 192 2780	1/4	2,100	7.4	10	2.34	1.06	6.46	164	29	14	<2.5	-	89	100	1/4		

All models: Hose int. 3/8" (10 mm) - @90 PSI (@6.3 Bar)

Listed specifications are for reference only. Please check documents in each tool.

Screwdrivers

Straight cushion clutch screwdrivers



CP2623

HIGH SPEED FOR HIGH PRODUCTIVITY

FEATURES AND BENEFITS

- Reliable cushion clutch for various fastening applications
- Keyless quick torque setting, color rings for torque identification
- Robust aluminum body with rubber grip, even for heavy duty applications
- Convenient straight push-to-start operation and one-hand reverse button
- Low noise and vibration for operator comfort

CP782

THE CLASSIC ROBUSTNESS FOR GENERAL REPAIR

FEATURES AND BENEFITS

- Fast screw fastening in cushion clutch and high torque for better productivity
- External clutch adjustment
- Convenient single-handed forward/reverse valve for better ease of use
- Progressive lever start and suspension bail

CP2822

WIDE TORQUE AND SPEED RANGE WITH HIGH RELIABILITY

FEATURES AND BENEFITS

- Reliable cushion clutch for various fastening applications
- Keyless quick torque setting
- Robust aluminum body and clutch housing, even for heavy duty applications
- Rubber grip and one-hand reverse button for operator comfort

See accessories page 206

MODEL	PART NUMBER	OUTPUT DRIVE	FREE SPEED	MIN TORQUE (FW)		MAX TORQUE (FW)		NET WEIGHT		LENGTH		FREE SPEED AIR CONS.		VIBRATION LEVEL ISO 28927 (M/S2)		SOUND PRESS.	SOUND POWER	AIR INLET
				in.	rpm	ft.lb	Nm	ft.lb	Nm	lb	kg	in.	mm	cfm	l/s			
CP2822	615 163 0090	1/4	1,300	1.5	2	4.4	6	1.98	0.9	9.84	250	8.5	4	<2.5	-	83	94	1/4
CP2623	615 192 2623	1/4	1,700	1.1	1.5	4.1	5.5	1.76	0.8	8.15	207	27	13	<2.5	-	78	89	1/4
CP782	T025097	1/4	1,800	2.6	3.5	3.7	4.97	2.49	1.13	9.65	245	16	7.6	<2,5	-	93.9	104.9	1/4

Pistol cushion clutch screwdrivers

800 RPM



CP781

THE CLASSIC ROBUSTNESS FOR GENERAL REPAIR

FEATURES AND BENEFITS

- Fast screw fastening in cushion clutch high torque for better productivity
- External clutch adjustment
- Convenient single-handed forward/reverse for better ease of use
- Robust aluminum body and steel clutch housing
- Convenient single-handed forward/reverse for better ease of use

950 RPM



CP2812

WIDE TORQUE AND SPEED RANGE WITH HIGH RELIABILITY

FEATURES AND BENEFITS

- Reliable cushion clutch for various fastening applications
- Keyless quick torque setting
- Robust aluminum body and clutch housing, even for heavy duty applications
- Rubber grip and one-hand reverse button for operator comfort

1,700 RPM



CP2612

SPEED COMPACTNESS MULTIPLE OPERATING POSITIONS

FEATURES AND BENEFITS

- Reliable cushion clutch for various fastening applications
- Low noise and vibration for operator comfort
- Keyless quick torque setting and light composite body for better ergonomic handling. Color rings for torque identification
- Progressive trigger & reverse on top
- 3 air inlets for versatile access

See accessories page 206

MODEL	PART NUMBER	OUTPUT DRIVE		FREE SPEED		MIN TORQUE (FW)		MAX TORQUE (FW)		NET WEIGHT		LENGTH		FREE SPEED AIR CONS.		VIBRATION LEVEL ISO 28927 (M/S ²)		SOUND PRESS.	SOUND POWER	AIR INLET
		in.	rpm	ft.lb	Nm	ft.lb	Nm	lb	kg	in.	mm	cfm	l/s	a	k	ISO 15744 - dB(A)	in.			
CP781	T025096	1/4	800	4.6	6.2	8.3	11.3	3	1.36	8.9	226	25	11	<2.5	-	99.5	110.5	1/4		
CP2812	615 163 0080	1/4	950	1.8	2.5	8.1	11	2.43	1.1	9.13	232	17	8.4	<2.5	-	82	93	1/4		
CP2612	615 192 2612	1/4	1,700	0.7	1	4.4	6	1.98	0.9	7.48	190	21	10	<2.5	-	77	88	1/4		

All models: Hose int. 3/8" (10 mm) - @90 PSI (@6.3 Bar)

Listed specifications are for reference only. Please check documents in each tool.



Screwdrivers

Straight shut-off clutch screwdrivers



1,000 RPM



CP2621

STRAIGHT DESIGN, EASY HIGH TORQUE SETTING FOR HIGH PRECISION

FEATURES AND BENEFITS

- Accurate and durable shut-off clutch for various fastening
- Keyless quick torque setting
- Robust aluminum body with rubber grip, even for heavy duty applications
- Convenient straight push-to-start operation and one-hand reverse button



1,500 RPM



CP2824

ROBUST AND PRECISE PISTOL DESIGN FOR HEAVY DUTY APPLICATIONS

FEATURES AND BENEFITS

- Accurate and durable shut-off clutch for various fastening
- Low noise level
- Robust aluminum body, even for heavy duty applications
- Convenient progressive trigger and one-hand reverse button for ergonomic handling

CP2622

Same features as CP2621 with higher speed 1700 rpm

See accessories page 206

MODEL	PART NUMBER	OUTPUT DRIVE	FREE SPEED	MIN TORQUE (FW)		MAX TORQUE (FW)		NET WEIGHT		LENGTH		FREE SPEED AIR CONS.		VIBRATION LEVEL ISO 28927 (M/S2)		SOUND PRESS.	SOUND POWER	AIR INLET
				in.	rpm	ft.lb	Nm	ft.lb	Nm	lb	kg	in.	mm	cfm	l/s			
CP2621	615 192 2621	1/4	1,000	0.6	0.8	4.8	6.5	1.76	0.8	9.13	232	30	14	<2.5	-	76	87	1/4
CP2622	615 192 2622	1/4	1,700	0.4	0.5	3.3	4.5	1.76	0.8	9.13	232	29	13	<2.5	-	75	86	1/4
CP2824	615 163 0100	1/4	1,500	0.4	0.5	1.2	1.6	1.98	0.9	8.74	222	12	6	<2.5	-	73	0	1/4

All models: Hose int. 3/8" (10 mm) - @90 PSI (@6.3 Bar)

Listed specifications are for reference only. Please check documents in each tool.

Pistol shut-off clutch screwdrivers



1,000 RPM



CP2611

3 AIR INLETS TO PROVIDE VERSATILITY AND PRECISION IN USE

FEATURES AND BENEFITS

- Accurate and durable shut-off clutch for various fastening
- Keyless quick torque setting
- Light composite body for better ergonomic handling
- Progressive trigger & reverse on top
- 3 air inlets for versatile access



1,100 RPM



CP2814

ROBUST AND PRECISE PISTOL DESIGN FOR HEAVY DUTY APPLICATIONS

FEATURES AND BENEFITS

- Accurate and durable shut-off clutch for various fastening
- Low noise level
- Robust aluminum body, even for heavy duty applications
- Convenient progressive trigger and one-hand reverse button for ergonomic handling

See accessories page 206

MODEL	PART NUMBER	OUTPUT DRIVE		FREE SPEED	MIN TORQUE (FW)		MAX TORQUE (FW)		NET WEIGHT		LENGTH		FREE SPEED AIR CONS.		VIBRATION LEVEL ISO 28927 (M/S ²)		SOUND PRESS. ISO 15744 - dB(A)	SOUND POWER	AIR INLET
		in.	rpm		ft.lb	Nm	ft.lb	Nm	lb	kg	in.	mm	cfm	l/s	a	k			
CP2611	615 192 2611	1/4	1,000	0.7	1	5.5	7.5	2.43	1.1	9.25	235	21	10	<2.5	-	80	91	1/4	
CP2814	615 192 2005	1/4	1,100	0.3	0.4	3.2	4.3	1.76	0.8	7.17	182	13	6.5	<2.5	-	76	87	1/8	

All models: Hose int. 3/8" (10 mm) - @90 PSI (@6.3 Bar)

Listed specifications are for reference only. Please check documents in each tool.



Screwdrivers accessories

ACCESSORIES INCLUDED



MODEL	DESCRIPTION	PART NUMBER
CP2612/CP2611	SUSPENSION RING KIT	894 016 8729
CP2136	HOOK	894 017 0488
CP2822/CP2824	SUSPENSION YOKE	615 450 1975
CP2623/CP2621/CP2622	ACCESSORIES KIT	894 016 8785
CP782	HANGER	C148806
CP2824/CP2822	SUSPENSION YOKE	615 450 1975
CP2612/CP2611/CP2621	COLOR RING KIT	894 016 8074
CP2814	SUSPENSION BALL	615 450 2775

OPTIONAL ACCESSORIES



MODEL	DESCRIPTION	PART NUMBER
CP2755/CP2765	NOISE REDUCER KIT	205 051 6493
CP2822/CP2812	SIDE HANDLE	615 182 0078
CP2810/CP2811/CP2824	SIDE HANDLE	615 182 0079
CP2755/CP2765/CP2780	HANDLE KIT	894 016 8856
CP2623	SIDE HANDLE ASSY	205 049 8553

STUD CLEANER (RECOMMENDED WITH CP2755)



MODEL	DESCRIPTION	DIAMETER		LENGTH		REPLACEMENT BRUSHES
		in.	mm	in.	mm	
894 016 9927	BOLT CLEANER M20x60L	13/16	20	2,375	60	894 016 9934
894 016 9928	BOLT CLEANER M22x60L	7/8	22	2,375	60	894 016 9935
894 016 9929	BOLT CLEANER M24x60L	15/16	24	2,375	60	894 016 9936
894 016 9793	BOLT CLEANER M22x37L	7/8	22	1,4375	37	894 016 9931
894 016 9795	BOLT CLEANER M30x60L	1 3/16	30	2,375	60	894 016 9933



BALANCERS SELECTION	LOAD RANGE		STROKE		NET WEIGHT		PART NUMBER	CP TOOLS
	lb.	kg	ft.	mm	lb.	kg		
CP9911 (up to 1 Kg.)	0.8-2.2	0.4-1.0	5.2	1,600	1.3	0.6	894 109 9110	CP2136/CP2141/CP2612/CP2621/CP2622/CP2623/CP2810/CP2811/CP2814/CP2822/CP2824
CP9912 (up to 2 Kg.)	2.2-4.4	1.0-2.0	5.2	1,600	1.3	0.6	894 109 9120	CP2824/CP2755/CP2765/CP2780/CP2812/CP781/CP782

TUNE-UP KITS & REPAIR KITS

TOOL'S MODEL	TUNE UP KIT PART NUMBER
CP2041	894 020 8402
CP2042	894 020 8406
CP2136	894 017 0493
CP2141	894 017 0516
CP2765	205 050 7803
CP2780	205 051 6763
CP2611	894 016 8415
CP2612	894 016 8416
CP2622	894 016 8464
CP2623	894 016 8330
CP2755	205 050 7773
CP2665	205 050 7803

LUBRICATION

OIL PROTECTO-LUB FOR MOTOR	PART N°
CPA1015 MOTOR OIL 125 mL	894 017 6598
CPA1014 MOTOR OIL 1L	894 017 6597
CPA1016 MOTOR OIL 5L	894 017 6599



RIVETERS



How to choose your tool

1 MATERIAL COMPATIBILITY

Use the tools designed for the material you are working with: aluminum, steel, stainless steel.

2 RIVET TYPE & SIZE

Ensure the riveter supports your required rivet diameter and length

3 INTENSITY OF USE

4 APPLICATION ACCESSIBILITY AND PRECISION

TOOL TYPE	MODEL	MATERIAL COMPTABILITY	RIVET TYPE & SIZE	INTENSITY OF USE	APPLICATION ACCESSIBILITY	KEY FEATURES	SEGMENTS
RIVETERS	CP988X Series	Aluminium, Copper (CP9882/86) Steel, Stainless steel (CP987/88)	Blind Rivets 2.4 to 7.8 mm M3 to M12	Low to intensive depending on models	Confined areas	Great price / performance ratio, lightweight.	Body shops and light assembly
RIVET SQUEEZERS	CP4210/20	Aluminum, Steel	Solid Rivets up to 3/16" 4.7 mm	Occasional to Frequent	Standard accessibility	Precise compression, low vibration, quiet, durable.	Aerospace MRO, Metal structure repair
RIVET HAMMERS	CP428X Series	Aluminum, Steel	Solid Rivets up to 3/8" 9.5 mm	Continuous	Open areas	High power, easy to use, durable.	Aerospace MRO, Rolling equipments



Riveting tools



CP988X series

Blind and blind nut riveter series

FEATURES AND BENEFITS

- Powerful with high setting forces
- Comfortable and safe with low vibration and kickback
- Cold insulating composite handle higher comfort
- Flexible air connection with 360° rotation option
- Robust with an industrial-grade aluminum alloy cylinder material

PROFESSIONAL & COMFORTABLE OPERATION OF RIVETS!

If you are looking for high productive riveters including convenient features to get your job done fast and safe without any compromise, our CP988 series is designed to answer all your assembly needs.



		MODEL NUMBER	CP9882	CP9886	CP9887	CP9888
		PART NUMBER	894 109 8820	894 109 8860	894 109 8870	894 109 8880
Standard blind rivet Open end type / Closed end type	Al Rivets		2,4 - 5,0 mm	3,0 - 5,0 mm	4,8 - 6,4 mm	-
	Cu Rivets		2,4 - 5,0 mm	3,0 - 5,0 mm	4,8 - 6,4 mm	-
	Steel Rivets		-	3,0 - 5,0 mm	4,8 - 6,4 mm	-
	Stainless Steel Rivets		-	3,0 - 5,0 mm	4,8 - 6,4 mm	-
Structural blind rivet	BULB-TITE®		-	-	5,2 - 7,8 mm	-
	Monobolt®, Magnalok®, Interlok®		-	-	4,8 - 6,4 mm	-
	Hemlok®		-	-	6,4 mm	-
	Single-grip		-	-	4,8 - 5,0 mm	-
Blind rivet nuts	All materials		-	-	-	M3 - M12
Additional tool function	Extraction rivet mandrel		-	-	-	-
	Integrated vacuum function (vertical operation)		✓	✓	✓	-
	Automatic function to thread and unthread of rivet nuts for fast processing		-	✓	✓	✓

See accessories page 214

MODEL	PART NUMBER	MAX RIVET SIZE		AIR CONS. @LOAD		NET WEIGHT		LENGTH		VIBRATION LEVEL ISO 28927 (M/S2)	SOUND PRESS. ISO 15744 - dB(A)	SOUND POWER	AIR INLET
		in.	mm	cfm	l/s	lb	kg	lb	kg				
CP9882	894 109 8820	3/16	4.8	4	1.9	3.31	1.5	8.86	225	<2.5	73	62	1/4
CP9886	894 109 8860	3/16	5	8.5	4	3.75	1.7	10.91	277	2.5	77.8	88.8	1/4
CP9887	894 109 8870	5/16	7.8	8.7	4.1	5.51	2.5	12.8	325	2.5	77.8	88.8	1/4
CP9888	894 109 8880	-	M12	5.9	2.8	4.85	2.2	11.02	280	2.5	77.8	88.8	1/4

All models: Hose int. 3/8" (10 mm) - @90 PSI (@6.3 Bar)

Listed specifications are for reference only. Please check documents in each tool.

Riveting tools



CP428X SERIES

Rivet hammer



THE AEROSPACE RIVETING SOLUTION

The compact, light, and easy to use Chicago Pneumatic aerospace rivet hammers



FEATURES AND BENEFITS

- A simple range for multiple aerospace application
- From 1X up to 9X rivet hammer type to cover a majority of aluminum and steel rivet size
- 7 models to cover all frequently used rivets in metal structure repair for Aerospace
- Very good durability for aerospace MRO.

RIVET SIZE (Aluminium)	Model	Part Number	Rivet Hammer Type	Stroke
3/32" - 1/8"	CP4281	615 174 0590	1X	1-1/2" 35 mm
3/32" - 1/8"	CP4282	615 174 0600	2X	2-1/4" 57 mm
5/32" - 3/16"	CP4283	615 174 0610	3X	3" 73 mm
3/16" - 7/32" - 1/4"	CP4284	615 174 0620	4X	3" 78 mm
3/16" - 7/32" - 1/4"	CP4285	615 174 0630	5X	2-3/8" 68 mm
1/4" - 9/32" - 5/16"	CP4287	615 174 0640	7X	4" 98 mm
5/16" - 11/32" - 3/8"	CP4289	615 174 0650	9X	5" 132 mm

See accessories page 214

MODEL	PART NUMBER	CHISEL SHANK DIAMETER		MAX RIVET SIZE ALUMINIUM		MAX RIVET SIZE STEEL		MAX COMPRESSION FORCE	LENGTH		VIBRATION		NET WEIGHT		AIR CONSO @LOAD	AIR INLET
		mm	in.	mm	in.	mm	in.		mm	in.	m/s ²	ft/s ²	kg	lb	l/s	in.
CP4281	615 174 0590	10.2	0.401	3.2	1/8	0	0	-	115	4.53	11.4	37.4	1.06	2.34	12.3	1/4
CP4282	615 174 0600	10.2	0.401	3.2	1/8	2.4	3/32	-	170	6.69	14	45.9	1.26	2.78	12.3	1/4
CP4283	615 174 0610	10.2	0.401	4.8	3/16	4	5/32	-	186	7.32	11.7	38.4	1.36	3	12.3	1/4
CP4284	615 174 0620	10.2	0.401	6.4	1/4	4.8	3/16	-	211	8.31	12.9	42.3	1.39	3.06	12.3	1/4
CP4285	615 174 0630	12.7	0.489	6.4	1/4	4.8	3/16	-	230	9.06	24.7	81	2.1	4.63	12.3	1/4
CP4287	615 174 0640	12.7	0.489	7.9	5/16	6.4	1/4	-	256	10.08	26.3	86.3	2.4	5.29	12.3	1/4
CP4289	615 174 0650	12.7	0.489	9.5	3/8	7.9	5/16	-	284	11.18	26.7	87.6	2.5	5.51	12.3	1/4

All models: Hose int. 3/8" (10 mm) - @90 PSI (@6.3 Bar)

Listed specifications are for reference only. Please check documents in each tool.

Riveting tools



CP42X SERIES

Rivet Squeezers



THE ERGONOMIC AND SAFE WAY TO DO RIVETING

The powerful, silent, and vibration less air aerospace Squeezers



FEATURES AND BENEFITS

- Extremely good ergonomics – silent and vibrationless
- The different jaws make it possible to use for any rivets within 76 mm from an edge
- 6 models to cover the most frequently used rivets in Metal structure repair for Aerospace
- Very good durability for aerospace MRO.

CP4210AS



CP4220AS



CP4210AL



CP4210CS



CP4220AL



CP4220CS



RIVET SIZE (Aluminium)	Model	Part Number	Jaw type
3/16" - 3/32" - 1/8"	CP4210CS	615 171 0180	C Short
3/16" - 3/32" - 1/8"	CP4510AS	615 171 0200	Alligator Short
1/16" - 3/32"	CP4210AL	615 171 0220	Alligator Long
3/32" - 1/8"	CP4220AL	615 171 0230	Alligator Long
5/32" - 3/16"	CP4220AS	615 171 0210	Alligator Short
5/32" - 3/16"	CP4220CS	615 171 0190	C Short

See accessories page 214

MODEL	PART NUMBER	MAX RIVET SIZE ALUMINIUM		MAX RIVET SIZE STEEL		MAX COMPRESSION FORCE (90psi/6.2bar) (kN)	LENGTH		VIBRATION		NET WEIGHT		AIR INLET
		mm	in.	mm	in.		mm	in.	m/s ²	ft/s ²	kg	lb	
CP4210CS	615 171 0180	3.2	1/8	2.4	3/32	13.3	262	10.31	<2.5	-	2.04	4.5	1/4
CP4220CS	615 171 0190	4.8	3/16	4	5/32	26.7	355	13.98	<2.5	-	2.49	5.49	1/4
CP4210AS	615 171 0200	3.2	1/8	2.4	3/32	13.3	233	9.17	<2.5	-	1.7	3.75	1/4
CP4220AS	615 171 0210	4.8	3/16	4	5/32	26.7	284	11.18	<2.5	-	2.2	4.85	1/4
CP4210AL	615 171 0220	2.4	3/32	1.6	1/16	8	273	10.75	<2.5	-	2.1	4.63	1/4
CP4220AL	615 171 0230	3.2	1/8	2.4	3/32	18.2	343	13.5	<2.5	-	2.5	5.51	1/4

All models: Hose int. 3/8" (10 mm) - @90 PSI (@6.3 Bar)

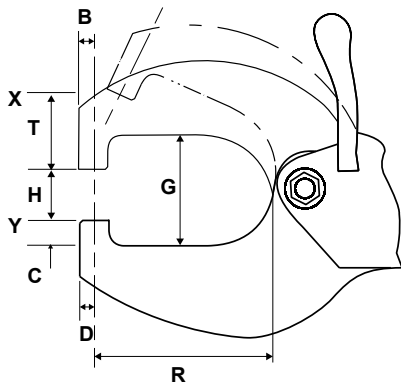
Listed specifications are for reference only. Please check documents in each tool.

How to choose the right squeezer and rivet set?

1 JAWS SELECTION

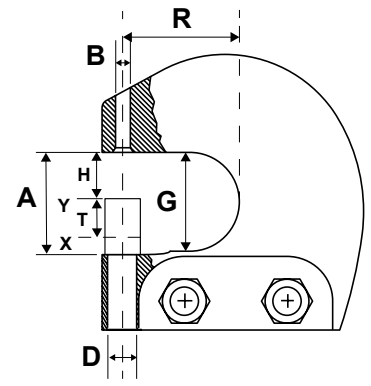
The jaw size (reach, throat gap, travel, etc.) depends on your application. Use the tables to compare different jaw models and dimensions.

B	Upper offset
C	Anvil work clearance
D	Lower offset
G	Total yoke gap
H	Closed height
R	Reach
T	Travel
X	Extreme open position
Y	Extreme closed position



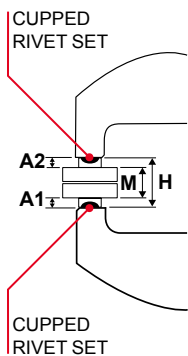
Allicator jaw model	D		G		H		R		T	
	in.	mm	in.	mm	in.	mm	in.	mm	in.	mm
CP4210AS	1/4"	6	1-5/8"	40	5/6"	21	1-1/2"	38	5/8"	16
CP4220AS	1/4"	6	1-5/8"	40	5/6"	21	1-1/2"	38	5/8"	16
CP4210AL	1/4"	6	1-3/4"	44	11/16"	17,5	3"	76	3/4"	19
CP4220AL	1/4"	6	1-3/4"	44	11/16"	17,5	3"	76	3/4"	19

A	Throat gap
B	Upper offset
C	Anvil work clearance
D	Lower offset
G	Total yoke gap
H	Closed height
R	Reach
T	Travel
X	Extreme open position
Y	Extreme closed position



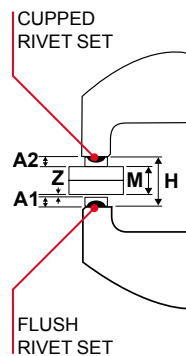
C jaw model	D		G		H		R		T	
	in.	mm	in.	mm	in.	mm	in.	mm	in.	mm
CP4210CS	1/4"	6	1-5/8"	40	5/6"	21	1-1/2"	38	5/8"	16
CP4220CS	1/4"	6	1-5/8"	40	5/6"	21	1-1/2"	38	5/8"	16

2 RIVET SET CHOICE



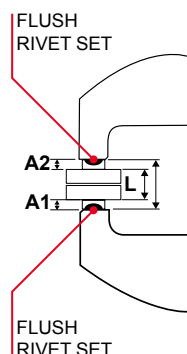
■ Two cupped sets: Their length (**A1+A2**) should match the closed height of the yoke (**H**) minus the material thickness (**M**).

$$A1+A2 = H - M$$



■ One cupped + one flush set: Their length (**A1+A2**) should match the closed height of the yoke (**H**) minus the material thickness (**M**) and the finished rivet head height (**Z**).

$$A1+A2 = H - M - Z$$

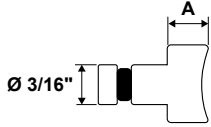


■ Two flush sets: Their length (**A1+A2**) should match the closed height of the yoke (**H**) minus the compressed rivet length (**L**).

$$A1+A2 = H - L$$

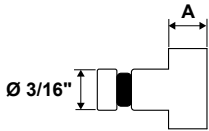
3 RIVET SETS

Choose the correct rivet set based on rivet diameter and required body length. Use the table to find the part number for the needed rivet set



CUPPED RIVET

Shank type	Rivet diameter		'A' body length		AN-470 UNIVERSAL
	in.	mm	in.	mm	Part Number
CR-1	3/32"	2.4	1/4"	6.4	P089430
CR-1	3/32"	2.4	3/8"	9.5	P089431
CR-1	3/32"	2.4	1/2"	12.7	P089432
CR-1	1/8"	3.2	1/4"	6.4	P089435
CR-1	1/8"	3.2	3/8"	9.5	P089436
CR-1	1/8"	3.2	1/2"	12.7	P089437
CR-1	5/32"	3.2	1/4"	6.4	P089440
CR-1	5/32"	4.0	3/8"	9.5	P089441
CR-1	5/32"	4.0	1/2"	12.7	P089442
CR-1	3/16"	4.0	1/4"	6.4	P089445
CR-1	3/16"	4.8	3/8"	9.5	P089446
CR-1	3/16"	4.8	1/2"	12.7	P089447



FLUSH RIVET

Shank type	'A' body length		AN-470 UNIVERSAL
	in.	mm	Part Number
CR-1	1/8"	3.2	P089495
CR-1	1/4"	6.4	P089496
CR-1	3/8"	9.5	P089497
CR-1	1/2"	12.7	P089498
CR-1	5/8"	15.9	P089499

Riveters accessories



NOSE PIECES FOR CP9882 AIR RIVETER

ACCESSORY'S DESCRIPTION	PART NUMBER
Nose piece (SET OF 4 pcs. below)	895 025 0361
2,4 mm Nose Piece 3/32"	895 025 0360
3,2 mm Nose Piece 1/8"	895 025 0359
4,0 mm Nose Piece 5/32"	895 025 0358
4,8 mm Nose Piece 3/16"	895 025 0357

ACCESSORIES CP9886

ACCESSORY'S DESCRIPTION	PART NUMBER
Nose piece 4,8MM MARK VG/4.8. Already assembled in tool	894 017 7207
Nose piece 3,2MM MARK VG/3.2	894 017 7208
Nose piece 4,0MM MARK VG/4.0	894 017 7209
Pusher 4,0MM (3.2MM 4.0MM RIVETS)	894 017 7201
Pusher 5,0MM (4,8MM RIVETS) Already assembled in tool	894 017 7200
Balancer 1.0-2.0KG 2.2-4.4LB	894 109 9120

ACCESSORIES CP9888

ACCESSORY'S DESCRIPTION	PART NUMBER
Nose piece HEMLOK 6,4MM MARK - I	894 017 7232
Nose piece 7,8MM MARK DL 7.8	894 017 7233
Nose piece 5,2MM MARK DL 5.2	894 017 7234
Nose piece 6,2MM MARK DL 6.2	894 017 7235
Nose piece PROTRUDE 6,4MM MARK - M	894 017 7236
Nose piece PROTRUDE 4,8MM MARK - K	894 017 7237
Nose piece RECESSED 4,8MM MARK - J	894 017 7238
Nose piece FLAT 4,8MM MARK - P	894 017 7239
Nose piece FLAT 6,4MM MARK - Q	894 017 7240
Nose piece RECESSED 6,4MM - MARK L	894 017 7241
Balancer 1.0-2.0KG 2.2-4.4LB	894 109 9120

ACCESSORIES CP428X SERIES

BUCKING BARS

We recommend to use a rivet hammer with a bucking bar equipped with a compression cylinder to decrease reaction in operator's hand.



ACCESSORY'S DESCRIPTION	PART NUMBER
Bucking Bar Short	615 360 9420
Bucking Bar Long	615 360 9430

CHISELS

Use the rivet hammers with Chicago Pneumatic chisel kit (non included accessory)



ACCESSORY'S DESCRIPTION	PART NUMBER	QUANTITY
CP4281	615 360 9390	5
CP4282 CP4283 CP4284	615 360 9400	6
CP4285 CP4287 CP4289	615 360 9410	7

AIR LINE NETWORK



Chicago Pneumatic Air Preparation Units

Designed for maximum tool performance



FRL
AIR FLEX
HOSE REELS
HOSES
HOSE WHIP
SPIRAL HOSE
COUPLINGS
OILERS



OTHER ACCESSORIES
BALANCERS

Chicago Pneumatic

Offers a wider range of couplings to create the best possible solution together with Power Tools.

Air Line Network

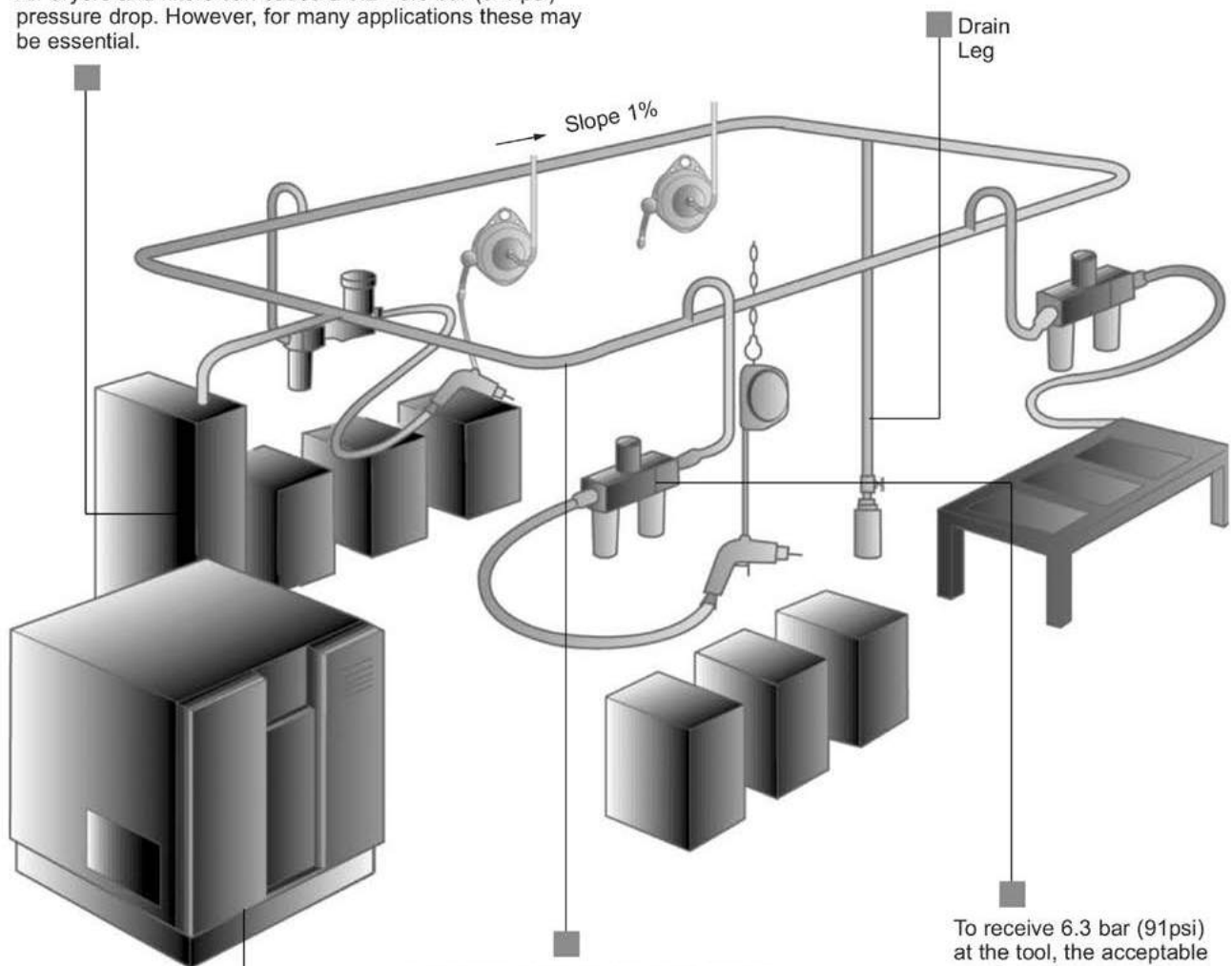
Chicago Pneumatic Air Preparation Units are designed to help you get maximum performance from your tools. They ensure minimal pressure drop and thus minimum energy losses in the air distribution system, benefiting the environment and cutting your operating costs.

The lifetime of your tools will be extended by using air preparation units and with that comes lower repair costs and less downtime. A correct air installation guarantees productivity and good total economy.

Check your air line configuration thanks to our selector.



Air dryers and filters can cause a 0.2 - 0.3 bar (3-4 psi) pressure drop. However, for many applications these may be essential.



A carefully designed network virtually eliminates pressure drop. We recommend a Ring Main layout which has a slope away from the input of 1%.

To receive 6.3 bar (91psi) at the tool, the acceptable maximum pressure drop from airline accessories is 0.6 bar (9 psi). A combination of high performance components and careful engineering will achieve this.

A normal compressor can deliver up to 7.5 bar (109 psi) air line pressure, depending on start and stop settings.

FILTERS, REGULATORS, LUBRICATORS

Why should you use a filter, regulator and lubricator ?

The use of a filter, regulator and lubricator (in that order) for pretool air preparation is strongly recommended by Chicago Pneumatic. Proper air preparation will result in improved tool performance and increased tool life. The units should be mounted as close to the tool as possible, preferably right where the tool hose is connected to the system. To realize their full value, these units should be checked on a regular assigned basis by maintenance workers or the operators themselves.

AIR FILTER

Filter separates impurities such as water and solid particles.

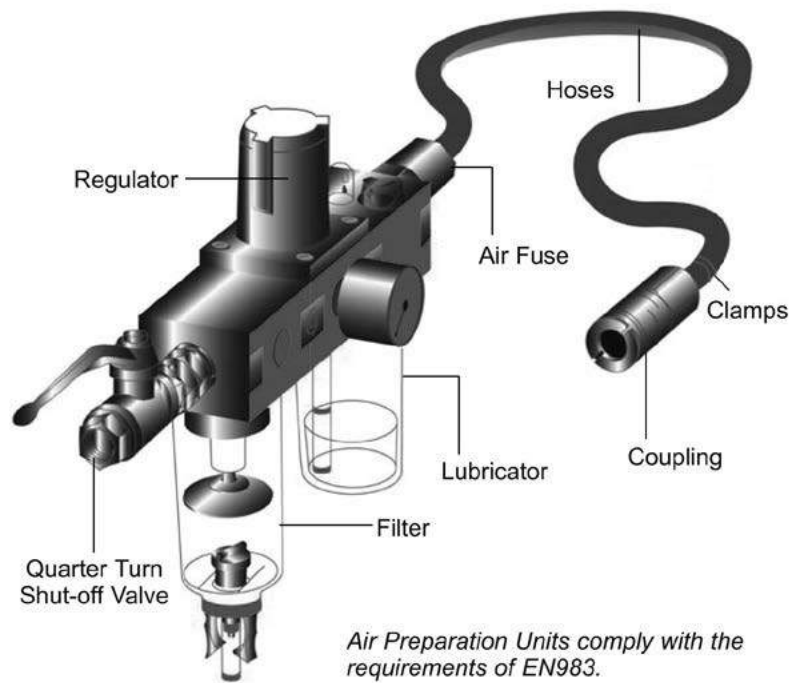
Not using filters in combination with air tools leads to shorter service life, higher maintenance costs and lower efficiency. Old air systems with cool dryers, for instance, generate a lot of rust and running tools without installing a filter could damage the tool in less than a week.

Chicago Pneumatic filters separate up to 98% of the water when operating within their working range.

REGULATOR

The regulator ensures that the pre-set working pressure remains constant - regardless of pressure variations in the intake air and minor variations in the airflow rate. For example, a pressure of 1 bar higher than necessary results in a 16% increase in air consumption.

TOOL PRESSURE	AIR CONSUMPTION
91 psi (6 bar)	100 %
101 psi (7 bar)	110 %
116 psi (8 bar)	125 %



Spring controlled regulators are quick acting and therefore should be used for all types of air tools.

LUBRICATORS

If lubricators are not used, tool motor vanes will need to be changed more often. The life of the vanes may decrease to as little as 1/10th of the normal working time. The oil fog lubricator is the most common type of lubricator. It supplies a mist of oil to the air hose.

Air Line Network

- Chicago Pneumatic FRL – Filters, Regulators and Lubricators - units enable your tools to run at optimal performance, hence reducing downtime and increasing productivity.
- Simple to install on the air line with connection thread from 1/2" to 1", the solution can be adapted to customer's needs by choosing the proper modules, Regulator, lubricator, filter or filter-regulator. The automatic oil refilling system help to simplify the maintenance of the installation.
- Using Chicago Pneumatic FRL is a first step in the reduction of CO2 emission. The diaphragm type pressure valve limit pressure drop even with a high air flow.



FILTER-REGULATOR LUBRICATOR WITH PRESSURE GAUGE (0-150PSI - 0-10 BAR)	THREAD	MAX. AIR FLOW		MAX. PRESSURE		OIL CAPACITY		FILTER	PART NUMBER	
	in.	cfm	l/s	psi	bar	oz	ml		BSP	NPT
COMPOSITE FRL 2 STAGES, SEMI AUTOMATIC DRAIN, AUTOMATIC OIL FIL-IN	1/2"	125	59	232	16	2.7	80	5 micron	615 813 5640	<i>coming soon</i>
COMPOSITE FRL 2 STAGES, AUTOMATIC DRAIN, AUTOMATIC OIL FIL-IN	3/4"	284	134	246	17	6	180	5 micron	615 813 5650	<i>coming soon</i>
COMPOSITE FRL 2 STAGES, AUTOMATIC DRAIN, AUTOMATIC OIL FIL-IN	1"	284	134	246	17	6	180	5 micron	615 813 5660	<i>coming soon</i>



FILTER UNIT	THREAD	PART NUMBER	
	in.	BSP	NPT
FILTER 1/2" BSP	1/2"	615 450 1115	<i>coming soon</i>
FILTER 1" BSP	1"	615 450 1155	<i>coming soon</i>



FILTER UNIT	THREAD	PART NUMBER	
	in.	BSP	NPT
LUBRICATOR 1/2" BSP	1/2"	615 450 1135	<i>coming soon</i>
LUBRICATOR 1" BSP	1"	615 450 1175	<i>coming soon</i>



FILTER UNIT	THREAD	PART NUMBER	
	in.	BSP	NPT
REGULATOR 1/2" BSP	1/2"	615 450 1125	<i>coming soon</i>
REGULATOR 1" BSP	1"	615 450 1155	<i>coming soon</i>



FILTER UNIT	THREAD	PART NUMBER	
	in.	BSP	NPT
FILTER-REGULATOR 1/2" BSP	1/2"	615 450 1105	<i>coming soon</i>
FILTER-REGULATOR 3/4" BSP	3/4"	615 450 1105	<i>coming soon</i>
FILTER-REGULATOR 1" BSP	1"	615 450 1145	<i>coming soon</i>

ACCESSOIRES FRL



ITEM	ACCESSORY'S DESCRIPTION	MAINTENANCE KIT
1	Pressure Gauge	615 450 0925
2	Coupling kit for 1/2" FRL (to connect modules of FRL to each other)	615 450 0945
2	Coupling kit for 3/4" & 1" FRL (to connect modules of FRL to each other)	615 450 0955
3	Wall Coupling kit (set of 2) for 1/2" FRL (to fix FRL to stand or other support)	615 450 0965
3	Wall Coupling kit (set of 2) for 3/4" FRL (to fix FRL to stand or other support)	615 450 0975
3	Wall Coupling Kit (set of 2) for 1" FRL (to fix FRL to stand or other support)	615 450 1005
4	Bracket kit for 1/2" FRL	615 450 0985
5	Automatic drain	615 450 0935
6	FRL stand	615 813 6030

AIR TORQUE CONTROL (ATC) FRL PACK

AIR TORQUE CONTROL (ATC) FRL PACK is the solution to optimize the work with compressed air, performance and the life of air tools in harsh environments while helping to reduce energy waste.

- Compact and efficient solution to fit all environments and save time.
- Tubular steel FRL holder robust and easy to transport
- 3/4" FRL BSP (British Standard Pipe) threaded - allows the tool to run at optimal performance while reducing downtime and increasing productivity.



COMBINE THE CP66 NUTRUNNERS WITH THE MOST ERGONOMIC AIR SUPPLY SOLUTION FOR HIGH TORQUE TIGHTENING

INDUSTRIAL FRL

- Diaphragm type pressure valve
- 5 µm filter
- Secure oil adjustment
- 3/4" Inlet size
- 16 bars/230PSI max pressure
- 180 ml oil capacity bowl
- Automatic drain

ANALOGUE GAUGE

- Safe to use in oil and gas industry
- Precise pressure set up

MOBILITY

- Easy-to-carry steel frame

Elements of ATC Pack

ITEM	PART NUMBER	DESIGNATION
1	615 813 6510	Adaptor 3/4 BSP NPT for US version
2	615 810 9440	Ball valve F/F 3/4 BSP
3	894 016 9458	Fitting 3/4" BSP
4	615 813 5650	FRL 3/4" BSP
5	615 813 6350	FRL stand bracket kit 3/4"
6	615 810 6340	Easy flow coupling -M11S 3/4 BSP



RECOMMENDED ACCESSORIES TO ORDER WITH ATC PACK FOR 3/8 NPT TOOLS



ITEM	PART NUMBER	DESIGNATION
1	615 813 2080	Hose kit Effi Max 5/8" 16x22.5MM 3M
2	615 810 5860	Nipple F11S 38 NPT
3	CA049271	Hose Whip Effi Max M3/8 NPT 1/2 13MM 0,6M



ADAPTORS

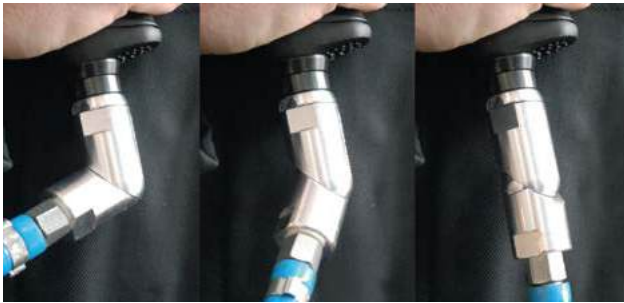


THREAD		PART NUMBER
MALE BSP	FEMALE NPT	
1/8"	1/8"	61103
1/4"	1/4"	181523
1/2"	1/2"	
3/4"	3/4"	615 813 6510
1"	1"	615 813 5720

THREAD		PART NUMBER
MALE BSP	FEMALE NPT	
1/2"	1/2"	615 813 6170
3/4"	3/4"	
1"	1"	615 813 6190

Air Line Network

THE FLEXIBILITY OF AIR FLEX

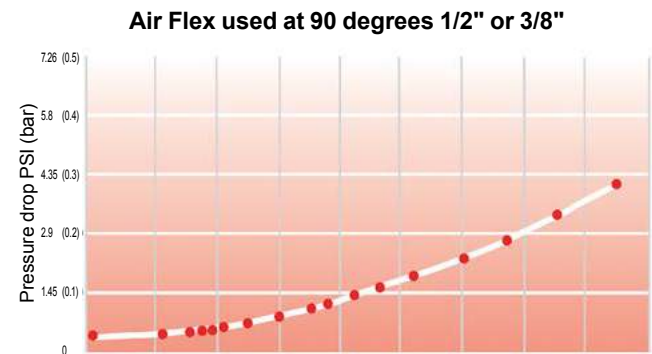
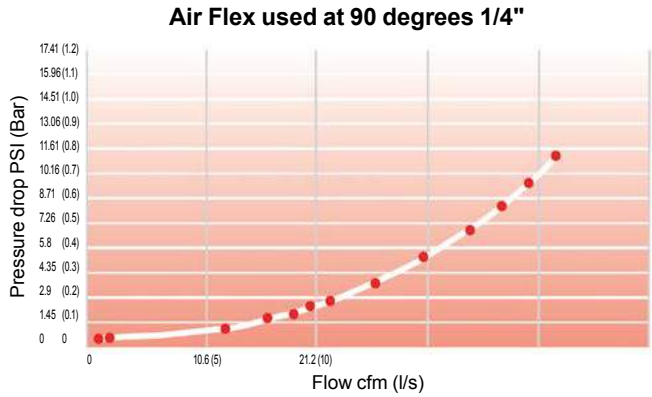


THE NEW CP AIR FLEX MAKES ALL RIGID HOSES FLEXIBLE AND MULTI-DIRECTIONAL.

Easy: less effort due to hose rigidity, makes work easier in hard to reach areas.

Less wear: no more premature hose wear.

Ergonomic and safety: no twisting, the hose remains in the ideal working position and lower the risk of tendinitis.



ACCESSOIRES FRL

MODEL	PART NUMBER	MAX RECOMMENDED AIR FLOW		FEMALE INLET	MALE INLET	WEIGHT		LENGTH		OUTSIDE DIAMETER	
		cfm	l/s			in.	in.	lb	g	in.	mm
BSP											
AIR-FLEX 1/4" BSP	894 017 1568	25.2	12	1/4"	1/4"	0,17	0.079	2-2/3"	67	15/16"	24
AIR-FLEX 3/8" BSP	894 017 1570	63.6	30	3/8"	3/8"	0,28	0.126	3-1/4"	82	1-1/16"	29.5
AIR-FLEX 1/2" BSP	894 017 1566	63.6	30	1/2"	1/2"	0,29	0.132	3-1/4"	82	1-1/16"	29.5
NPT											
AIR-FLEX 1/4" NPT	894 017 1569	29.7	14	1/4"	1/4"	0,17	0.079	2-2/3"	67	15/16"	24
AIR-FLEX 3/8" NPT	894 017 1571	74	35	3/8"	3/8"	0,28	0.126	3-1/4"	82	1-1/16"	29.5
AIR-FLEX 1/2" NPT	894 017 1567	63.6	30	1/2"	1/2"	0,29	0.132	3-1/4"	82	1-1/16"	29.5
AIR-FLEX 1/2" NPT	894 017 5305	110	52	1/2"	1/2"	0,73	0.330	3-1/4"	114	1-1/16"	39

*Not recommended for percussive tools

ERGONOMIC FEATURES FOR AN OPTIMAL COMFORT



FOR OPEN HOSE REEL TYPES SEE BELOW CHART

RATCHET SPRING

Provides easy locking and retracting of hose

SWIVEL-PLATE BRACKET

Allows 180° movement for easier hose handling

MULTI DIRECTIONAL SWIVEL-INLET

Easy connection fixed pipes

MOVABLE RETAINING BALL

Allows easy adjustment of leader hose to desired length

APPLICATIONS



INDUSTRIAL MAINTENANCE AND PRODUCTION



OFF-ROAD MAINTENANCE APPLICATIONS

CP HOSE REEL SELECTION CRITERIA

- ✓ **First Consider the application and pressure requirements.** NOTE: All our hose reel work at max --working pressure 217psi (15bar)
- ✓ **Next determine the ID (Inside diameter) requirement for the hose (TIP: Always check the hose ID recommended for each tool in the catalogue/online catalogue)**
- ✓ **Then select length of the hose reel and material of hose depending on the work environment.**

IMPROVED DURABILITY



QUALITY & SAFETY TESTED

The most durable hose reel range ever offered by Chicago Pneumatic



RUBBER PROTECTION
Avoids any stress on the crimping



NEW CRIMPING SYSTEM

Maximum quality for maximum robustness



RATCHET SPRING

Outside access for quick and low cost maintenance



HIGHLY-INCREASED PARTS QUALITY

Long-lasting parts Fully repairable



DRUM SPRING

Up to 25000 cycles Superior durability

CP HOSE REELS RANGE COMPLETE

HOSE Ø: 5/16" (8 MM)

Working Pressure 217psi / 15bar - Working Temperature - 14°F+140°F /-10°C+60°C

MODEL	PART NUMBER	HOSE Ø INSIDE	HOSE Ø OUTSIDE	HOSE LENGTH	HOSE MATERIAL	INCOMING FITTING	END HOSE FITTING	HOSE REEL MATERIAL	FLUID TYPE	HOSE REEL TYPE
NPT HR8108	894 017 1990	5/16" (8 mm)	1/2" (12mm)	33ft (10m)	PU	1/4" F SWIVELLING	1/4" M FIX	PLASTIC	AIR	CLOSED
BSP HR8108	894 017 1991	5/16" (8 mm)	1/2" (12mm)	33ft (10m)	PU	1/4" F SWIVELLING	1/4" M FIX	PLASTIC	AIR	CLOSED
NPT HR8208	894 017 1994	5/16" (8 mm)	1/2" (12mm)	33ft (10m)	KPU	1/4" F SWIVELLING	1/4" M FIX	ALUMINIUM	AIR/WATER	CLOSED
BSP HR8208	894 017 1995	5/16" (8 mm)	1/2" (12mm)	33ft (10m)	KPU	1/4" F SWIVELLING	1/4" M FIX	ALUMINIUM	AIR/WATER	CLOSED

HOSE Ø: 3/8" (10 MM)

Working Pressure 217psi / 15bar - Working Temperature - 14°F+140°F /-10°C+60°C

MODEL	PART NUMBER	HOSE Ø INSIDE	HOSE Ø OUTSIDE	HOSE LENGTH	HOSE MATERIAL	INCOMING FITTING	END HOSE FITTING	HOSE REEL MATERIAL	FLUID TYPE	HOSE REEL TYPE
NPT HR8110	894 017 1992	3/8" (10mm)	9/16" (14mm)	52.5ft (16m)	PU	3/8" F SWIVELLING	3/8" M FIX	PLASTIC	AIR	CLOSED
BSP HR8110	894 017 1993	3/8" (10mm)	9/16" (14mm)	52.5ft (16m)	KPU	3/8" F SWIVELLING	3/8" M FIX	PLASTIC	AIR	CLOSED
NPT HR8210	894 017 1996	3/8" (10mm)	9/16" (14mm)	52.5ft (16m)	KPU	3/8" F SWIVELLING	3/8" M FIX	ALUMINIUM	AIR/WATER	CLOSED
BSP HR8210	894 017 1997	3/8" (10mm)	9/16" (14mm)	52.5ft (16m)	KPU	3/8" F SWIVELLING	3/8" M FIX	ALUMINIUM	AIR/WATER	CLOSED
NPT HR9110	894 017 2000	3/8" (10mm)	9/16" (14mm)	65.6ft (20m)	KPU	1/2" F 90° TURN	3/8" M FIX	STEEL STRUCTURE PLASTIC DRUM	AIR/WATER	OPEN
BSP HR9110	894 017 2001	3/8" (10mm)	9/16" (14mm)	65.6ft (20m)	KPU	1/2" F 90° TURN	3/8" M FIX	STEEL STRUCTURE PLASTIC DRUM	AIR/WATER	OPEN

HOSE Ø: 1/2" (13 MM)

Working Pressure 217psi / 15bar - Working Temperature - 14°F+140°F /-10°C+60°C

MODEL	PART NUMBER	HOSE Ø INSIDE	HOSE Ø OUTSIDE	HOSE LENGTH	HOSE MATERIAL	INCOMING FITTING	END HOSE FITTING	HOSE REEL MATERIAL	FLUID TYPE	HOSE REEL TYPE
NPT HR8113	894 017 1998	1/2" (13mm)	11/16" (17mm)	52.5ft (16m)	KPU	1/2" F SWIVELLING	1/2" M FIX	PLASTIC	AIR	CLOSED
BSP HR8113	894 017 1999	1/2" (13mm)	11/16" (17mm)	52.5ft (16m)	KPU	1/2" F SWIVELLING	1/2" M FIX	PLASTIC	AIR	CLOSED
NPT HR9113	894 017 2002	1/2" (13mm)	11/16" (17mm)	49ft (15m)	KPU	1/2" F 90° TURN	1/2" M FIX	STEEL STRUCTURE PLASTIC DRUM	AIR/WATER	OPEN
BSP HR9113	894 017 2003	1/2" (13mm)	11/16" (17mm)	49ft (15m)	KPU	1/2" F 90° TURN	1/2" M FIX	STEEL STRUCTURE PLASTIC DRUM	AIR/WATER	OPEN
BSP HR 9213	894 017 3324	1/2" (13mm)	13/16" (20.5mm)	49ft (15m)	RUBBER	1/2" F 90° TURN	1/2" M FIX	STEEL STRUCTURE PLASTIC DRUM	AIR/WATER	OPEN
NPT HR9213	894 017 3325	1/2" (13mm)	13/16" (20.5mm)	49ft (15m)	RUBBER	1/2" F 90° TURN	1/2" M FIX	STEEL STRUCTURE PLASTIC DRUM	AIR/WATER	OPEN

Air Line Network

EFFI MAX HOSES

Chicago Pneumatic offers the highest quality Effi Max Series hoses with special features as low weight and flexibility to meet ergonomic demands.

Aimed to generic grinding applications

- Exeme low weight
- Antistatic
- Rubber hose
- Soft and flexible
- Welding spatter resistant



DIMENSIONS (IDXOD)		LENGTH		MAX WORKING PRESSURE	AIR FLOW		WEIGHT PER 65.6 FT / 20M		PART NUMBER
in. ID	mm	ft	m	PSI (bar)	cfm	l/s	lb	kg	
3/8	9.5x12.5	65.6	20	232 (16)	27.6	13	6.4	2.9	894 016 9921
1/2	13x18.6	65,6	20	232 (16)	44.5	21	8.6	3.9	615 810 9000
5/8	16x22.5	65,6	20	232 (16)	91.1	43	10.6	4.8	615 810 9010
3/4	20x26.1	65,6	20	232 (16)	159	75	11.9	5.4	615 810 9020

Standard quality hose in PUR and Rubber will provide the best quality product for the price for optimized work with pneumatic tools.

EFFI MAX WHIPS



Always use a hose whip between the tool and the air supply hose. It provides safety and longer tool air inlet life.

HOSE DIAM.		THREAD SIZE	HOSE LENGHT		PART NUMBER	
in.	mm	in.	ft	m	NPT	BSP
3/8	10	1/4	2.0	0.6	CA047270	615 811 1920
1/2	13	3/8	2.0	0.6	CA049271	615 811 2640
1/2	13	1/2	2.0	0.6	CA049270	615 811 1930
5/8	16	1/2	2.0	0.6	615 811 2660	615 811 2650

EFFI MAX HOSE KITS




Hose kits are equipped with end thread fittings and fittings and available in short length, ready to connect and use.

HOSE DIAM.		THREAD SIZE	HOSE LENGHT		PART NUMBER
in.	mm	in.	ft	m	BSP
1/2	12,5	3/8" Male	9,84	3	894 017 6677
5/8	16	1/2" Male	6,56	2	894 017 6678
3/8	10	1/4" Male	6,56	2	894 017 6679

POLYURETHANE SPIRAL HOSE

Spiral hose are especially adapted for tools used at varying distances. Vertically or horizontally, together with a balancer spiral hose, it is a step forward in ergonomics. Equipped with ball bearing at one end (except the 11x16), they can be directly connected at the tool outlet, avoiding the hose to twist.

- Self retractable
- Light and flexible
- Strong and durable



DIMENSIONS (Ø)		THREAD SIZE	HOSE LENGHT		LENGTH			PART NUMBER	
in.	mm	in.	ft	m	A in. (mm)	B in. (mm)	C in. (mm)	BSP	NPT
1/4"	6,5x10	1/4"	6,6	2	19,7 (500)	5,5 (140)	5,9 (150)		615 810 9670
1/4"	6,5x10	1/4"	13,12	4	19,7 (500)	13 (330)	5,9 (150)	615 804 6360	615 810 9680
1/4"	6,5x10	1/4"	19,68	6	19,7 (500)	20,1 (510)	5,9 (150)	615 804 6370	615 810 9690
1/4"	6,5x10	1/4"	26,24	8	19,7 (500)	27,6 (700)	5,9 (150)	615 804 6380	615 810 9700
5/16"	8x12	3/8"	6,56	2	19,7 (500)	5,1 (130)	5,9 (150)	615 804 6390	615 810 9710
5/16"	8x12	3/8"	13,12	4	19,7 (500)	11,8 (300)	5,9 (150)	615 804 6400	615 810 9720
5/16"	8x12	3/8"	19,68	6	19,7 (500)	18,1 (460)	5,9 (150)	615 804 6410	615 810 9730
5/16"	8x12	3/8"	26,24	8	19,7 (500)	24,8 (630)	5,9 (150)	615 804 6420	615 810 9740
7/16"	11x16	3/8"	6,6	2	19,7 (500)	4,7 (120)	5,9 (150)		615 810 9750
7/16"	11x17	3/8"	13,1	4	19,7 (500)	10,6 (270)	5,9 (150)		615 810 9770
7/16"	11x18	3/8"	19,7	6	19,7 (500)	16,5 (420)	5,9 (150)		615 810 9780

Chicago Pneumatic's Easy Flow coupling is designed to eliminate air restriction which minimize the pressure drop. Thanks to its innovative design, EF is suited for rough environment and is easy and secure to connect and disconnect with a push and bend principle. The safety feature in EF couplings are vented version to minimize the risk of sudden separation of coupling and nipple.

Chicago Pneumatic offers a wider range of couplings to create the best possible solution together with Power Tools. The range consists of four types of couplings with different characteristic, all with the focus on quality, ergonomics and performance. To cover most of the global needs Chicago Pneumatic offers three types of nipple profiles, Euro-, ISO 6150B- and the Asian profile. With the Easy Flow coupling Chicago Pneumatic can present a unique coupling with no air restriction, minimizing the pressure drop. Thanks to its innovative design EF is suited for rough environment and it is easy and secure to connect and disconnect with the push and bend principle. The safety feature in EF and Safety Couplings are vented versions to minimize the risk of sudden separation of coupling and nipple.

	AIR FLOW	SAFETY FEATURE	ROUGH ENVIRONMENT	DURABILITY	ERGONOMICS
EF	+++	++	++	++	+++
Quick Release	++		+	+	+++
Claw	+++		+++	+++	

Max air flow capacity (Delta 7.2 psi / 0.5 bar) - Economical air flow (Delta 2.9 psi (0.2 bar)

CP FITTINGS ADAPTABILITY

NIPPLE		ISO6105B 6MM	EURO 7,6MM	EURO 10,4MM	ASIA 7,5MM
CEJN	310	x			
	320		x		
	410			x	
TEME	1300	x			
	1600		x		
	1700			x	
ARO	23-23902	x			
RECTUS	14-22	x			
	25(KA, KB, KD, KE, KL, KS)		x		
	26 (KA, KB, KE)		x		
	27			x	
PREVOST	ARM-ASC-ARC-06	x			
	ESC 07		x		
LEGRIS	14-22	x			
	25(KA, KB, KD, KE, KL, KS)		x		
NITTO	Hi CUPLA200				x



EF COUPLING - EURO SERIES: EUROPE

EF COUPLING - EURO 7.6mm / Max air flow capacity 79 cfm / 37.5 l/s (Delta 7.2 psi / 0.5 bar)

Economical air flow 53 cfm - 25 l/s (Delta 2.9 psi / 0.2 bar)



FEMALE THREAD in.	THREAD TYPE	PART NUMBER
1/4	BSP	615 810 5170
3/8	BSP	615 8105 180
1/2	BSP	615 810 5190



NIPPLES EURO 7.6mm

FEMALE THREAD in.	THREAD TYPE	PART NUMBER	SET OF 10 PCS
1/4"	BSP	615 810 5910	615 813 4270
3/8"	BSP	615 810 5920	615 813 4280
1/2"	BSP	615 810 5930	615 813 4290



MALE THREAD in.	THREAD TYPE	PART NUMBER
1/4	BSP	615 810 5140
3/8	BSP	615 810 5150
1/2	BSP	615 810 5160



MALE THREAD in.	THREAD TYPE	PART NUMBER	SET OF 10 PCS
1/4"	BSP	615 810 5880	615 813 4240
3/8"	BSP	615 810 5890	615 813 4250
1/2"	BSP	615 810 5900	615 813 4260



HOSE CONNECTION mm	PART NUMBER
6	615 810 5500
8	615 810 5530
10	615 810 5540
13	615 810 5550



HOSE CONNECTOR	PART NUMBER	SET OF 10 PCS
06-07 mm	615 810 6220	615 813 4200
08 mm	615 810 6250	615 813 4210
09-10 mm	615 810 6260	615 813 4220
13 mm	615 810 6270	615 813 4230

EF COUPLING -EURO 10,4mm/Max air flow capacity : 72 l/s / 153 cfm (ΔP 0,5 bars / 2,9 PSI)

Economical air flow capacity : 48 l/s / 102 cfm (ΔP 0,2 bars / 2,9 PSI)



FEMALE THREAD in.	THREAD TYPE	PART NUMBER
3/8"	BSP	615 810 6420
1/2"	BSP	615 810 6430
3/4"	BSP	



NIPPLES EURO 10,4mm

FEMALE THREAD in.	THREAD TYPE	PART NUMBER	SET OF 10 PCS
3/8"	BSP	615 810 6710	615 813 4390
1/2"	BSP	615 810 6720	615 813 4400
3/4"	BSP	615 810 6730	615 813 4410



MALE THREAD in.	THREAD TYPE	PART NUMBER
3/8"	BSP	615 810 6390
1/2"	BSP	615 810 6400
3/4"	BSP	615 810 6410



MALE THREAD in.	THREAD TYPE	PART NUMBER	SET OF 10 PCS
3/8"	BSP	615 810 6650	615 813 4360
1/2"	BSP	615 810 6660	615 813 4370
3/4"	BSP	615 810 6670	615 813 4380



HOSE CONNECTION mm	PART NUMBER
10 mm	615 810 6510
13 mm	615 810 6520
16 mm	615 810 6530



HOSE CONNECTION mm	PART NUMBER	SET OF 10 PCS
10 mm	615 810 6770	615 813 4320
13 mm	615 810 6780	615 813 4330
16 mm	615 810 6790	615 813 4340
19 mm	615 810 6800	615 813 4350

Air Line Network



EF COUPLINGS -ISO 6105B MIL-C4109: NORTH AMERICA, FRANCE, ITALY

EF COUPLING - ISO 6150B 6mm /Max air flow capacity : 16.7 l/s / 36 cfm (ΔP 0,5 bars / 7,2 PSI)
Economical air flow capacity : 11 l/s / 23.3 cfm (ΔP 0,2 bars / 2,9 PSI)



FEMALE THREAD in.	THREAD TYPE	PART NUMBER
1/4"	NPT	615 810 4880
3/8"	NPT	615 810 4890
1/4"	BSP	615 810 4820
3/8"	BSP	615 810 4830



MALE THREAD in.	THREAD TYPE	PART NUMBER
1/4"	NPT	615 810 4850
3/8"	NPT	615 810 4860
1/2"	NPT	615 810 4870
1/4"	BSP	615 810 4790
3/8"	BSP	615 810 4800
1/2"	BSP	615 810 4810



HOSE CONNECTION mm	PART NUMBER
06 mm	615 810 5300
08 mm	615 810 5310
10 mm	615 810 5320
13 mm	615 810 5330



NIPPLES ISO 6150B 6mm

FEMALE THREAD in.	THREAD TYPE	PART NUMBER	SET OF 10 PCS
1/4"	NPT	615 810 5650	615 813 4510
3/8"	NPT	615 810 5660	615 813 4520
1/4"	BSP	615 810 5590	615 813 4490
3/8"	BSP	615 810 5600	615 813 4500



MALE THREAD in.	THREAD TYPE	PART NUMBER	SET OF 10 PCS
1/4"	NPT	615 810 5620	615 813 4470
3/8"	NPT	615 810 5630	615 813 4480



HOSE CONNECTION mm	PART NUMBER	SET OF 10 PCS
06 mm	615 810 6040	615 813 4440
08 mm	615 810 6050	615 813 4450
10 mm	615 810 6060	615 813 4460

EF COUPLING - ISO 6150B 8mm/ Max air flow capacity : 43 l/s / 91 cfm (ΔP 0,5 bars / 7,2 PSI)

Economical air flow capacity : 27 l/s / 57 cfm (ΔP 0,2 bars / 2,9 PSI)



FEMALE THREAD in.	THREAD TYPE	PART NUMBER
1/4"	NPT	
3/8"	NPT	615 810 5020
1/2"	NPT	615 810 5030
1/4"	BSP	615 810 4950
3/8"	BSP	615 810 4960
1/2"	BSP	615 810 4970



MALE THREAD in.	THREAD TYPE	PART NUMBER
1/4"	NPT	615 810 4980
3/8"	NPT	615 810 4990
1/2"	NPT	615 810 5000
1/4"	BSP	615 810 4920
3/8"	BSP	615 810 4930
1/2"	BSP	615 810 4940



HOSE CONNECTION mm	PART NUMBER
08mm	615 810 5380
10mm	615 810 5390
16mm	615 810 5410



NIPPLES ISO 6150B 8mm

FEMALE THREAD in.	THREAD TYPE	PART NUMBER	SET OF 10 PCS
1/4"	NPT		615 813 4740
3/8"	NPT	615 810 5780	615 813 4750
1/2"	NPT	615 810 5790	615 813 4760
1/4"	BSP	615 810 5710	615 813 4720
3/8"	BSP	615 810 5720	615 813 4730
1/2"	BSP	615 810 5730	615 813 4930



MALE THREAD in.	THREAD TYPE	PART NUMBER	SET OF 10 PCS
1/4"	NPT	615 810 5740	615 813 4690
3/8"	NPT	615 810 5750	615 813 4700
1/2"	NPT	615 810 5760	615 813 4710
3/8"	BSP	615 810 5690	



HOSE CONNECTION mm	PART NUMBER	SET OF 10 PCS
08mm	615 810 6110	615 813 4650
10mm	615 810 6120	615 813 4660
13mm	615 810 6130	615 813 4670

EF COUPLING - ISO 6150B 11mm/Max air flow capacity : 76,5 l/s / 162 cfm (ΔP 0,5 bars / 7,2 PSI)

Economical air flow capacity : 52 l/s / 110 cfm (ΔP 0,2 bars / 2,9 PSI)



FEMALE THREAD in.	THREAD TYPE	PART NUMBER
3/8"	NPT	615 810 5110
1/2"	NPT	615 810 5120
3/4"	NPT	615 810 6370
3/8"	BSP	615 810 5070
1/2"	BSP	615 810 5080



MALE THREAD in.	THREAD TYPE	PART NUMBER
3/8"	NPT	615 810 5090
1/2"	NPT	615 810 5100
3/4"	NPT	615 810 6350
3/8"	BSP	615 810 5050
1/2"	BSP	615 810 5060
3/4"	BSP	615 810 6340



HOSE CONNECTION mm	PART NUMBER
10mm	615 810 5460
13mm	615 810 5470
16mm	615 810 5480
19mm	615 810 5490

NIPPLES ISO 6150B 11mm



FEMALE THREAD in.	THREAD TYPE	PART NUMBER	SET OF 10 PCS
3/8"	NPT	615 810 5860	615 813 4570
1/2"	NPT	615 810 5870	615 813 4580
3/4"	NPT	615 810 6940	615 813 4590



MALE THREAD in.	THREAD TYPE	PART NUMBER	SET OF 10 PCS
3/8"	NPT	615 810 5840	615 813 4600
1/2"	NPT	615 810 5850	615 813 4610
3/4"	NPT	615 810 6920	615 813 4620



HOSE CONNECTION mm	PART NUMBER	SET OF 10 PCS
10mm	615 810 6180	615 813 4530
13mm	615 810 6190	615 813 4540
16mm	615 810 6200	615 813 4550
19mm	615 810 6210	615 813 4560

EF COUPLING - ASIA 7,5MM: JAPAN, CHINA, INDIA

EF COUPLING - ASIA 7,5mm/ Max air flow capacity : 34 l/s / 72 cfm (ΔP 0,5 bars / 7,2 PSI)

Economical air flow capacity : 23 l/s / 48 cfm (ΔP 0,2 bars / 2,9 PSI)



FEMALE THREAD in.	THREAD TYPE	PART NUMBER
1/4"	BSPT	615 810 6590
3/8"	BSPT	615 810 6600
1/2"	BSPT	615 810 6610



MALE THREAD in.	THREAD TYPE	PART NUMBER
1/4"	BSPT	615 810 6560
3/8"	BSPT	615 810 6570
1/2"	BSPT	615 810 6580



HOSE CONNECTION mm	PART NUMBER
06mm	615 810 8710
08mm	615 810 6620
10mm	615 810 6630
13mm	615 810 6640

NIPPLES ASIA 7,5mm



FEMALE THREAD in.	THREAD TYPE	PART NUMBER	SET OF 10 PCS
1/4"	BSPT		615 813 4840
3/8"	BSPT	615 810 6850	615 813 4850
1/2"	BSPT	615 810 6870	615 813 4860



MALE THREAD in.	THREAD TYPE	PART NUMBER	SET OF 10 PCS
1/4"	BSPT		615 813 4810
3/8"	BSPT	615 810 6820	615 813 4820
1/2"	BSPT	615 810 6830	615 813 4830



HOSE CONNECTION mm	PART NUMBER	SET OF 10 PCS
6mm	615 810 6970	615 813 4770
8mm	615 810 6880	615 813 4780
10mm	615 810 6890	615 813 4790
13mm	615 810 6900	615 813 4800

Air Line Network

CLAW COUPLING

ECONOMICAL AIR FLOW 593 CFM - 280 L/S



MALE THREAD in.	PART NUMBER	
	NPT	BSP
3/8	615 810 9070	615 810 9030
1/2	615 810 9080	615 810 9040
3/4	615 810 9090	615 810 9050
1	615 810 9100	615 810 9060

FEMALE THREAD in.	PART NUMBER	
	NPT	BSP
3/8	615 810 9150	615 810 9110
1/2	615 810 9160	615 810 9120
3/4	615 810 9170	615 810 9130
1	615 810 9170	615 810 9140

QUICK RELEASE COUPLINGS - EURO SERIES: EUROPE

EURO 7,6mm/ Max air flow capacity : 16,5 l/s / 35 cfm (ΔP 0,5 bars / 2,9 PSI)

Ergonomical air flow 23,3 cfm - 11 l/s (ΔP 0,5 bars / 2,9 PSI)

FEMALE THREAD in.	PART NUMBER BSP
1/4	894 017 6751
3/8	894 017 6752
1/2	894 017 6753

MALE THREAD in.	PART NUMBER BSP
1/4	894 017 6748
3/8	894 017 6749
1/2	894 017 6750

HOSE CONNECTION mm	PART NUMBER HOSE
6 -7	894 017 6754
10	894 017 6755
13	894 017 6756

NIPPLES EURO 7.6mm

FEMALE THREAD in.	THREAD TYPE	PART NUMBER
1/4	BSP	615 810 5910
3/8	BSP	615 810 5920
1/2	BSP	615 810 5930

MALE THREAD in.	THREAD TYPE	PART NUMBER
1/4	BSP	615 810 5880
3/8	BSP	615 810 5890
1/2	BSP	615 810 5900

HOSE CONNECTOR	PART NUMBER
06-07	615 810 6220
09-10	615 810 6260
13	615 810 6270

EURO 10.4 mm/ Max air flow capacity : 33 l/s / 70 cfm (ΔP 0,5 bars / 2,9 PSI)

Ergonomical air flow 23,3 cfm - 11 l/s (ΔP 0,5 bars / 2,9 PSI)

FEMALE THREAD in.	PART NUMBER BSP
3/8	894 017 6760
1/2	894 017 6761
3/4	894 017 6762

MALE THREAD in.	PART NUMBER BSP
3/8	894 017 6757
1/2	894 017 6758
3/4	894 017 6759

HOSE CONNECTION mm	PART NUMBER HOSE
13	894 017 6763
16	894 017 6764
19	894 017 6765

NIPPLES EURO 10.4mm

FEMALE THREAD in.	THREAD TYPE	PART NUMBER
3/8	BSP	615 810 6710
1/2	BSP	615 810 6720
3/4	BSP	615 810 6730

MALE THREAD in.	THREAD TYPE	PART NUMBER
3/8	BSP	615 810 6650
1/2	BSP	615 810 6660
3/4	BSP	615 810 6670

HOSE CONNECTOR	PART NUMBER
13	615 810 6780
16	615 810 6790
19	615 810 6800

HOSE CONNECTORS SCREW



ACCESSORY'S DESCRIPTION	THREAD SIZE	THREAD TYPE	INTERNAL HOSE Ø	PART NUMBER
Hose connector screw 6mm M 1/4" BSP	1/4"	BSP	6	895 101 1801
Hose connector screw 8mm M 1/4" BSP	1/4"	BSP	8	894 017 5922
Hose connector screw 10mm M 1/4" BSP	1/4"	BSP	10	894 017 5923
Hose connector screw 8mm M 3/8" BSP	3/8"	BSP	8	894 017 5924
Hose connector screw 10mm M 3/8" BSP	3/8"	BSP	10	894 017 5925
Hose connector screw 13mm M 3/8" BSP	3/8"	BSP	13	895 101 1804
Hose connector screw 10mm M 1/2" BSP	1/2"	BSP	10	894 017 5926
Hose connector screw 13mm M 1/2" BSP	1/2"	BSP	13	895 101 1805
Hose connector screw 16mm M 1/2" BSP	1/2"	BSP	16	894 017 5927
Hose connector screw 16mm M 3/4" BSP	3/4"	BSP	16	894 017 5928
Hose connector screw 16mm M 1" BSP	1"	BSP	25	894 017 5929

REDUCER



THREAD		PART NUMBER
MALE BSP	FEMALE BSP	
3/8"	1/4"	895 101 1823
1/2"	1/4"	895 101 1839
1/2"	3/8"	895 101 1828

DOUBLE CONNECTOR



THREAD		PART NUMBER
MALE BSP	FEMALE BSP	
1/4"	1/4"	895 101 1822
3/8"	1/4"	895 101 1824
1/2"	3/8"	895 101 1825

AIR FUSES

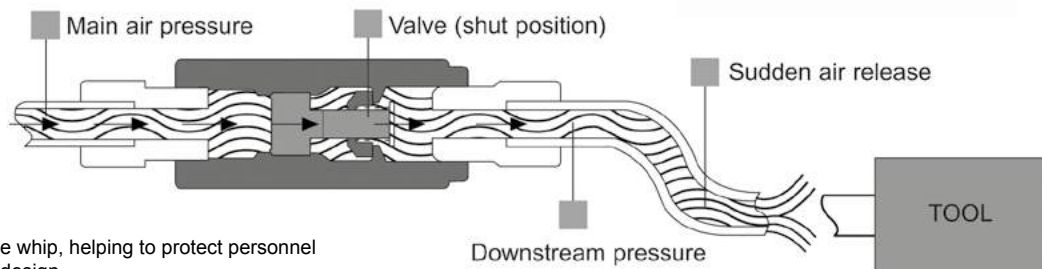
When a fitting comes loose or detached from a pressurized hose or the hose is damaged, the line pressure may cause hose whip. This dangerous situation can easily cause injury and damage. Fuses are used to reduce the likelihood of potentially dangerous hose whip. Air Fuses are designed to quickly shut off the supply air and reset automatically when the back pressure in the line downstream is restored.

Air Fuses help to meet OSHA requirement 1926.302 (USA) and may eliminate the need for restraining or shielding hose, as required by European Standard EN983.



MATERIALS

Body	Anodised aluminium
Internal parts	Brass
Spring	Stainless steel



- Reduces risk of hose whip, helping to protect personnel
- Simple and reliable design
- High life expectancy
- Aluminum anodised body for high corrosion resistance
- Auto-Reset to restart downstream activity with the minimum downtime.

PORT SIZE	PRESSURE DROP AT SHUT OFF FLOW		SHUT OFF FLOW RATE AT 7 BAR		TOOL MAX AIR FLOW		FOR FLOW RATES	PART NUMBER	
	bar	psi	l/s	cfm	l/s	cfm		BSP	NPT
1/4"	0,14	2,03	7,8	16,4	5	10,5	Low	615 811 2420	615 811 2450
1/4"	0,3	4,35	13	27,3	10	21	High	110402	615 811 2460
3/8"	0,14	2,03	18	37,8	10	21	Low	110422	615 811 2470
3/8"	0,3	4,35	32	67,2	25	52,5	High	110432	615 811 2480
1/2"	0,3	4,35	45	94,5	35	73,5	High	110442	615 811 2490
3/4"	0,3	4,35	75	157,5	60	126	High	615 811 2430	615 811 2500
1"	0,3	4,35	86	180,6	70	147	High	615 811 2440	110542

Accessories

BALANCERS - CP9911 TO CP9950

The CP balancers are premium quality products developed to take the weight of the tool away from the operator's arm. They eliminate stress and fatigue and help improve productivity. Ideally suited for heavy tools and/or repetitive tasks.

Spring retractor:

- Cylindrical shape
- Automatic load retraction
- Working area remains free
- Cable made of stainless steel
- Aluminium housing
- 5.2 to 8.2 ft (1,600 to 2,500 mm) cable stroke

CP9936



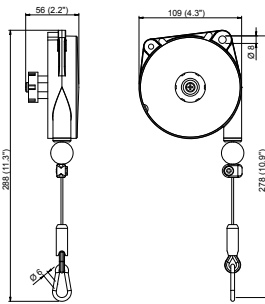
CP9920



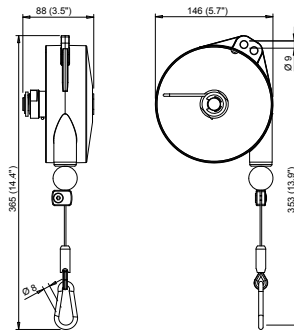
CP9911



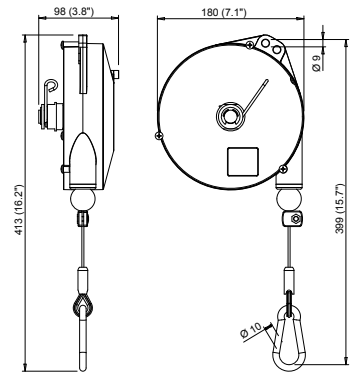
CP9911 to CP9913



CP9920 to CP9923



CP9936 to CP9950



MODEL	LOAD RANGE		STROKE		NET WEIGHT		PART NUMBER
	lb.	kg	ft	mm	lb.	kg	
Light duty balancers							
CP9911	0.8-2.2	0.4-1.0	5.2	1,600	1.3	0.6	894 109 9110
CP9912	2.2-4.4	1.0-2.0	5.2	1,600	1.3	0.6	894 109 9120
CP9913	4.4-6.6	2.0-3.0	5.2	1,600	1.5	0.7	894 109 9130
Medium duty balancers							
CP9920	2.2-5.5	1.0-2.5	6.5	2,000	4.4	2.0	894 109 9200
CP9921	4.4-8.8	2.0-4.0	6.5	2,000	4.4	2.0	894 109 9210
CP9922	8.8-13.2	4.0-6.0	6.5	2,000	5.1	2.3	894 109 9220
CP9923	13.2-17.6	6.0-8.0	6.5	2,000	2.5	5.5	894 109 9230
Medium duty balancers							
CP9936	4.4-8.8	2.0-4.0	8.2	2,500	6.4	2.9	894 109 9360
CP9937	8.8-13.2	4.0-6.0	8.2	2,500	7.1	3.2	894 109 9370
CP9938	13.2-17.6	6.0-8.0	8.2	2,500	7.7	3.5	894 109 9380
CP9939	17.6-22.0	8.0-10	8.2	2,500	8.2	3.7	894 109 9390
CP9940	22.0-30.8	10-14	8.2	2,500	8.8	4.0	894 109 9400
CP9946*	4.4-8.8	2.0-4.0	8.2	2,500	6.6	3.0	894 109 9460
CP9947*	8.8-13.2	4.0-6.0	8.2	2,500	7.3	3.3	894 109 9470
CP9948*	13.2-17.6	6.0-8.0	8.2	2,500	7.9	3.6	894 109 9480
CP9949*	17.6-22.0	8.0-10	8.2	2,500	8.4	3.8	894 109 9490
CP9950*	22.0-30.8	10-14	8.2	2,500	8.8	4.0	894 109 9500

* Equipped with a stroke locking device

BALANCERS - CP9954 TO CP9971

Reaction free:

- Conical shape
- Constant retracting force
- Holds the selected height
- Cable made of stainless steel
- Aluminium housing
- 6.5 ft (2,000 mm) cable stroke

CP9970



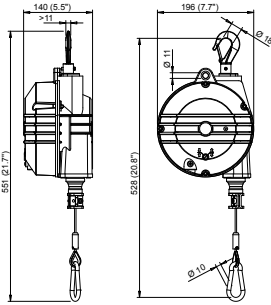
CP9964



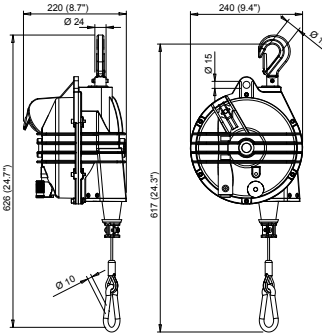
CP9954



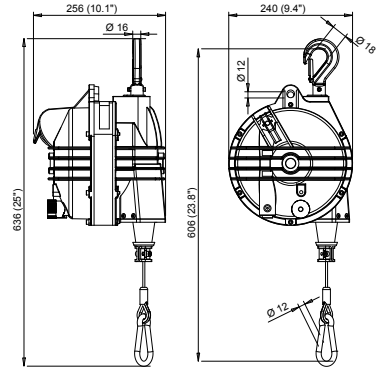
CP9954 to CP9959



CP9964 to CP9969



CP9970 - CP9971



MODEL	LOAD RANGE		STROKE		NET WEIGHT		PART NUMBER
	lb.	kg	ft	mm	lb.	kg	
Medium duty to heavy duty balancers							
CP9954	8.8-15.4	4.0-7.0	6.5	2,000	11.0	5.0	894 109 9540
CP9955	15.4-22	7.0-10	6.5	2,000	12.1	5.5	894 109 9550
CP9956	22-30.9	10-14	6.5	2,000	12.1	5.5	894 109 9560
CP9957	31-39.7	14-18	6.5	2,000	14.3	6.5	894 109 9570
CP9958	39.7-48.5	18-22	6.5	2,000	13.2	6.0	894 109 9580
CP9959	48.5-55	22-25	6.5	2,000	14.6	6.6	894 109 9590
Heavy duty balancers							
CP9964	55-66	25-30	6.5	2,000	25.4	11.5	894 109 9640
CP9965	66-77	30-35	6.5	2,000	26.0	11.8	894 109 9650
CP9966	77-99	35-45	6.5	2,000	27.3	12.4	894 109 9660
CP9967	99-121	45-55	6.5	2,000	27.6	12.5	894 109 9670
CP9968	121-143	55-75	6.5	2,000	30.0	13.6	894 109 9680
CP9969	143-165	65-75	6.5	2,000	32.0	14.5	894 109 9690
Super heavy duty balancers							
CP9970	165-198	75-90	6.5	2,000	38.1	17.3	894 109 9700
CP9971	198-231	90-105	6.5	2,000	39.7	18.0	894 109 9710

Accessories

BALL VALVES

Suitable for air, water and many other liquids and gases.



DESCRIPTION	FEMALE THREAD		
	in.	NPT	BSP
CP BAL 08	1/4	615 810 9490	615 810 9410
CP BAL 10	3/8	615 810 9500	615 810 9420
CP BAL 15	1/2	615 810 9510	615 810 9430
CP BAL 20	3/4	615 810 9520	615 810 9440
CP BAL 25	1	615 810 9530	615 810 9450
CP BAL 32	1-1/4	-	615 810 9460
CP BAL 40	1-1/2	-	615 810 9470
CP BAL 50	2	-	615 810 9480

LUBRICATION



OIL PROTECTO-LUBE

ACCESSORY'S DESCRIPTION	PART NUMBER
Oil for cleaning motor parts (0,12L)	894 017 6598
Oil for cleaning motor parts (0,59L)	894 017 6597
Oil for air lubrication (3,8L)	894 017 6599

INLINE OILERS



PART NUMBER	CAPACITY	THREAD SIZE	MAX WORKING PRESSURE
615 812 0480	30 ML	1/4" BSP	34,0 bar (500 psi)
615 812 0490	40 ML	1/2" BSP	34,0 bar (500 psi)
615 812 0500	110 ML	3/4" BSP	18,0 bar(260 psi)

MINI OILER



ACCESSORY'S DESCRIPTION	PART NUMBER
205 052 4123	1/4" NPT Mini Oiler
205 052 4293	3/8" NPT Mini Oiler

360° SWIVEL AIR INLET



Aimed to improve the working ergonomoy, Air flex connectors can rotate 360° eliminating efforts when working in cramped spaces

	PART NUMBER
Swivel	894 015 8412

* Air Inlet: 1/4" BSP

GENERAL SAFETY INSTRUCTIONS FOR THE OPERATION OF POWER TOOLS

The goal of Chicago Pneumatic is to produce tools that help the operator work safely and efficiently. The most important safety device for this or any tool is the operator. Care and good judgement are the best protection against injury. All possible hazards cannot be covered here, but we have tried to highlight some of the important ones. Individuals should look for and obey Caution, Warning and Danger Signs placed on tools, and displayed in the workplace. Operators should read and follow safety instructions packed with each tool. For a copy of these instructions, contact your nearest Chicago Pneumatic representative via www.cp.com.

Learn how each tool works. Even if you have previously used similar tools, carefully check out each tool before you use it. Get the "feel" of it and know capabilities, limitations, potential hazards, how it operates and how it stops.



WARNING

Multiple Hazards. Read and understand safety instructions supplied with tool before operating or servicing. Failure to do so can result in serious bodily injury.

All tools are designed to operate on a air line pressure of 90 PSI (6.3 bar +/-0.15) bar in accordance with ISO2787, 8NTC1.2. Sound levels +/- 3dB(A)* are measured in accordance with EN ISO15744. Vibration values* are measured in accordance with ISO8662 & ISO28927

A higher pressure could affect the tools lifespan, and operator safety (excessive vibration, or abrasive over-speed and burst risk). We recommend the use of a gauge equipped FRL for every tool to operate this adjustment.

*These declared values were obtained by laboratory type testing in accordance with the stated standards and are suitable for comparison with the declared values of other tools tested in accordance with the same standards. These declared values are not adequate for use in risk assessments and values measured in individual work places may be higher. The actual exposure values and risk of harm experienced by an individual user are unique and depend upon the way the user works, the workpiece and the workstation design, as well upon the exposure time and the physical condition of the user.

We, Chicago Pneumatic, cannot be held liable for the consequences of using the declared values, instead of values reflecting the actual exposure, in an individual risk assessment in a work place situation over which we have no control.



Compressed Air Hazards

- Air under pressure can cause injury. Never point an air hose at yourself or anyone else. Never blow your clothes free of dust with compressed air. Always direct exhaust air away from yourself and others in the work area.
- Always check for damaged or loose hoses and fittings before using an air tool, and replace if necessary. Whipping hoses can cause serious injury.
- Disconnect the tool from the air supply when not in use, before changing accessories, setting the torque, or when making repairs.
- Do not exceed rated air pressure to increase the output of the tool. This could cause injury and shorten tool life.
- Do not assemble quick coupler on the tool. Vibration can cause breakage resulting in a whipping air hose. Instead, use quick couplers on the end of a short leader hose.
- When universal twist couplings are used, lock pins must be installed to prevent accidental hose disconnection.
- Air tools are not intended for use in explosive atmospheres and are not insulated for contact with electric power sources.



Projectile Hazards for all air tools

- Always wear impact resistant eye and face protection when involved with or near the operation or the repair of air tools.



Noise Hazards

- Hearing loss can result from prolonged exposure to excessive sound levels.
- Use hearing protection as recommended by your employer or OSHA regulation (see 29 CFR part 1910).



Entanglement Hazards

- To reduce the risk of injury from entanglement, do not wear loose clothing when using rotating accessories.



Additional Hazards

- Slip/Trip/Fall is a major cause of serious injury or death. Beware of excess hose/cord left on the walking or work surface.
- Operators and maintenance personnel must be physically fit to perform job tasks, and handle the bulk, weight and power of the tool.
- Deburring tools should be used to reduce risk of cuts and abrasions due to burrs.
- Wear gloves to protect hands from sharp edges.



Breathing Hazards

- Proper breathing protection must be worn when working with materials which produce airborne particles.



Vibration Hazards

- Repetitive work motions, awkward positions and exposure to vibration may be harmful to your hands and arms.
- If numbness, tingling, pain or whitening of the skin occurs, stop using tool and consult a physician.

SPECIFIC SAFETY INSTRUCTIONS FOR POWER TOOL GROUPS

In addition to the General Safety Instructions, the following are safety instructions and warnings that apply to the safe operation of specific power tool groups. Consult ANSI B186.1 Safety Code for Portable Air Tools. Available from: America National Standards Institute (ANSI), 11 W. 42nd St., 13th floor, New York, New York 10036, (212) 642-4900; or the European Committee for Standardization, Rue de Stassart 36, 1050 Brussels, Belgium.

Impact Wrenches



- Never use hand sockets. Use only impact sockets in good condition. Sockets in poor condition reduce impact power and could also shatter, resulting in personal injury.
- When using a universal joint, never free run the tool, it may run too fast and cause the joint to be thrown from the tool.
- Always use the simplest hook-up possible. Long springy extension bars and adapters absorb impact power and could break loose resulting in personal injury. Instead, use deep sockets whenever possible.
- For tools using the pin and o-ring socket retainer, use the o-ring to securely retain the socket pin.

Abrasive Tools



- Never mount a grinding wheel on a sander.
- Never use a grinding wheel marked with a speed lower than the rated air grinder speed.
- All grinding wheels and polishing/sanding accessories should be checked for cracks or other damage before mounting and use.
- Always use the recommended wheel guard to prevent injury when performing grinding operations. If a guard has withstood wheel or disc breakage, it must be replaced.
- Position a guard between the grinding wheel or disc and the operator. Use barriers to protect others from fragments and grinding sparks.
- Make sure grinding wheels are mounted according to manufacturer's specifications; always use correct mounting flanges.
- Before grinding, test grinding wheel or disc by briefly running tool at full throttle. Be sure to use a barrier (such as under a heavy work table) to protect yourself from possible broken wheel parts.
- Never tamper with or remove a speed governor from a tool to make it run faster. Periodically check tool speed with a tachometer.

Assembly Tools



- Serious injury can result from over-torqued or under-torqued fasteners, which can break, or loosen and separate.
- Released assemblies can become projectiles. Assemblies requiring a specific torque must be checked using a torque meter.

Ratchets



- Never use hand sockets. Use only power drive sockets per ANSI B107.2.
- To reduce the risk of injury, always support the handle securely in the direction opposite of the spindle rotation to minimize torque reaction.

Drills



- Keep away from rotating bit and chuck. You can become cut or burned if you come in contact with the drill bit, chips or work surface.
- Use intermittent drill pressure to avoid long shaved chips.
- The drill bit can suddenly bind and cause the work piece or tool to rotate causing arm and shoulder injuries.
- ANSI recommends use of a support handle on drills with a chuck larger than 3/8" (10 mm).

Hammers



- All chisels, rivet sets and other accessories should be checked for cracks, excessive wear, or other physical damage before each use. Accessories that show signs of damage should be replaced immediately.
- Never use a tool without the proper accessory retainer.

Specialty Tools



- Specific instructions/warnings affecting this group of tools are contained in product-specific documents accompanying each product.

Accessories



- Always use accessories of correct size and design for the tool. Tool and accessories must not be modified in any way.
- Never use a tool without the proper accessory retainer.

See Safety Requirements for Abrading Materials with Coated Abrasives (B7.7) from ANSI.

Index

MODEL	PART NUMBER	DESCRIPTION	PAGE
B15B	615 174 0230	Percussive Tools	P.191
B15M	615 174 0240	Percussive Tools	P.187
B16B	615 174 0250	Percussive Tools	P.191
B16M	615 174 0260	Percussive Tools	P.187
B16MV	615 174 0500	Percussive Tools	P.188
B18B	615 174 0270	Percussive Tools	P.191
B18M	615 174 0280	Percussive Tools	P.185
B18MV	615 174 0520	Percussive Tools	P.185
B19B	615 174 0300	Percussive Tools	P.191
B19M	615 174 0320	Percussive Tools	P.185
B19MV	615 174 0540	Percussive Tools	P.185
CP0200B18	615 161 8010	Percussive Tools	P.196
CP0200B18-2F	615 161 8020	Percussive Tools	P.196
CP0200B18L-2F	615 161 8090	Percussive Tools	P.196
CP0200B22	615 161 8030	Percussive Tools	P.196
CP0200B22-2F	615 161 8040	Percussive Tools	P.196
CP0200B22L-2F	615 161 8110	Percussive Tools	P.196
CP0200B25	615 161 8050	Percussive Tools	P.196
CP0200B25-2F	615 161 8060	Percussive Tools	P.196
CP0200B25L-2F	615 161 8130	Percussive Tools	P.196
CP0200B32L	615 161 8070	Percussive Tools	P.196
CP0200B32L-2F	615 161 8140	Percussive Tools	P.196
CP0456-LASAN	T013049	Percussive Tools	P.187
CP0456-LESAR	T013046	Percussive Tools	P.187
CP0611-D28H	615 159 0160	Impact wrenches	P.32
CP0611-D28L	615 159 0170	Impact wrenches	P.33
CP0611P RLS	615 159 0060	Impact wrenches	P.30
CP0611P RS	615 159 0050	Impact wrenches	P.30
CP1014P05	615 158 0190	Drills	P.174
CP1014P24	615 158 0050	Drills	P.173
CP1014P33	615 158 0030	Drills	P.173
CP1014P45	615 158 0010	Drills	P.173
CP1114R05	615 158 0310	Drills	P.179
CP1114R05 ATEX	615 158 0380	Drills	P.179
CP1114R09	615 158 0320	Drills	P.179
CP1114R26	615 158 0330	Drills	P.176
CP1114R26 ATEX	615 158 0390	Drills	P.176
CP1114R40	615 158 0340	Drills	P.176
CP1117P05	615 158 0170	Drills	P.178
CP1117P05 (keyless)	615 158 0180	Drills	P.178
CP1117P05 (without chuck)	615 158 0240	Drills	P.178
CP1117P05 ATEX	615 158 0350	Drills	P.178
CP1117P09	615 158 0150	Drills	P.178
CP1117P09 (keyless)	615 158 0160	Drills	P.178
CP1117P09 (without chuck)	615 158 0230	Drills	P.178
CP1117P26	615 158 0130	Drills	P.175
CP1117P26 (keyless)	615 158 0140	Drills	P.175
CP1117P26 (without chuck)	615 158 0220	Drills	P.175
CP1117P26 ATEX	615 158 0370	Drills	P.175
CP1117P32	615 158 0110	Drills	P.175
CP1117P32 (keyless)	615 158 0120	Drills	P.175
CP1117P32 (without chuck)	615 158 0210	Drills	P.175
CP1117P32 ATEX	615 158 0360	Drills	P.175
CP1117P60	615 158 0090	Drills	P.175
CP1117P60 (keyless)	615 158 0100	Drills	P.175
CP1117P60 (without chuck)	615 158 0200	Drills	P.175
CP1720R22	615 158 0250	Drills	P.181
CP1720R32	615 158 0260	Drills	P.181
CP1720R50	615 158 0270	Drills	P.181
CP1816	615 158 0300	Drills	P.180
CP1820R22	615 158 0280	Drills	P.181
CP1820R32	615 158 0290	Drills	P.181
CP2136	894 102 1360	Screwdrivers	P.73
CP2141	894 102 1410	Screwdrivers	P.73
CP2611	615 192 2611	Screwdrivers	P.79
CP2612	615 192 2612	Screwdrivers	P.77
CP2621	615 192 2621	Screwdrivers	P.78
CP2622	615 192 2622	Screwdrivers	P.78
CP2623	615 192 2623	Screwdrivers	P.76
CP2755	615 192 2755	Screwdrivers	P.74
CP2765	615 192 2765	Screwdrivers	P.74
CP2780	615 192 2780	Screwdrivers	P.75
CP2810	615 163 0070	Screwdrivers	P.74
CP2811	615 163 0060	Screwdrivers	P.74
CP2812	615 163 0080	Screwdrivers	P.77
CP2814	615 192 2005	Screwdrivers	P.79
CP2822	615 163 0090	Screwdrivers	P.76
CP2824	615 163 0100	Screwdrivers	P.78
CP3000-325F	615 160 0180	Grinders	P.98
CP3000-325R	615 160 0150	Grinders	P.98

MODEL	PART NUMBER	DESCRIPTION	PAGE
CP3000-330R	615 160 0160	Grinders	P.98
CP3000-415R	615 160 0190	Grinders	P.98
CP3000-418R	615 160 0200	Grinders	P.98
CP3000-420F	615 160 0250	Grinders	P.98
CP3000-420R	615 160 0210	Grinders	P.98
CP3000-424R	615 160 0220	Grinders	P.98
CP3000-515R	615 160 0270	Grinders	P.98
CP3000-518R	615 160 0280	Grinders	P.98
CP3000-520R	615 160 0290	Grinders	P.98
CP3000-600CR	615 160 0140	Grinders	P.95
CP3000-600CR 3mm	615 160 0330	Grinders	P.95
CP3019-09AC	615 170 2660	Grinders	P.93
CP3019-09AF	615 170 2040	Sanders & Polishers	P.143
CP3019-09AFC	615 170 2030	Sanders & Polishers	P.143
CP3019-12AC	615 160 4070	Grinders	P.93
CP3019-12AC CNOMO	615 160 4230	Grinders	P.93
CP3019-12ACES	615 170 1470	Grinders	P.93
CP3019-12ACES CNOMO	615 170 0390	Grinders	P.93
CP3019-12ACFE	615 170 2050	Grinders	P.93
CP3019-12AF	615 160 7080	Sanders & Polishers	P.143
CP3019-12AFES	615 170 0400	Sanders & Polishers	P.143
CP3019-13A4	615 160 7050	Grinders	P.118
CP3019-18	615 160 0090	Grinders	P.101
CP3019-18A3	615 160 7060	Grinders	P.118
CP3019-18AC	615 170 4610	Grinders	P.93
CP3019-18AES3	615 170 0450	Grinders	P.118
CP3019-18AF	615 170 3100	Sanders & Polishers	P.143
CP3019-20	615 160 0100	Grinders	P.101
CP3019-20 CNOMO	615 160 0340	Grinders	P.101
CP3019-20A2	615 170 4880	Grinders	P.118
CP3019-20A3	615 160 7070	Grinders	P.118
CP3019-20AC	615 160 4080	Grinders	P.93
CP3019-20AC CNOMO	615 160 4240	Grinders	P.93
CP3019-20ACES	615 170 1460	Grinders	P.93
CP3019-20ACES CNOMO	615 170 0470	Grinders	P.93
CP3019-20ACFE	615 170 2060	Grinders	P.93
CP3019-20AES2	615 170 4870	Grinders	P.118
CP3019-20AES3	615 170 0460	Grinders	P.118
CP3019-20AF	615 160 7090	Sanders & Polishers	P.143
CP3019-20AFES	615 170 0480	Sanders & Polishers	P.143
CP3019-20ES	615 160 2170	Grinders	P.107
CP3019-20ES CNOMO	615 160 2210	Grinders	P.107
CP3019-25	615 160 0110	Grinders	P.101
CP3019-25 CNOMO	615 160 0350	Grinders	P.101
CP3019-25ES	615 160 2180	Grinders	P.107
CP3019-25ES CNOMO	615 160 2220	Grinders	P.107
CP3019-31	615 160 0120	Grinders	P.101
CP3019-31 CNOMO	615 160 0360	Grinders	P.101
CP3019-31ES	615 160 2190	Grinders	P.107
CP3019-31ES CNOMO	615 160 2230	Grinders	P.107
CP3019-40	615 160 0130	Grinders	P.101
CP3019-40 CNOMO	615 160 0370	Grinders	P.101
CP3019-40ES	615 160 2200	Grinders	P.107
CP3019-40ES CNOMO	615 160 2240	Grinders	P.107
CP3030-325AFR	615 162 0060	Sanders & Polishers	P.143
CP3030-325R	615 160 4090	Grinders	P.92
CP3030-330R	615 160 4100	Grinders	P.92
CP3030-418R	615 160 4130	Grinders	P.92
CP3030-420R	615 160 4140	Grinders	P.92
CP3030-424R	615 160 4150	Grinders	P.92
CP3030-515AFR	615 162 0100	Sanders & Polishers	P.143
CP3030-520R	615 160 4200	Grinders	P.92
CP3040GABTIM	615 160 7010	Grinders	P.120
CP3040GASTIM	615 160 7020	Grinders	P.120
CP3070-120G	615 162 0090	Sanders & Polishers	P.142
CP3109-13A4	615 160 7030	Grinders	P.120
CP3109-13A4ES	615 160 7040	Grinders	P.120
CP3109-13AC	615 160 4060	Grinders	P.94
CP3109-13ACES	615 170 1360	Grinders	P.94
CP3109-15	615 170 1630	Grinders	P.103
CP3109-15 CNOMO	615 170 1230	Grinders	P.103
CP3109-15ES	615 170 1550	Grinders	P.108
CP3109-15ES CNOMO	615 170 1040	Grinders	P.108
CP3109-19	615 160 0020	Grinders	P.103
CP3109-19 CNOMO	615 170 1240	Grinders	P.103
CP3109-19ES	615 160 2080	Grinders	P.108
CP3109-19ES CNOMO	615 170 1050	Grinders	P.108
CP3109-24	615 160 0030	Grinders	P.103
CP3109-24 CNOMO	615 170 1250	Grinders	P.103
CP3109-24ES	615 160 2090	Grinders	P.108

MODEL	PART NUMBER	DESCRIPTION	PAGE
CP3109-24ES CNOMO	615 170 1060	Grinders	P.108
CP3109-24RT	615 170 2900	Grinders	P.103
CP3109-28	615 160 0040	Grinders	P.103
CP3109-28 CNOMO	615 170 1260	Grinders	P.103
CP3109-28ES	615 160 2100	Grinders	P.108
CP3109-28ES CNOMO	615 170 1070	Grinders	P.108
CP3119-010	615 170 1680	Grinders	P.102
CP3119-010 CNOMO	615 170 1200	Grinders	P.102
CP3119-035	615 170 1670	Grinders	P.102
CP3119-035 CNOMO	615 170 1210	Grinders	P.102
CP3119-060	615 170 1660	Grinders	P.102
CP3119-060 CNOMO	615 170 1220	Grinders	P.102
CP3119-12	615 160 0050	Grinders	P.102
CP3119-12 CNOMO	615 160 0380	Grinders	P.102
CP3119-123X	615 160 6070	Grinders	P.115
CP3119-12EL	615 160 2150	Grinders	P.110
CP3119-12EL CNOMO	615 170 1080	Grinders	P.110
CP3119-12ES	615 160 2110	Grinders	P.109
CP3119-12ES CNOMO	615 160 2250	Grinders	P.109
CP3119-12ES3	615 160 6010	Grinders	P.115
CP3119-12ES3X	615 160 6030	Grinders	P.115
CP3119-12ES4	615 160 6020	Grinders	P.115
CP3119-12EXL	615 160 2160	Grinders	P.110
CP3119-12EXL CNOMO	615 170 1090	Grinders	P.110
CP3119-15	615 160 0060	Grinders	P.102
CP3119-15 CNOMO	615 160 0390	Grinders	P.102
CP3119-15ES	615 160 2120	Grinders	P.109
CP3119-15ES CNOMO	615 160 2260	Grinders	P.109
CP3119-15ES2	615 160 6040	Grinders	P.115
CP3119-15ES3	615 160 6050	Grinders	P.115
CP3119-18	615 160 0070	Grinders	P.102
CP3119-18 CNOMO	615 160 0400	Grinders	P.102
CP3119-18ES	615 160 2130	Grinders	P.109
CP3119-18ES CNOMO	615 160 2270	Grinders	P.109
CP3119-18ES3	615 160 6060	Grinders	P.115
CP3119-22	615 160 0080	Grinders	P.102
CP3119-22 CNOMO	615 160 0410	Grinders	P.102
CP3119-22ES	615 160 2140	Grinders	P.109
CP3119-22ES CNOMO	615 160 2280	Grinders	P.109
CP3249-GABSUD	615 160 6140	Grinders	P.116
CP3249-GABSUDE	615 160 6190	Grinders	P.116
CP3249-GABSYG	615 160 6130	Grinders	P.116
CP3249-GABSYPGE	615 160 6180	Grinders	P.116
CP3330-SALAVAD	615 160 9220	Grinders	P.130
CP3330-SALAVADE	615 160 9250	Grinders	P.130
CP3330-SALAVEL	615 160 9230	Grinders	P.130
CP3330-SALAVELE	615 160 9260	Grinders	P.130
CP3330-SALAVET	615 160 9210	Grinders	P.130
CP3340-SALAVAD	615 160 9280	Grinders	P.131
CP3340-SALAVADE	615 160 9310	Grinders	P.131
CP3340-SALAVEL	615 160 9290	Grinders	P.131
CP3340-SALAVELE	615 160 9320	Grinders	P.131
CP3340-SALAVET	615 160 9270	Grinders	P.131
CP3349-SALAVADE	615 160 9110	Grinders	P.132
CP3349-SALAVEL	615 160 9070	Grinders	P.133
CP3349-SALAVELE	615 160 9130	Grinders	P.132
CP3349-SALAVET	615 160 9080	Grinders	P.133
CP3349-SALAVETE	615 160 9150	Grinders	P.132
CP3450-12AA5	615 160 4040	Grinders	P.121
CP3450-12AB5	615 160 4050	Grinders	P.121
CP3450-12AC4	615 160 4010	Grinders	P.121
CP3450-12AC45	615 160 4030	Grinders	P.121
CP3451-18SE3	615 160 2030	Grinders	P.115
CP3451-18SEC	615 160 2010	Grinders	P.105
CP3510	615 193 3510	Pneumatic sanders & polishers	P.150
CP3511	615 193 3511	Pneumatic sanders & polishers	P.150
CP3512	615 193 3512	Pneumatic sanders & polishers	P.150
CP3514	615 193 3514	Pneumatic sanders & polishers	P.150
CP3550-085AA	615 162 0340	Sanders & Polishers	P.144
CP3550-100AB6	615 160 7800	Grinders	P.122
CP3550-120	615 160 0620	Grinders	P.100
CP3550-120AA	615 162 0360	Sanders & Polishers	P.144
CP3550-120AA45	615 160 7760	Grinders	P.122
CP3550-120AA5	615 160 7780	Grinders	P.122
CP3550-120AB	615 162 0370	Sanders & Polishers	P.144
CP3550-120AB45	615 160 7770	Grinders	P.122
CP3550-120AB5	615 160 7790	Grinders	P.122
CP3550-120AC4	615 160 7750	Grinders	P.122
CP3550-120ACC	615 160 4420	Grinders	P.94
CP3550-120ES	615 160 2350	Grinders	P.106

MODEL	PART NUMBER	DESCRIPTION	PAGE
CP3550-180	615 160 0630	Grinders	P.100
CP3550-180ES	615 160 2360	Grinders	P.106
CP3650-100AB6	615 160 7890	Grinders	P.125
CP3650-100AB6V	615 160 7910	Grinders	P.125
CP3650-120AA5	615 160 7860	Grinders	P.123
CP3650-120AA5V	615 160 7870	Grinders	P.123
CP3650-120AB45	615 160 7840	Grinders	P.125
CP3650-120AB5	615 160 7850	Grinders	P.125
CP3650-120AB5V	615 160 7900	Grinders	P.125
CP3650-120AH5V	615 160 7880	Grinders	P.123
CP3750-085AA	615 162 0410	Sanders & Polishers	P.146
CP3750-085AA7	615 160 7830	Grinders	P.125
CP3750-085AB	615 162 0400	Sanders & Polishers	P.146
CP3750-085AB7	615 160 7820	Grinders	P.125
CP3850-60AB	615 170 5000	Sanders & Polishers	P.147
CP3850-60AB9V	615 160 7340	Grinders	P.127
CP3850-65AB9VE	615 170 4940	Grinders	P.127
CP3850-65ABVE	615 170 4980	Sanders & Polishers	P.147
CP3850-65AH9VE	615 170 4950	Grinders	P.127
CP3850-77AB	615 170 4990	Sanders & Polishers	P.147
CP3850-77AB7V	615 170 4960	Grinders	P.127
CP3850-85AB7V	615 160 7440	Grinders	P.127
CP3850-85AB7VE	615 170 4920	Grinders	P.127
CP3850-85ABVE	615 170 4970	Sanders & Polishers	P.147
CP3850-85AH7VE	615 170 4930	Grinders	P.127
CP3T30-085AAV	615 162 0470	Pneumatic grinders	P.148
CP3T30-085ABV	615 162 0480	Pneumatic grinders	P.148
CP3T30-085AH7V	615 160 7930	Grinders	P.128
CP3T30-120AA5V	615 160 7940	Grinders	P.128
CP3T30-120AH5V	615 160 7920	Grinders	P.128
CP4210AL	615 171 0220	riveting tools	P.85
CP4210AS	615 171 0200	riveting tools	P.85
CP4210CS	615 171 0180	riveting tools	P.85
CP4220AL	615 171 0230	riveting tools	P.85
CP4220AS	615 171 0210	riveting tools	P.85
CP4220CS	615 171 0190	riveting tools	P.85
CP5080-3260D12	615 162 0000	Sanders & Polishers	P.161
CP5080-3260D12K	615 162 0050	Sanders & Polishers	P.161
CP5080-3260H19	615 162 0200	Sanders & Polishers	P.161
CP5080-4200D24	615 162 0010	Sanders & Polishers	P.162
CP5080-4200H18	615 162 0020	Sanders & Polishers	P.162
CP5080-4200H18K	615 162 0040	Sanders & Polishers	P.162
CP5080-5220H18	615 162 0030	Sanders & Polishers	P.162
CP5303-35	615 170 2180	Pneumatic sanders & polishers	P.155
CP5303-35CV	615 170 2240	Pneumatic sanders & polishers	P.155
CP5303-50	615 170 2190	Pneumatic sanders & polishers	P.155
CP5303-50CV	615 170 2250	Pneumatic sanders & polishers	P.155
CP5303-50SV	615 170 2220	Pneumatic sanders & polishers	P.155
CP5303-60	615 170 2200	Pneumatic sanders & polishers	P.155
CP5303-60SV	615 170 2230	Pneumatic sanders & polishers	P.155
CP5303-R5	615 170 2330	Pneumatic sanders & polishers	P.154
CP5303-R5CV	615 170 2370	Pneumatic sanders & polishers	P.154
CP5303-R5SV	615 170 2350	Pneumatic sanders & polishers	P.154
CP5306-35	615 170 2090	Pneumatic sanders & polishers	P.155
CP5306-35CV	615 170 2150	Pneumatic sanders & polishers	P.155
CP5306-35SV	615 170 2120	Pneumatic sanders & polishers	P.155
CP5306-50	615 170 2100	Pneumatic sanders & polishers	P.155
CP5306-50	615 170 3000	Pneumatic sanders & polishers	P.155
CP5306-50CV	615 170 2160	Pneumatic sanders & polishers	P.155
CP5306-50SV	615 170 2130	Pneumatic sanders & polishers	P.155
CP5306-60	615 170 3170	Pneumatic sanders & polishers	P.155
CP5306-60H	615 170 3550	Pneumatic sanders & polishers	P.155
CP5306-60H	615 170 3560	Pneumatic sanders & polishers	P.155
CP5306-60HCV	615 170 3620	Pneumatic sanders & polishers	P.155
CP5306-60HSV	615 170 3590	Pneumatic sanders & polishers	P.155
CP5314-60	615 170 4620	Pneumatic sanders & polishers	P.154
CP5314-60H	615 170 4650	Pneumatic sanders & polishers	P.155
CP5314-60HCV	615 170 4660	Pneumatic sanders & polishers	P.155
CP5314-60HSV	615 170 4670	Pneumatic sanders & polishers	P.155
CP5314-60SV	615 170 4640	Pneumatic sanders & polishers	P.154
CP5318-30H	615 170 3320	Pneumatic sanders & polishers	P.154
CP5506-R6	615 170 0660	Pneumatic orbital sanders	P.157
CP5506-R6CV	615 170 0740	Pneumatic orbital sanders	P.157
CP5506-R6H	615 170 0670	Pneumatic orbital sanders	P.157
CP5506-R6HCV	615 170 0750	Pneumatic orbital sanders	P.157
CP5506-R6HSV	615 170 0710	Pneumatic orbital sanders	P.157
CP5506-R6SV	615 170 0700	Pneumatic orbital sanders	P.157
CP5506-R8H	615 170 0680	Pneumatic orbital sanders	P.157
CP5506-R8HCV	615 170 0760	Pneumatic orbital sanders	P.157
CP5506-R8HSV	615 170 0720	Pneumatic orbital sanders	P.157

Index

MODEL	PART NUMBER	DESCRIPTION	PAGE
CP5510-44H	615 170 0770	Pneumatic orbital sanders	P.156
CP5510-50H	615 170 0790	Pneumatic orbital sanders	P.156
CP5510-50HCV	615 170 0910	Pneumatic orbital sanders	P.156
CP5510-50HSV	615 170 0850	Pneumatic orbital sanders	P.156
CP5510-60	615 170 0810	Pneumatic orbital sanders	P.156
CP5510-60CV	615 170 0930	Pneumatic orbital sanders	P.156
CP5510-60H	615 170 0780	Pneumatic orbital sanders	P.156
CP5510-60HCV	615 170 0900	Pneumatic orbital sanders	P.156
CP5510-60HSV	615 170 0840	Pneumatic orbital sanders	P.156
CP5510-60SV	615 170 0870	Pneumatic orbital sanders	P.156
CP5518-50	615 170 1980	Pneumatic polishers	P.157
CP5518-50H	615 170 1970	Pneumatic polishers	P.157
CP5518-60H	615 170 2800	Pneumatic orbital sanders	P.156
CP5518-60HCV	615 170 2810	Pneumatic orbital sanders	P.156
CP5518-60HSV	615 170 2820	Pneumatic orbital sanders	P.156
CP6060-P15H	615 159 0090	Impact wrenches	P.28
CP6060-P15R	615 159 0100	Impact wrenches	P.28
CP6070-P15H	615 159 0110	Impact wrenches	P.30
CP6120-D35H	615 159 0120	Impact wrenches	P.35
CP6120-D35L	615 159 0130	Impact wrenches	P.33
CP6130-T70	615 159 0010	Impact wrenches	P.36
CP6135-D80	615 159 0380	Impact wrenches	P.34
CP6240-T120	615 159 0020	Impact wrenches	P.36
CP6300 RSR	T025285	Impact wrenches	P.17
CP6500-RS	T025214	Impact wrenches	P.22
CP6500-RSR	T025216	Impact wrenches	P.22
CP6613	615 180 0090	Torque wrenches	P.46
CP6613 + ATC PACK	615 180 0120	Torque wrenches	P.47
CP6626	615 180 0100	Torque wrenches	P.46
CP6626 + ATC PACK	615 180 0130	Torque wrenches	P.47
CP6641	615 180 0110	Torque wrenches	P.46
CP6641 + ATC PACK	615 180 0140	Torque wrenches	P.47
CP6728-P05R	615 159 0550	Impact wrenches	P.17
CP6738-P05R	615 159 0560	Impact wrenches	P.22
CP6748EX-P11R ATEX	615 159 0570	Impact wrenches	P.22-23
CP6763	615 159 0400	Impact wrenches	P.27
CP6763-D18D	615 159 0640	Impact wrenches	P.27
CP6768EX-P18D	615 159 0580	Impact wrenches	P.28
CP6773	615 159 0410	Impact wrenches	P.29
CP6773-D18D	615 159 0650	Impact wrenches	P.31
CP6778EX-P18D	615 159 0590	Impact wrenches	P.30
CP6910-P24	615 159 0070	Impact wrenches	P.29
CP6920-D24	615 159 0080	Impact wrenches	P.31
CP6930-D35	615 159 0390	Impact wrenches	P.34
CP7111	894 107 1110	Percussive Tools	P.189
CP7111H	894 107 1111	Percussive Tools	P.189
CP7111HK	894 117 1111	Percussive Tools	P.189
CP7111K	894 117 1110	Percussive Tools	P.189
CP7115	894 107 1150	Percussive Tools	P.186
CP7120	894 107 1200	Percussive Tools	P.186
CP7125	894 107 1250	Percussive Tools	P.185
CP714	T012735	Percussive Tools	P.189
CP714 Kit	T025364	Percussive Tools	P.189
CP717	T020120	Percussive Tools	P.189
CP717 Kit	T025365	Percussive Tools	P.189
CP7202	894 107 2021	Sanders & Polishers	P.142
CP7202D	894 117 2021	Sanders & Polishers	P.142
CP721	T021963	Impact wrenches	P.16
CP7215	894 107 2151	Pneumatic sanders & polishers	P.151
CP7215CVE	894 127 2153	Pneumatic sanders & polishers	P.151
CP7215E	894 127 2151	Pneumatic sanders & polishers	P.151
CP7215HCV	894 127 2155	Pneumatic sanders & polishers	P.151
CP7215SVE	894 127 2152	Pneumatic sanders & polishers	P.151
CP7220CVE	894 127 2203	Pneumatic sanders & polishers	P.153
CP7225	894 107 2251	Pneumatic sanders & polishers	P.151
CP7225CV	894 107 2253	Pneumatic sanders & polishers	P.151
CP7225CVE	894 127 2253	Pneumatic sanders & polishers	P.151
CP7225E	894 127 2251	Pneumatic sanders & polishers	P.151
CP7225SVE	894 127 2252	Pneumatic sanders & polishers	P.151
CP7250CVE	894 127 2503	Pneumatic sanders & polishers	P.153
CP7250E	894 127 2501	Pneumatic sanders & polishers	P.153
CP7250SVE	894 127 2502	Pneumatic sanders & polishers	P.153
CP7255	894 107 2551	Pneumatic sanders & polishers	P.152
CP7255CV	894 107 2553	Pneumatic sanders & polishers	P.152
CP7255CVE	894 127 2553	Pneumatic sanders & polishers	P.152
CP7255E	894 127 2551	Pneumatic sanders & polishers	P.152
CP7255H	894 107 2554	Pneumatic sanders & polishers	P.152
CP7255HCV	894 127 2555	Pneumatic sanders & polishers	P.152
CP7255SV	894 107 2552	Pneumatic sanders & polishers	P.152
CP7255SVE	894 127 2552	Pneumatic sanders & polishers	P.152

MODEL	PART NUMBER	DESCRIPTION	PAGE
CP7263CVE	894 117 2650	Pneumatic sanders & polishers	P.159
CP7263E	894 107 2650	Pneumatic sanders & polishers	P.159
CP7264CVE	894 117 2640	Pneumatic sanders & polishers	P.159
CP7264E	894 107 2640	Pneumatic sanders & polishers	P.159
CP7266CVE	894 117 2660	Pneumatic sanders & polishers	P.159
CP7266E	894 107 2660	Pneumatic sanders & polishers	P.159
CP7267CVE	894 117 2670	Pneumatic sanders & polishers	P.159
CP7267E	894 107 2670	Pneumatic sanders & polishers	P.159
CP7268	894 107 2680	Inline sander	P.158
CP7300C	894 107 3013	Drills	P.172
CP7300RC	894 107 3011	Drills	P.172
CP7300RQCC	894 107 3012	Drills	P.172
CP734H	T024351	Impact wrenches	P.18
CP7405	894 107 4050	Grinders	P.97
CP7406	894 107 4060	Grinders	P.91
CP7408	894 107 4080	Grinders	P.91
CP7410	894 107 4100	Grinders	P.104
CP7411	894 107 4110	Grinders	P.97
CP7412	894 107 4120	Grinders	P.104
CP749	T024587	Impact wrenches	P.19
CP7500D	894 107 5001	Grinders	P.118
CP7545-B	894 107 5452	Grinders	P.121
CP7550-A	894 107 5503	Grinders	P.121
CP7600C-R4P	894 107 6035	Torque wrenches	P.55
CP7600xB	894 107 6010	Torque wrenches	P.54
CP7600xB-R	894 107 6011	Torque wrenches	P.55,60
CP7600xB-R4P	894 107 6015	Torque wrenches	P.55
CP7600xC-R4P	894 107 6025	Torque wrenches	P.55
CP7729	894 107 7290	Impact wrenches	P.19
CP7729-P	894 107 7292	Impact wrenches	P.19
CP772H	T024598	Impact wrenches	P.25
CP7731	894 107 7310	Impact wrenches	P.16
CP7731C	894 107 7311	Impact wrenches	P.16
CP7732	894 107 7320	Impact wrenches	P.18
CP7732C	894 107 7321	Impact wrenches	P.18
CP7737	894 107 7370	Impact wrenches	P.18
CP7739	894 107 7390	Impact wrenches	P.19
CP7741	894 107 7410	Impact wrenches	P.19
CP7741-2	894 107 7412	Impact wrenches	P.19
CP7748	894 107 7481	Impact wrenches	P.21
CP7748-2	894 107 7486	Impact wrenches	P.21
CP7762	894 107 7620	Impact wrenches	P.25
CP7763	894 107 7630	Impact wrenches	P.25
CP7763-6	894 107 7636	Impact wrenches	P.25
CP7769	894 107 7691	Impact wrenches	P.26
CP7773	894 107 7730	Impact wrenches	P.29
CP7779	894 107 7791	Impact wrenches	P.29
CP7782	894 107 7820	Impact wrenches	P.31
CP7782-6	894 107 7826	Impact wrenches	P.31
CP7783	894 107 7830	Impact wrenches	P.31
CP7783-6	894 107 7836	Impact wrenches	P.31
CP781	T025096	Screwdrivers	P.77
CP782	T025097	Screwdrivers	P.76
CP7829	894 107 8293	Ratchet wrenches	P.38
CP7829	894 107 8293	Ratchet wrenches	P.38
CP7829H	894 107 8294	Ratchet wrenches	P.38
CP7829H	894 107 8294	Ratchet wrenches	P.38
CP7830HQ	894 107 8308	Ratchet wrenches	P.39
CP7830HQ	894 107 8308	Ratchet wrenches	P.39
CP7830Q	894 107 8306	Ratchet wrenches	P.38
CP7830Q	894 107 8306	Ratchet wrenches	P.38
CP785	T022698	Drills	P.174
CP785H	T024134	Drills	P.177
CP785QC	T024242	Drills	P.174
CP785S	T023200	Speciality tools	P.209
CP789HR	T025165	Drills	P.177
CP789R-26	T025180	Drills	P.176
CP789R-42	T025198	Drills	P.176
CP7900	894 107 9000	Cutting tools	P.207
CP7900	894 107 9000	Cutting tools	P.207
CP7901	894 107 9011	Cutting tools	P.207
CP7901	894 107 9011	Cutting tools	P.207
CP7901K	894 107 9010	Cutting tools	P.207
CP7901K	894 107 9010	Cutting tools	P.207
CP8222-P	615 159 0180	Impact wrenches	P.17
CP8222-R	615 159 0230	Impact wrenches	P.17
CP8232-QC	615 159 0190	Impact wrenches	P.17
CP8242-P	615 159 0200	Impact wrenches	P.20
CP8242-R	615 159 0240	Impact wrenches	P.20
CP8252-P	615 159 0210	Impact wrenches	P.20

MODEL	PART NUMBER	DESCRIPTION	PAGE
CP8252-R	615 159 0250	Impact wrenches	P.20
CP825C	894 108 2511	Ratchet wrenches	P.37
CP825C	894 108 2511	Ratchet wrenches	P.37
CP825CT	894 108 2512	Ratchet wrenches	P.38
CP825CT	894 108 2512	Ratchet wrenches	P.38
CP826	T025074	Ratchet wrenches	P.37
CP826	T025074	Ratchet wrenches	P.37
CP826T	T025075	Ratchet wrenches	P.37
CP826T	T025075	Ratchet wrenches	P.37
CP8272-D	615 159 0260	Impact wrenches	P.26
CP8272-P	615 159 0220	Impact wrenches	P.26
CP828	T022708	Ratchet wrenches	P.39
CP828	T022708	Ratchet wrenches	P.39
CP828H	T022970	Ratchet wrenches	P.39
CP828H	T022970	Ratchet wrenches	P.39
CP8323 CORDLESS TIRE BUFFER BARE TOOL	894 108 3230	Cordless Tire Buffer	P.210
CP8323 CORDLESS TIRE BUFFER KIT	894 118 3230	Cordless Tire Buffer	P.210
CP8323 CORDLESS TIRE BUFFER KIT NA VERSION	894 128 3230	Cordless Tire Buffer	P.210
CP835	T022550	Speciality tools	P.209
CP85030	894 108 5030	Lift equipment	P.211
CP85031	894 108 5031	Lift equipment	P.211
CP85050	894 108 5050	Lift equipment	P.211
CP85080	894 108 5080	Lift equipment	P.211
CP85100	894 108 5100	Lift equipment	P.211
CP854	T023186	Grinders	P.120
CP854E	T023187	Grinders	P.120
CP857	T024387	Grinders	P.125
CP858	T025179	Sanders & Polishers	P.160
CP860	T019704	Grinders	P.96
CP8603 PACK 36V 2.5AH	615 157 0380	Battery torque wrenches	P.52
CP8603C PACK 36V 2.5AH	615 157 0390	Battery torque wrenches	P.52
CP8603CQ PACK 36V 2.5AH	615 157 0400	Battery torque wrenches	P.52
CP860E	T021136	Grinders	P.96
CP860ES	T023193	Grinders	P.104
CP860ESE	T023354	Grinders	P.104
CP861	T022039	Cutting tools	P.208
CP8613 PACK 36V 2.5AH	615 157 0000	Battery torque wrenches	P.52
CP8613 WOB PACK 36V 2.5AH	615 157 0340	Battery torque wrenches	P.52
CP8613C PACK 36V 2.5AH	615 157 0010	Battery torque wrenches	P.52
CP8613C WOB PACK 36V 2.5AH	615 157 0350	Battery torque wrenches	P.52
CP8613CQ PACK 36V 2.5AH	615 157 0020	Battery torque wrenches	P.52
CP8613CQ WOB PACK 36V 2.5AH	615 157 0360	Battery torque wrenches	P.52
CP8613TC PACK 36V 2.5AH	615 157 0670	Battery torque wrenches	P.52
CP8613TC WOB PACK 36V 2.5AH	615 157 0710	Battery torque wrenches	P.52
CP8626 PACK 36V 2.5AH	615 157 0030	Battery torque wrenches	P.53
CP8626C PACK 36V 2.5AH	615 157 0040	Battery torque wrenches	P.53
CP8626CQ PACK 36V 2.5AH	615 157 0050	Battery torque wrenches	P.53
CP8626TC PACK 36V 2.5AH	615 157 0680	Battery torque wrenches	P.53
CP8641 PACK 36V 2.5AH	615 157 0060	Battery torque wrenches	P.53
CP8641C PACK 36V 2.5AH	615 157 0070	Battery torque wrenches	P.53
CP8641CQ PACK 36V 2.5AH	615 157 0080	Battery torque wrenches	P.53
CP8641TC PACK 36V 2.5AH	615 157 0690	Battery torque wrenches	P.53
CP8681 PACK 36V 2.5AH	615 157 0090	Battery torque wrenches	P.53
CP8681C PACK 36V 2.5AH	615 157 0190	Battery torque wrenches	P.53
CP8681CQ PACK 36V 2.5AH	615 157 0200	Battery torque wrenches	P.53
CP8681TC PACK 36V 2.5AH	615 157 0700	Battery torque wrenches	P.53
CP87029	894 108 7029	Ergoseat	P.60
CP873C-HD	894 017 7048	Tire Buffer	P.210
CP873C-HDES	894 017 7047	Tire Buffer	P.210
CP873K	T024362	Tire Buffer	P.210
CP874	T025375	Cutting tools	P.208
CP875	T023995	Grinders	P.91
CP876	T023996	Grinders	P.96
CP879C	894 100 8790	Drills	P.180
CP881	T023916	Cutting tools	P.207
CP881	T023916	Cutting tools	P.207
CP886	T024240	Ratchet wrenches	P.39
CP886	T024240	Ratchet wrenches	P.39
CP886H	T024391	Ratchet wrenches	P.39
CP886H	T024391	Ratchet wrenches	P.39
CP887C	894 100 8870	Drills	P.180
CP8905	894 108 9055	Torque wrenches	P.43
CP8905 E	894 108 9050	Torque wrenches	P.43
CP8910	894 108 9105	Torque wrenches	P.43
CP8910 E	894 108 9100	Torque wrenches	P.43
CP8915	894 108 9155	Torque wrenches	P.43
CP8915 E	894 108 9150	Torque wrenches	P.43
CP8916	894 108 9160	Electronic Torque Wrenches	P.45
CP8916	894 108 9160	Electronic Torque Wrenches	P.45
CP8916	894 108 9160	Electronic Torque Wrenches	P.45

MODEL	PART NUMBER	DESCRIPTION	PAGE
CP8916TC	894 108 9161	Electronic Torque Wrenches	P.45
CP8916TC	894 108 9161	Electronic Torque Wrenches	P.45
CP8916TC	894 108 9161	Electronic Torque Wrenches	P.45
CP8917	894 108 9175	Torque wrenches	P.43
CP8917 E	894 108 9170	Torque wrenches	P.43
CP8918	894 108 9180	Electronic Torque Wrenches	P.45
CP8918	894 108 9180	Electronic Torque Wrenches	P.45
CP8918	894 108 9180	Electronic Torque Wrenches	P.45
CP8918TC	894 108 9181	Electronic Torque Wrenches	P.45
CP8918TC	894 108 9181	Electronic Torque Wrenches	P.45
CP8918TC	894 108 9181	Electronic Torque Wrenches	P.45
CP8920	894 108 9205	Torque wrenches	P.43
CP8920 E	894 108 9200	Torque wrenches	P.43
CP8925	894 108 9255	Torque wrenches	P.43
CP8925 E	894 108 9250	Torque wrenches	P.43
CP9104Q	615 195 9104	Grinders	P.95
CP9113G	615 160 0010	Grinders	P.99
CP9113GES	615 160 2070	Grinders	P.105
CP9120CR	615 195 2120	Grinders	P.119
CP9121AR	615 195 7321	Grinders	P.119
CP9121BR	615 195 7221	Grinders	P.119
CP9121CR	615 195 2121	Grinders	P.119
CP9122BR	615 195 7222	Grinders	P.119
CP9122CR	615 195 2122	Grinders	P.119
CP9123	615 195 9123	Grinders	P.125
CP9161	615 182 0000	Percussive Tools	P.184
CP9285C	894 109 2850	Drills	P.174
CP9286C	894 109 2860	Drills	P.177
CP9287C	894 109 2870	Drills	P.174
CP9288C	894 109 2880	Drills	P.177
CP9356NS	T022165	Percussive Tools	P.187
CP9361	T012644	Percussive Tools	P.184
CP9361-1	T011970	Percussive Tools	P.184
CP9362-2H	615 161 2020	Percussive Tools	P.193
CP9362-2R	615 161 2010	Percussive Tools	P.193
CP9363-1H	615 161 2040	Percussive Tools	P.193
CP9363-1R	615 161 2030	Percussive Tools	P.193
CP9363-2H	615 161 2060	Percussive Tools	P.193
CP9363-2R	615 161 2050	Percussive Tools	P.193
CP9363-3H	615 161 2080	Percussive Tools	P.193
CP9363-3R	615 161 2070	Percussive Tools	P.193
CP9363-4H	615 161 2100	Percussive Tools	P.193
CP9363-4R	615 161 2090	Percussive Tools	P.193
CP9373-2H	615 161 2120	Percussive Tools	P.194
CP9373-2R	615 161 2110	Percussive Tools	P.194
CP9373-3H	615 161 2140	Percussive Tools	P.194
CP9373-3R	615 161 2130	Percussive Tools	P.194
CP9373-4H	615 161 2160	Percussive Tools	P.194
CP9373-4R	615 161 2150	Percussive Tools	P.194
CP9426	615 191 9426	Ratchet wrenches	P.37
CP9426	615 191 9426	Ratchet wrenches	P.37
CP9427	615 191 9427	Ratchet wrenches	P.37
CP9427	615 191 9427	Ratchet wrenches	P.37
CP9541	615 190 9541	Impact wrenches	P.21
CP9542	615 190 9542	Impact wrenches	P.21
CP9561	615 190 9561	Impact wrenches	P.26
CP9705	615 193 9705	Speciality tools	P.208
CP9710	615 193 9710	Speciality tools	P.208
CP9778	615 193 9778	Sanders & Polishers	P.142
CP9779	615 193 9779	Sanders & Polishers	P.160
CP9780	615 193 9780	Sanders & Polishers	P.160
CP9789C	894 109 7890	Drills	P.179
CP9790C	894 109 7900	Drills	P.176
CP9791C	894 109 7910	Drills	P.179
CP9792C	894 109 7920	Drills	P.176
CP9882	894 109 8820	Riveting tools	P.83
CP9885	615 197 9885	Caulking gun	P.206
CP9886	894 109 8860	Riveting tools	P.83
CP9887	894 109 8870	Riveting tools	P.83
CP9888	894 109 8880	Riveting tools	P.83
GV5	615 174 0170	Percussive Tools	P.190
RA1	615 174 0180	Percussive Tools	P.190
RA1BL	615 174 0190	Percussive Tools	P.190
RA2H	615 174 0210	Percussive Tools	P.190



At Chicago Pneumatic we have a passion for performance and long-lasting partnerships. Since 1901, we have been committed to reliability based on technology and trust.

A stylized world map composed of numerous red, curved lines that create a sense of motion and global connectivity.

People. Passion. Performance.

For more information, please contact your CP partner:

Use only authorized parts. Any damage or malfunction caused by the use of unauthorized parts is not covered by Warranty or Product Liability.

www.cp.com

© 2025 Chicago Pneumatic. Subject to technical modifications. v1.07.2025